Financial Report

For the period ending

September 30, 2021

Marion CUSD #2
Financial Profile
For the period ending September 30, 2021

	Budgeted Revenue	Year-to-Date Revenue	Budget Balance	Percent of Budget Collected
Educational Fund	$ 37,721,999	$ 14,330,654	23,391,345	37.99%
Operations & Maintenance Fund	10,270,419	$ 2,512,824	7,757,595	24.47%
Lease Fund	1,130	$ 693	437	61.30%
Debt Service Fund	2,632,185	$ 1,137,499	1,494,686	43.22%
Transportation Fund	1,875,000	$ 960,566	914,434	51.23%
Social Security/Medicare Fund	500,500	$ 294,165	206,335	58.77%
IMRF Fund	538,000	$ 285,960	252,040	53.15%
Capital Projects Fund	2,695,000	$ 583,006	2,111,994	21.63%
Working Cash Fund	860	$ 500	360	58.13%
Tort Fund	698,500	$ 410,103	288,397	58.71%
Fire Prevention & Life Safety Fun	213,500	$ 126,471	87,029	59.24%
ALL FUNDS	**$ 57,147,093**	**$ 20,642,440**	**$ 36,504,653**	**36.12%**

Percent of Fiscal Year Completed = 100.00%

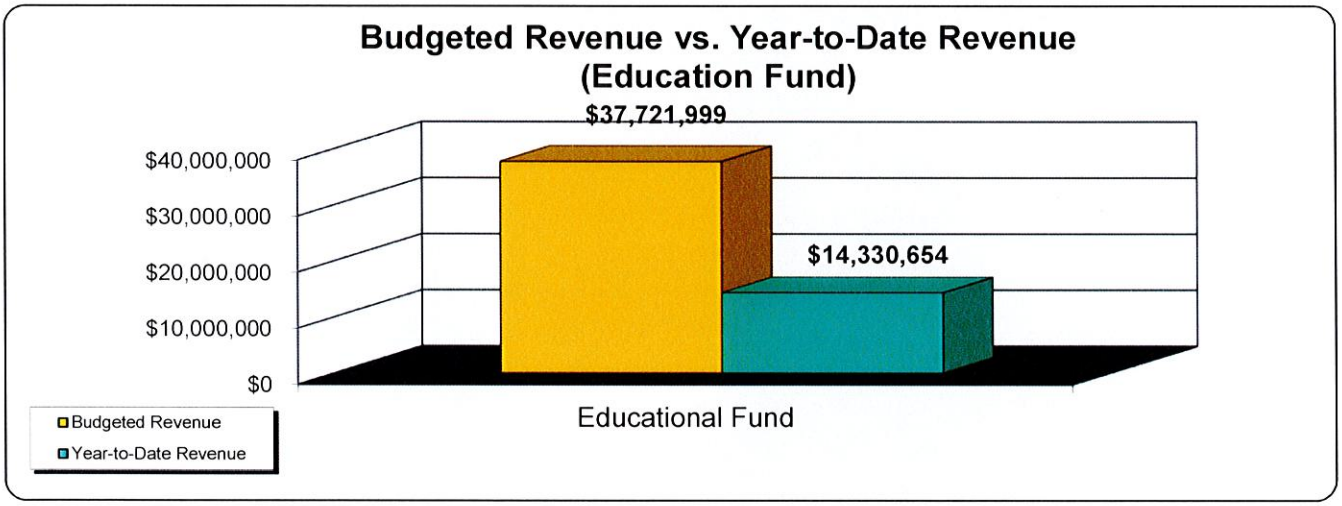

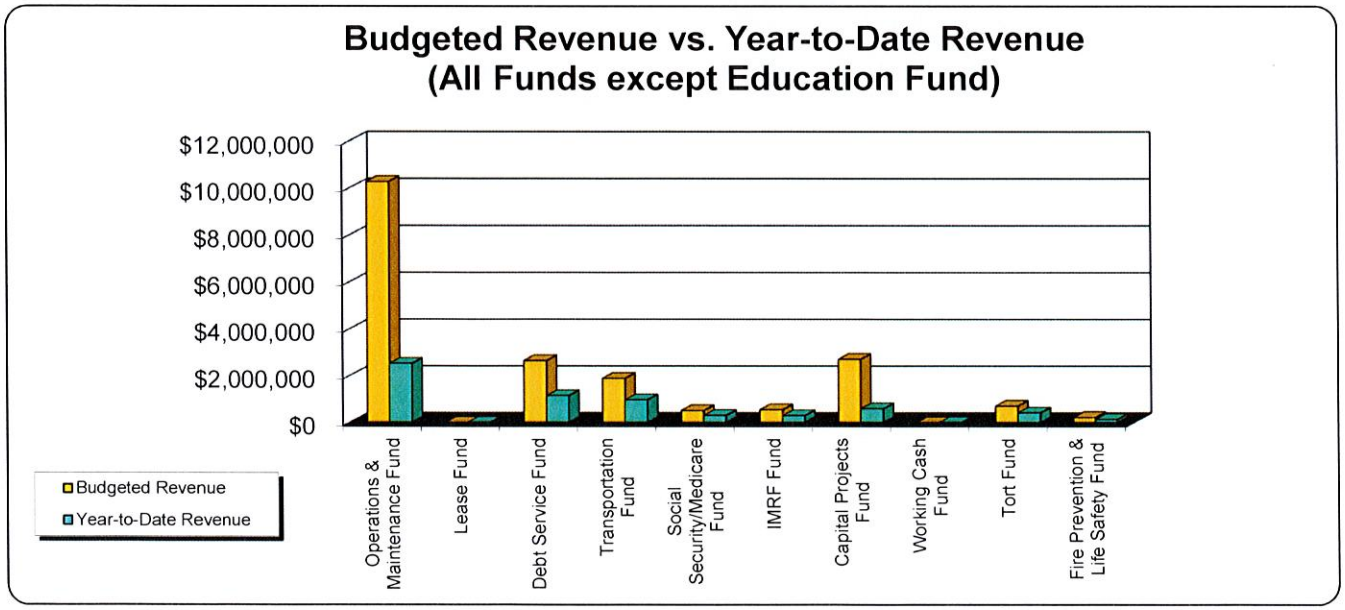

Marion CUSD #2
Financial Profile
For the period ending September 30, 2021

	Budgeted Expenditures	Year-to-Date Expenditures	Budget Balance	Percent of Budget Spent
Educational Fund	$ 37,440,545	$ 8,681,361	$ 28,759,184	23.19%
Operations & Maintenance Fund	10,302,319	964,948	$ 9,337,371	9.37%
Lease Fund	52,800	8,800	$ 44,000	16.67%
Debt Service Fund	2,631,285	38,786	$ 2,592,500	1.47%
Transportation Fund	1,928,762	179,379	$ 1,749,383	9.30%
Social Security/Medicare Fund	602,664	131,668	$ 470,996	21.85%
IMRF Fund	599,000	129,479	$ 469,521	21.62%
Capital Projects Fund	3,740,018	683,869	$ 3,056,149	18.29%
Working Cash Fund	0	0	0	0.00%
Tort Fund	650,000	198,690	$ 451,310	30.57%
Fire Prevention & Life Safety Fun	1,756,735	933,278	$ 823,457	53.13%
ALL FUNDS	**$ 59,704,128**	**$ 11,950,257**	**$ 47,753,871**	**20.02%**

Percent of Fiscal Year Completed = 100.00%

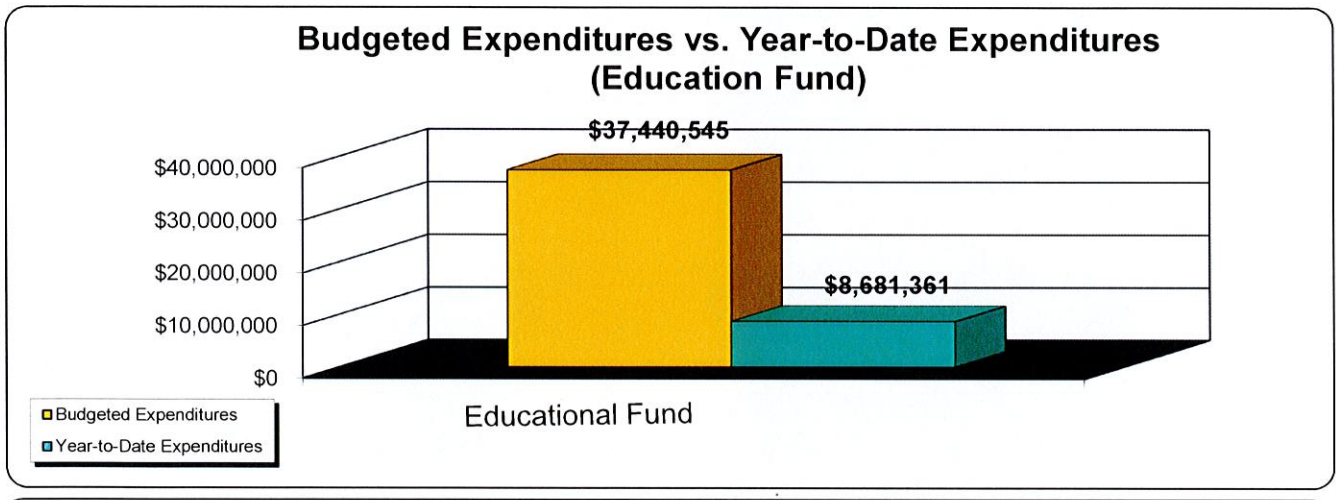

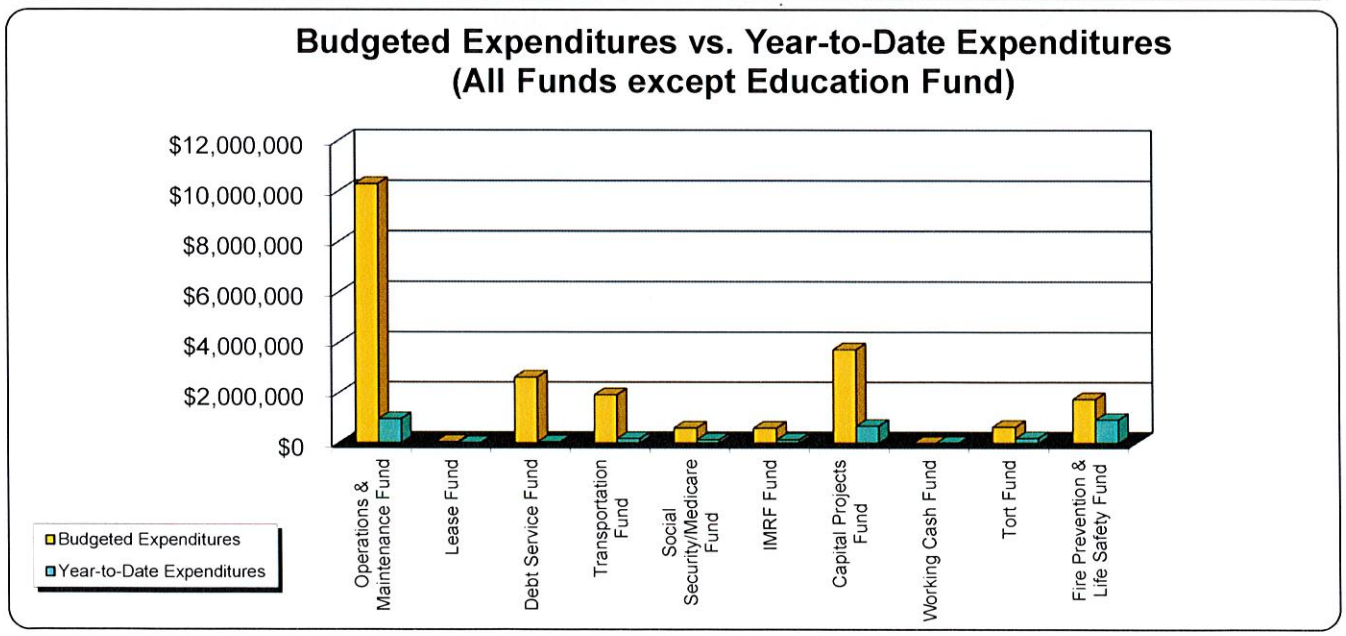

FDTLOC FUNC OBJ SJ SOURCE	Account Level Description	Ending Balance
A Asset		
10A000 1110 0000 00 000000	IMPREST, ADM, HS	26,000.48
10A000 1120 0000 00 000000	CASH IN BANK	11,030,060.52
10A000 1130 0000 00 000000	PETTY CASH	800.00
10A000 1140 0000 00 000000	HEALTH INSURANCE CHECKING	351,504.78
10A000 1260 0000 00 000000	Activity Account	0.00
10A000 1300 0000 00 000000	EDUC. TRANSF FROM W CASH	0.00
10A000 1310 0000 00 000000	TAXES RECEIVABLE	-0.31
10A000 1410 0000 00 000000	DUE TO ED FROM TORT	0.00
10A000 1410 0000 00 000002	ED LOAN TO O&M FUND	0.00
10A000 1410 0000 00 000004	LOAN TO TRANSPORTATION FUND	0.00
10A000 1410 0000 00 000008	ED LOAN TO TORT FUND	0.00
10A000 1530 0000 00 000000	GRANTS RECEIVABLE	-0.26
10A000 1610 0000 00 000001	18-19 LOAN TO VOCATIONAL DIST	0.00
10A000 1610 0000 00 000003	17-18 CTEI VOCATION LOAN	0.00
10A000 1610 0000 02 000002	13-14 LOAN TO PRE-K	-0.10
10A000 1610 0000 04 000004	11-12 LOAN PRE-K	0.29
10A000 1630 0000 00 000000	INSURANCE RECEIVABLE	0.21
10A000 1720 0000 00 000000	BUILDING TRADES HOUSE	0.00
10A--- ---- ---- -- ------		11,408,365.61
L Liability		
10L000 4110 0000 00 000000	EDUC.FROM BLDG FUND	0.00
10L000 4110 0000 00 000001	LOAN FROM WC	0.00
10L000 4110 0000 00 000002	LOAN FROM TRANS	0.00
10L000 4200 0000 00 000000	ACCRUED PAYROLL	0.00
10L000 4310 0000 00 000000	ACCOUNTS PAYABLE	-0.25
10L000 4340 0000 00 000000	ED LOAN FROM TRANS	0.00
10L000 4610 0000 00 000000	LINE OF CREDIT	0.00
10L000 4650 0000 00 000000	BIKING FOR BOOKS	0.00
10L000 4710 0000 00 000000	ACCRUED SALARIES AND BENEFITS	0.13
10L000 4810 0000 00 000451	EDUCATION TRS	0.36
10L000 4810 0000 00 000452	FIT	0.00
10L000 4810 0000 00 000453	SIT	0.03
10L000 4810 0000 00 000454	IMRF	0.00
10L000 4810 0000 00 000455	ANNUITIES	0.00
10L000 4810 0000 00 000456	HEALTH INSURANCE	0.00
10L000 4810 0000 00 000457	FICA	0.00
10L000 4810 0000 00 000458	MEDICARE	0.00
10L000 4810 0000 00 000459	CREDIT UNION & DUES	0.00
10L000 4810 0000 00 000460	UNITED WAY	0.00
10L000 4810 0000 00 000461	UNIT 2 FOUNDATION	0.00
10L000 4810 0000 00 000462	CIRCUIT CLERK	0.00
10L000 4810 0000 00 000464	KIDS FOUNDATION	0.00
10L000 4810 1000 00 000458	FICA/MEDICARE	0.00
10L000 4910 0000 00 000000	DEFERRED REVENUE	-0.27
10L000 4930 0000 00 000000	Activity Account	0.00
10L000 4980 0000 00 000000		0.00
10L000 4990 0000 00 000000	CONTINGENT HEALTH INSURANCE LI	-0.04
10L000 4990 0000 00 000003	Property Tax Building Trades	-5.99
10L000 5500 0000 00 000000	CONTINGENT HEALTH INS LIAB.	-242,878.39
10L--- ---- ---- -- ------		-242,884.42

FDTLOC	FUNC	OBJ	SJ	SOURCE	Account Level Description	Ending Balance
Q				Equity		
10Q000	7030	0000	00	000002	RESTRICTED FUND BAL HEALTH INS	0.00
10Q000	7130	0000	00	000000	RESERVE FOR ENCUMBRANCES	0.00
10Q000	7300	0000	00	000000	EDUCATION FUND BALANCE	-11,165,481.19
10Q---	----	----	--	------		-11,165,481.19
10----	----	----	--	------		0.00
A				Asset		
11A000	1260	0000	00	000000	ACTIVITY FUND CASH	339,693.84
11A---	----	----	--	------		339,693.84
L				Liability		
11L000	4930	0000	00	000000	ACTIVITY FUND LIABILITY	0.00
11L---	----	----	--	------		0.00
Q				Equity		
11Q000	7150	0000	00	000000	ACTIVITY FUND BALANCE	0.00
11Q000	7300	0000	00	000000	ACTIVITY ACCOUNT FUND BALANCE	-339,693.84
11Q---	----	----	--	------		-339,693.84
11----	----	----	--	------		0.00
A				Asset		
20A000	1120	0000	00	000000	CASH IN BANK	3,517,693.18
20A000	1310	0000	00	000001	ALLOWANCE ACCOUNT	0.00
20A000	1410	0000	00	000000	O&M LOAN TO ED	0.00
20A000	1410	0000	00	000001	OM LOAN TO CAPITAL PROJECTS	0.00
20A000	1510	0000	00	000000	O&M LOAN TO ED	0.00
20A---	----	----	--	------		3,517,693.18
L				Liability		
20L000	4110	0000	00	000000	LOAN FROM WC	0.00
20L000	4110	0000	00	000001	LOAN FROM ED FUND	0.00
20L000	4110	0000	00	000002	LOAN FROM TRANSPORTATION	0.00
20L000	4200	0000	00	000000	ACCRUED PAYROLL	0.00
20L000	4310	0000	00	000000	ACCOUNTS PAYABLE	-0.02
20L000	4410	0000	00	000000	HS FIRE RESTORATION (INSURANCE	0.00
20L000	4710	0000	00	000000	ACCRUED SALARIES AND BENEFITS	-0.36
20L000	4810	0000	00	000451	TRS	0.00
20L000	4810	0000	00	000452	FIT	0.00
20L000	4810	0000	00	000453	SIT	0.00
20L000	4810	0000	00	000454	IMRF	0.00

FDTLOC FUNC OBJ SJ SOURCE	Account Level Description	Ending Balance
L	Liability	
20L000 4810 0000 00 000455	ANNUITIES	0.00
20L000 4810 0000 00 000456	HEALTH INSURANCE	0.00
20L000 4810 0000 00 000457	FICA	0.00
20L000 4810 0000 00 000458	MEDICARE	0.00
20L000 4810 0000 00 000459	CREDIT UNION, UNION DUES	0.00
20L000 4810 0000 00 000460	UNITED WAY	0.00
20L000 4810 0000 00 000462	CIRCUIT CLERK	0.00
20L000 4810 1000 00 000458	FICA/MEDICARE	0.00
20L000 4910 0000 00 000000	DEFERRED REVENUE	-0.40
20L000 4980 0000 00 000000		0.00
20L000 4990 0000 00 000000	PROPERTY TAX ON PURCHASE OF PR	3.53
20L--- ---- ---- -- ------		2.75
Q	Equity	
20Q000 7130 0000 00 000000	RESERVE FOR ENCUMBRANCES	0.00
20Q000 7300 0000 00 000000	OM FUND BALANCE	-3,517,695.93
20Q--- ---- ---- -- ------		-3,517,695.93
20---- ---- ---- -- ------		0.00
A	Asset	
21A000 1120 0000 00 000000	CASH IN BANK	72,431.56
21A000 1210 0000 00 000000	LEASE DEPOSIT	0.00
21A--- ---- ---- -- ------		72,431.56
L	Liability	
21L000 4310 0000 00 000000	ACCOUNTS PAYABLE	0.27
21L000 4910 0000 00 000000	DEFERRED REVENUE	0.13
21L000 5900 0000 00 000000	LT LIAB - COMPUTERS	0.00
21L000 5990 0000 00 000000	LEASE: LT LIAB - COMPUTERS	0.25
21L--- ---- ---- -- ------		0.65
Q	Equity	
21Q000 7300 0000 00 000000	OM LEASE FUND BALANCE	-72,432.21
21Q--- ---- ---- -- ------		-72,432.21
21---- ---- ---- -- ------		0.00
A	Asset	
30A000 1120 0000 00 000000	CASH IN BANK	1,105,133.97
30A--- ---- ---- -- ------		1,105,133.97

FDTLOC	FUNC	OBJ	SJ	SOURCE	Account Level Description	Ending Balance
L					Liability	
30L000	4310	0000	00	000000	ACCOUNTS PAYABLE	0.00
30L000	4910	0000	00	000000	DEFERRED REVENUE	0.42
30L---	----	----	--	------		0.42
Q					Equity	
30Q000	7300	0000	00	000000	DEBT SERVICE FUND BALANCE	-1,105,134.39
30Q---	----	----	--	------		-1,105,134.39
30----	----	----	--	------		0.00
A					Asset	
40A000	1120	0000	00	000000	CASH IIN BANK	1,676,907.28
40A000	1410	0000	00	000000	TRANS LOAN TO ED	0.00
40A000	1420	0000	00	000000	LOAN TO O&M FUND	0.00
40A000	1510	0000	00	000000	TRANS LOAN TO ED	0.00
40A000	1530	0000	00	000000	GRANTS RECEIVABLE	0.28
40A000	1610	0000	00	000000	OTHER RECEIVABLES	0.00
40A000	1610	0000	00	000001	20-21 LOAN TO WCES	0.00
40A---	----	----	--	------		1,676,907.56
L					Liability	
40L000	4110	0000	00	000000	LOAN FROM ED FUND	0.00
40L000	4200	0000	00	000000	ACCRUED PAYROLL	0.00
40L000	4310	0000	00	000000	ACCOUNTS PAYABLE	0.00
40L000	4310	0000	00	000001	AMERICAN EXPRESS LIABILITY	0.00
40L000	4650	0000	00	000000	BIKING FOR BOOKS	0.00
40L000	4710	0000	00	000000	ACCRUED SALARIES AND BENEFITS	-0.06
40L000	4810	0000	00	000451	TRS	0.00
40L000	4810	0000	00	000452	FIT	0.00
40L000	4810	0000	00	000453	SIT	0.00
40L000	4810	0000	00	000455	TORT: ANNUITIES	0.00
40L000	4810	0000	00	000456	HEALTH INSURANCE	0.00
40L000	4810	0000	00	000457	FICA	0.00
40L000	4810	0000	00	000458	MEDICARE	0.00
40L000	4810	1000	00	000458	FICA/MEDICARE	0.00
40L000	4910	0000	00	000000	DEFERRED REVENUE	-0.47
40L000	4980	0000	00	000000	ACCRUED EXPENSES	0.00
40L---	----	----	--	------		-0.53
Q					Equity	
40Q000	7130	0000	00	000000	RESERVE FOR ENCUMBRANCES	0.00
40Q000	7300	0000	00	000000	TRANSPORTATION FUND BALANCE	-1,676,907.03
40Q---	----	----	--	------		-1,676,907.03

FDTLOC FUNC OBJ SJ SOURCE	Account Level Description	Ending Balance
40---- ---- ---- -- ------		0.00
A	Asset	
50A000 1120 0000 00 000000	CASH IN BANK	472,521.99
50A--- ---- ---- -- ------		472,521.99
L	Liability	
50L000 4310 0000 00 000000	ACCOUNTS PAYABLE	0.00
50L000 4710 0000 00 000000	ACCRUED SALARIES AND BENEFITS	0.00
50L000 4910 0000 00 000000	DEFERRED REVENUE	-0.12
50L000 4980 0000 00 000000		0.00
50L--- ---- ---- -- ------		-0.12
Q	Equity	
50Q000 7300 0000 00 000000	IMRF/SS FUND BALANCE	-472,521.87
50Q--- ---- ---- -- ------		-472,521.87
50---- ---- ---- -- ------		0.00
A	Asset	
51A000 1120 0000 00 000000	CASH IN BANK	379,276.29
51A--- ---- ---- -- ------		379,276.29
L	Liability	
51L000 4310 0000 00 000000	ACCOUNTS PAYABLE	0.00
51L000 4710 0000 00 000000	Accrued Salaries and Benefits	0.00
51L000 4980 0000 00 000000		0.00
51L--- ---- ---- -- ------		0.00
Q	Equity	
51Q000 7300 0000 00 000000		-379,276.29
51Q--- ---- ---- -- ------		-379,276.29
51---- ---- ---- -- ------		0.00

FDTLOC FUNC OBJ SJ SOURCE	Account Level Description	Ending Balance
A Asset		
60A000 1120 0000 00 000000	CASH IN BANK	1,249,011.59
60A000 2200 0000 00 000000	LAND PURCHASE	0.00
60A--- ---- ---- -- ------		1,249,011.59
L Liability		
60L000 4110 0000 00 000000	LOAN FROM OM	0.00
60L000 4310 0000 00 000000	ACCOUNTS PAYABLE	-0.41
60L000 4910 0000 00 000000	DEFERRED REVENUE	0.00
60L000 4990 0000 00 000000	PROPERTY TAX OWED FOR LOT 2014	-455.66
60L--- ---- ---- -- ------		-456.07
Q Equity		
60Q000 7130 0000 00 000000	RESERVE FOR ENCUMBRANCES	0.00
60Q000 7300 0000 00 000000	CAPITAL PROJECTS FUND BALANCE	-1,248,555.52
60Q--- ---- ---- -- ------		-1,248,555.52
60---- ---- ---- -- ------		0.00
A Asset		
70A000 1120 0000 00 000000	CASH IN BANK	7,721.96
70A000 1410 0000 00 000000	WC LOAN TO ED	0.00
70A000 1410 0000 00 000001	WC LOAN TO OM	0.00
70A000 1510 0000 00 000000	LOAN TO EDUCATION FUND	0.00
70A--- ---- ---- -- ------		7,721.96
L Liability		
70L000 4310 0000 00 000000	ACCOUNTS PAYABLE	0.00
70L000 4910 0000 00 000000	DEFERRED REVENUE	0.38
70L--- ---- ---- -- ------		0.38
Q Equity		
70Q000 7300 0000 00 000000	WORKING CASH FUND BALANCE	-7,722.34
70Q--- ---- ---- -- ------		-7,722.34
70---- ---- ---- -- ------		0.00

FDTLOC FUNC OBJ SJ SOURCE	Account Level Description	Ending Balance
A Asset		
80A000 1120 0000 00 000000	CASH IN BANK	273,457.77
80A--- ---- ---- -- ------		273,457.77
L Liability		
80L000 4110 0000 00 000000	DUE TO ED FROM TORT	0.00
80L000 4110 0000 00 000001	LOAN FROM ED FUND	0.00
80L000 4310 0000 00 000000	ACCOUNTS PAYABLE	0.00
80L000 4810 0000 00 000451	TRS	0.00
80L000 4810 0000 00 000452	FIT	0.00
80L000 4810 0000 00 000453	SIT	0.00
80L000 4810 0000 00 000454	IMRF	0.00
80L000 4810 0000 00 000455	ANNUTIES	0.00
80L000 4810 0000 00 000456	HEALTH INSURANCE	0.00
80L000 4810 0000 00 000457	FICA	0.00
80L000 4810 0000 00 000458	MEDICARE	0.00
80L000 4810 0000 00 000459	CU/DUES	0.00
80L000 4810 0000 00 000460	UNITED WAY	0.00
80L000 4810 0000 00 000461	UNIT 2 FOUNDATION	0.00
80L000 4810 0000 00 000462	CIRCUIT CLERK	0.00
80L000 4810 0000 00 000464	KIDS FOUNDATION	0.00
80L000 4810 1000 00 000458	FICA/MEDICARE	0.00
80L000 4910 0000 00 000000	DEFERRED REVENUE	0.00
80L--- ---- ---- -- ------		0.00
Q Equity		
80Q000 7130 0000 00 000000	RESERVE FOR ENCUMBRANCES	0.00
80Q000 7300 0000 00 000000	TORT FUND BALANCE	-273,457.77
80Q--- ---- ---- -- ------		-273,457.77
80---- ---- ---- -- ------		0.00
A Asset		
90A000 1120 0000 00 000000	CASH IN BANK	1,162,929.03
90A--- ---- ---- -- ------		1,162,929.03
L Liability		
90L000 4310 0000 00 000000	ACCOUNTS PAYABLE	-0.50
90L000 4910 0000 00 000000	DEFERRED REVENUE	-0.48
90L--- ---- ---- -- ------		-0.98

FDTLOC FUNC OBJ SJ SOURCE Q Equity	Account Level Description	Ending Balance
90Q000 7130 0000 00 000000	RESERVE FOR ENCUMBRANCES	0.00
90Q000 7300 0000 00 000000	FP&S FUND BALANCE	-1,162,928.05
90Q--- ---- ---- -- ------		-1,162,928.05
90---- ---- ---- -- ------		0.00

Grand Asset Totals	21,665,144.35
Grand Liability Totals	-243,337.92
Grand Equity Totals	-21,421,806.43
Grand Totals	0.00

Number of Accounts: 171

********** End of report **********

CHECK NUMBER	CHECK DATE	VENDOR	INVOICE NUMBER	ACCOUNT NUMBER	INVOICE DESCRIPTION	AMOUNT
69831	09/16/2021	MURPHYSBORO APPLE FE	09102021	10E303 1103 4140 00 000000	Checks for competition fees	225.00
					Totals for 69831	225.00
69832	09/24/2021	AFLAC	20210924AD	10L000 4810 0000 00 000456	Payroll accrual	165.81
69832	09/24/2021	AFLAC	20210924AD	20L000 4810 0000 00 000456	Payroll accrual	9.70
69832	09/24/2021	AFLAC	20210924AD	10L000 4810 0000 00 000456	Payroll accrual	293.09
					Totals for 69832	468.60
69833	09/24/2021	COLONIAL LIFE &ACC I	20210924AD	10L000 4810 0000 00 000456	Dental Insurance	642.24
					Totals for 69833	642.24
69834	09/24/2021	CONNECTICUT-CCSPC	20210924AD	20L000 4810 0000 00 000462	Payroll accrual	108.63
					Totals for 69834	108.63
69835	09/24/2021	ILL STATE DISB UNIT	20210924AD	10L000 4810 0000 00 000462	Payroll accrual	146.50
69835	09/24/2021	ILL STATE DISB UNIT	20210924AD	10L000 4810 0000 00 000462	Payroll accrual	200.00
69835	09/24/2021	ILL STATE DISB UNIT	20210924AD	10L000 4810 0000 00 000462	Payroll accrual	651.00
					Totals for 69835	997.50
69836	09/24/2021	KIDS FOUNDATION	20210924AD	10L000 4810 0000 00 000464	Payroll accrual	74.25
					Totals for 69836	74.25
69837	09/24/2021	LABORERS' LOCAL 773	20210924AD	20L000 4810 0000 00 000459	Payroll accrual	479.50
					Totals for 69837	479.50
69838	09/24/2021	LOCAL 773	20210924AD	10L000 4810 0000 00 000459	Payroll accrual	233.00
					Totals for 69838	233.00
69839	09/24/2021	MARION UNIT 2 FOUNDA	20210924AD	10L000 4810 0000 00 000461	Payroll accrual	122.00
					Totals for 69839	122.00
69840	09/24/2021	NIKKI TRAVELSTEAD201	20210924AD	10L000 4810 0000 00 000462	Payroll accrual	250.00
					Totals for 69840	250.00
69841	09/24/2021	SIU CREDIT UNION	20210924AD	10L000 4810 0000 00 000459	Payroll accrual	1,100.00
					Totals for 69841	1,100.00
69842	09/24/2021	THE GUARDIAN-APPLETO	20210924AD	10L000 4810 0000 00 000456	Dental insurance	3,111.66
69842	09/24/2021	THE GUARDIAN-APPLETO	20210924AD	20L000 4810 0000 00 000456	Dental insurance	124.88
					Totals for 69842	3,236.54
69843	09/27/2021	AMEREN ILLINOIS	10/04 Due	20E000 2542 4650 00 000011	Gas-District	52.47
69843	09/27/2021	AMEREN ILLINOIS	10/04 Due	20E107 2542 4650 00 000000	Gas-District	70.86
69843	09/27/2021	AMEREN ILLINOIS	10/04 Due	20E108 2542 4650 00 000000	Gas-District	272.12
69843	09/27/2021	AMEREN ILLINOIS	10/04 Due	20E303 2542 4650 00 000000	Gas-District	265.61
					Totals for 69843	661.06
69844	09/27/2021	THE CINCINNATI INSUR	4007539685	80E000 2365 3800 00 000000	Insurance K.Oates	829.80
					Totals for 69844	829.80
69845	09/27/2021	BSN SPORTS INC	912905671	20E000 2542 4100 00 000000	Basketball Nets	107.50
69845	09/27/2021	BSN SPORTS INC	913323855	10E000 1500 4100 01 000000	FOOTBALL EQUIPMENT INVOICE 913323855	30.00
69845	09/27/2021	BSN SPORTS INC	913323855	10E000 1500 4100 01 000000	FOOTBALL EQUIPMENT INVOICE 913323855	8.00
69845	09/27/2021	BSN SPORTS INC	913350911	10E000 1500 4100 31 000000	GIRLS BASKETBALL WARM UPS INVOICE 913350911	720.00
69845	09/27/2021	BSN SPORTS INC	913350911	10E000 1500 4100 31 000000	GIRLS BASKETBALL WARM UPS INVOICE 913350911	270.00
69845	09/27/2021	BSN SPORTS INC	913350911	10E000 1500 4100 31 000000	GIRLS BASKETBALL WARM UPS INVOICE 913350911	135.00
69845	09/27/2021	BSN SPORTS INC	913350911	10E000 1500 4100 31 000000	GIRLS BASKETBALL WARM UPS INVOICE 913350911	90.00
69845	09/27/2021	BSN SPORTS INC	913350911	10E000 1500 4100 31 000000	GIRLS BASKETBALL WARM UPS INVOICE 913350911	25.00
69845	09/27/2021	BSN SPORTS INC	913374019	10E000 1500 4100 21 000000	JUNIOR HIGH BASEBALL SCREEN INVOICE 913374019	300.00
69845	09/27/2021	BSN SPORTS INC	913374019	10E000 1500 4100 21 000000	JUNIOR HIGH BASEBALL SCREEN INVOICE 913374019	51.00
69845	09/27/2021	BSN SPORTS INC	913389654	10E000 1500 4100 21 000000	JUNIOR HIGH BASEBALL	439.60

CHECK NUMBER	CHECK DATE	VENDOR	INVOICE NUMBER	ACCOUNT NUMBER	INVOICE DESCRIPTION	AMOUNT
					EQUIPMENT	
69845	09/27/2021	BSN SPORTS INC	913389654	10E000 1500 4100 21 000000	JUNIOR HIGH BASEBALL EQUIPMENT	13.00
69845	09/27/2021	BSN SPORTS INC	913389654	10E000 1500 4100 21 000000	JUNIOR HIGH BASEBALL EQUIPMENT	150.00
69845	09/27/2021	BSN SPORTS INC	913389654	10E000 1500 4100 21 000000	JUNIOR HIGH BASEBALL EQUIPMENT	15.00
69845	09/27/2021	BSN SPORTS INC	913389654	10E000 1500 4100 21 000000	JUNIOR HIGH BASEBALL EQUIPMENT	83.40
69845	09/27/2021	BSN SPORTS INC	913389654	10E000 1500 4100 21 000000	JUNIOR HIGH BASEBALL EQUIPMENT	166.80
69845	09/27/2021	BSN SPORTS INC	913389654	10E000 1500 4100 21 000000	JUNIOR HIGH BASEBALL EQUIPMENT	394.20
69845	09/27/2021	BSN SPORTS INC	913389654	10E000 1500 4100 21 000000	JUNIOR HIGH BASEBALL EQUIPMENT	125.00
69845	09/27/2021	BSN SPORTS INC	913389654	10E000 1500 4100 21 000000	JUNIOR HIGH BASEBALL EQUIPMENT	319.60
69845	09/27/2021	BSN SPORTS INC	913389654	10E000 1500 4100 21 000000	JUNIOR HIGH BASEBALL EQUIPMENT	50.01
69845	09/27/2021	BSN SPORTS INC	913405276	10E000 1500 4100 31 000000	GIRLS BASKETBALL STOOLS	2,309.67
69845	09/27/2021	BSN SPORTS INC	913405276	10E000 1500 4100 31 000000	GIRLS BASKETBALL STOOLS	125.00
69845	09/27/2021	BSN SPORTS INC	913481393	10E000 1500 4100 08 000000	SOFTBALL EQUIPMENT	219.00
69845	09/27/2021	BSN SPORTS INC	913481393	10E000 1500 4100 08 000000	SOFTBALL EQUIPMENT	8.00
69845	09/27/2021	BSN SPORTS INC	913520208	10E000 1101 4100 00 000001	BOYS SOCCER WARM UPS INVOICE 913520208 - PAY FROM DONATION	351.00
69845	09/27/2021	BSN SPORTS INC	913520208	10E000 1500 4100 04 000000	BOYS SOCCER WARM UPS INVOICE 913520208 - PAY FROM DONATION	643.50
69845	09/27/2021	BSN SPORTS INC	913520208	10E000 1500 4100 04 000000	BOYS SOCCER WARM UPS INVOICE 913520208 - PAY FROM DONATION	643.50
69845	09/27/2021	BSN SPORTS INC	913520208	10E000 1500 4100 04 000000	BOYS SOCCER WARM UPS INVOICE 913520208 - PAY FROM DONATION	117.00
69845	09/27/2021	BSN SPORTS INC	913520208	10E000 1500 4100 04 000000	BOYS SOCCER WARM UPS INVOICE 913520208 - PAY FROM DONATION	299.70
69845	09/27/2021	BSN SPORTS INC	913520208	10E000 1500 4100 04 000000	BOYS SOCCER WARM UPS INVOICE 913520208 - PAY FROM DONATION	549.45
69845	09/27/2021	BSN SPORTS INC	913520208	10E000 1500 4100 04 000000	BOYS SOCCER WARM UPS INVOICE 913520208 - PAY FROM DONATION	549.45
69845	09/27/2021	BSN SPORTS INC	913520208	10E000 1500 4100 04 000000	BOYS SOCCER WARM UPS INVOICE 913520208 - PAY FROM DONATION	99.90
69845	09/27/2021	BSN SPORTS INC	913520208	10E000 1500 4100 04 000000	BOYS SOCCER WARM UPS INVOICE 913520208 - PAY FROM DONATION	40.00
					Totals for 69845	9,448.28
69846	09/27/2021	PENLEY, JENNIFER	08302021	10R000 1611 0000 84 000003	Food Service Refund (J. Penley)	20.25
					Totals for 69846	20.25
69847	09/27/2021	CENGAGE LEARNING	74689137	10E303 1103 4100 00 000000	Print Working Papers, CH 1-24 for C21 Acctg General Journal, 11e 9781337623254/1337623253	865.00
69847	09/27/2021	CENGAGE LEARNING	74473166	10E303 1103 4100 00 000000	Medical Terminology E-Book Licenses for 2021-2022 school year.	737.25
					Totals for 69847	1,602.25
					Totals for checks	20,498.90

F U N D S U M M A R Y

FUND	DESCRIPTION	BALANCE SHEET	REVENUE	EXPENSE	TOTAL
10	EDUCATIONAL FUND	6,989.55	20.25	11,168.03	18,177.83
20	OPERATIONS & MAINTENANCE FUND	722.71	0.00	768.56	1,491.27
80	TORT IMMUNITY AND JUDGMENT FUN	0.00	0.00	829.80	829.80
*** Fund Summary Totals ***		7,712.26	20.25	12,766.39	20,498.90

********** End of report **********

CHECK NUMBER	CHECK DATE	VENDOR	ACCOUNT NUMBER	INVOICE DESCRIPTION	AMOUNT
202100095	09/24/2021	MASTERCARD	10E000 2545 4100 10 00000	MasterCard Charges	103.00
202100095	09/24/2021	MASTERCARD	20E000 2545 4100 00 00000	MasterCard Charges	1,501.73
202100095	09/24/2021	MASTERCARD	20E000 2542 3400 00 00000	MasterCard Charges	299.00
202100095	09/24/2021	MASTERCARD	20E000 2542 4100 00 00000	MasterCard Charges	286.00
202100095	09/24/2021	MASTERCARD	20E000 2542 4100 00 00000	MasterCard Charges	451.15
202100095	09/24/2021	MASTERCARD	20E000 2542 4100 00 00000	MasterCard Charges	365.57
202100095	09/24/2021	MASTERCARD	10E000 2520 3320 00 00000	MasterCard Charges	175.00
202100095	09/24/2021	MASTERCARD	10E000 1103 4100 00 00000	MasterCard Charges	3,155.14
202100095	09/24/2021	MASTERCARD	10E000 2560 4100 84 00000	MasterCard Charges	172.00
202100095	09/24/2021	MASTERCARD	40E000 2552 4100 00 00000	MasterCard Charges	330.68
202100095	09/24/2021	MASTERCARD	20E000 2545 4100 00 00000	MasterCard Charges	137.77
202100095	09/24/2021	MASTERCARD	10E000 2225 4100 00 00000	MasterCard Charges	549.90
202100095	09/24/2021	MASTERCARD	10E109 1101 4100 00 00000	MasterCard Charges	299.94
202100095	09/24/2021	MASTERCARD	10E303 1103 4200 00 00000	MasterCard Charges	4,992.00
202100095	09/24/2021	MASTERCARD	10E000 2560 4100 84 00000	MasterCard Charges	1,102.27
202100095	09/24/2021	MASTERCARD	10E000 2321 3900 00 00000	MasterCard Charges	586.07
202100095	09/24/2021	MASTERCARD	10E000 2510 4100 00 00000	MasterCard Charges	104.41
202100095	09/24/2021	MASTERCARD	10E303 1103 4100 00 00000	MasterCard Charges	394.04
202100095	09/24/2021	MASTERCARD	10E303 1103 4100 00 00000	MasterCard Charges	485.50
202100095	09/24/2021	MASTERCARD	10E204 1102 3320 00 00000	MasterCard Charges	1,500.00
202100095	09/24/2021	MASTERCARD	10E000 1101 4100 00 00000	MasterCard Charges	433.22
202100095	09/24/2021	MASTERCARD	10E107 2410 6400 00 00000	MasterCard Charges	357.00
202100095	09/24/2021	MASTERCARD	10E204 2410 6400 00 00000	MasterCard Charges	409.00
202100095	09/24/2021	MASTERCARD	10E109 2410 6400 00 00000	MasterCard Charges	371.88
202100095	09/24/2021	MASTERCARD	10E204 2410 6400 00 00000	MasterCard Charges	309.00
202100095	09/24/2021	MASTERCARD	10E107 1101 4100 00 00000	MasterCard Charges	298.99
202100095	09/24/2021	MASTERCARD	10E303 2410 6400 00 00000	MasterCard Charges	356.97
				Totals for 202100095	19,527.23
202100096	09/24/2021	CONSTELLATION NEW EN	20E000 2542 4660 00 00001	District Electric	995.58
202100096	09/24/2021	CONSTELLATION NEW EN	20E303 2542 4660 00 00000	District Electric	27,467.99
202100096	09/24/2021	CONSTELLATION NEW EN	20E204 2542 4660 00 00000	District Electric	7,697.69
202100096	09/24/2021	CONSTELLATION NEW EN	20E107 2542 4660 00 00000	District Electric	4,108.62
202100096	09/24/2021	CONSTELLATION NEW EN	20E108 2542 4660 00 00000	District Electric	5,541.20
202100096	09/24/2021	CONSTELLATION NEW EN	20E110 2542 4660 00 00000	District Electric	7,568.16
				Totals for 202100096	53,379.24
202100097	09/24/2021	COMMON REMITTER	10L000 4810 0000 00 00045	Payroll accrual	5,138.78
202100097	09/24/2021	COMMON REMITTER	10L000 4810 0000 00 00045	Payroll accrual	141.95
				Totals for 202100097	5,280.73
202100098	09/24/2021	ILLINOIS DEPT OF REV	10L000 4810 0000 00 00045	Payroll accrual	37,899.29
202100098	09/24/2021	ILLINOIS DEPT OF REV	20L000 4810 0000 00 00045	Payroll accrual	2,162.47
202100098	09/24/2021	ILLINOIS DEPT OF REV	40L000 4810 0000 00 00045	Payroll accrual	34.74
202100098	09/24/2021	ILLINOIS DEPT OF REV	10L000 4810 0000 00 00045	Payroll accrual	423.00
202100098	09/24/2021	ILLINOIS DEPT OF REV	20L000 4810 0000 00 00045	Payroll accrual	1.00
202100098	09/24/2021	ILLINOIS DEPT OF REV	10L000 4810 0000 00 00045	Payroll accrual	-24.97
202100098	09/24/2021	ILLINOIS DEPT OF REV	20L000 4810 0000 00 00045	Payroll accrual	-42.47
202100098	09/24/2021	ILLINOIS DEPT OF REV	10L000 4810 0000 00 00045	Payroll accrual	24.97
202100098	09/24/2021	ILLINOIS DEPT OF REV	20L000 4810 0000 00 00045	Payroll accrual	42.47
				Totals for 202100098	40,520.50
202100099	09/24/2021	ILLINOIS MUNICIPAL	10L000 4810 0000 00 00045	Payroll accrual	637.99
202100099	09/24/2021	ILLINOIS MUNICIPAL	20L000 4810 0000 00 00045	Payroll accrual	480.57
202100099	09/24/2021	ILLINOIS MUNICIPAL	10L000 4810 0000 00 00045	Payroll accrual	25.00
202100099	09/24/2021	ILLINOIS MUNICIPAL	20L000 4810 0000 00 00045	Payroll accrual	45.00
202100099	09/24/2021	ILLINOIS MUNICIPAL	10L000 4710 0000 00 00000	Payroll accrual	4,383.21
202100099	09/24/2021	ILLINOIS MUNICIPAL	20L000 4710 0000 00 00000	Payroll accrual	2,107.15
202100099	09/24/2021	ILLINOIS MUNICIPAL	40L000 4710 0000 00 00000	Payroll accrual	35.34
202100099	09/24/2021	ILLINOIS MUNICIPAL	51L000 4710 0000 00 00000	Payroll accrual	21,796.05

CHECK NUMBER	CHECK DATE	VENDOR	ACCOUNT NUMBER	INVOICE DESCRIPTION	AMOUNT
				Totals for 202100099	29,510.31
202100100	09/24/2021	INTERNAL REVENUE SER	10L000 4810 0000 00 00045	Payroll accrual	7,137.39
202100100	09/24/2021	INTERNAL REVENUE SER	20L000 4810 0000 00 00045	Payroll accrual	2,928.68
202100100	09/24/2021	INTERNAL REVENUE SER	40L000 4810 0000 00 00045	Payroll accrual	45.70
202100100	09/24/2021	INTERNAL REVENUE SER	10L000 4810 0000 00 00045	Payroll accrual	73,904.53
202100100	09/24/2021	INTERNAL REVENUE SER	20L000 4810 0000 00 00045	Payroll accrual	2,732.72
202100100	09/24/2021	INTERNAL REVENUE SER	40L000 4810 0000 00 00045	Payroll accrual	68.70
202100100	09/24/2021	INTERNAL REVENUE SER	10L000 4810 0000 00 00045	Payroll accrual	11,611.98
202100100	09/24/2021	INTERNAL REVENUE SER	20L000 4810 0000 00 00045	Payroll accrual	684.92
202100100	09/24/2021	INTERNAL REVENUE SER	40L000 4810 0000 00 00045	Payroll accrual	10.69
202100100	09/24/2021	INTERNAL REVENUE SER	10L000 4810 0000 00 00045	Payroll accrual	2,967.84
202100100	09/24/2021	INTERNAL REVENUE SER	20L000 4810 0000 00 00045	Payroll accrual	25.00
202100100	09/24/2021	INTERNAL REVENUE SER	50L000 4710 0000 00 00000	Payroll accrual	10,111.77
202100100	09/24/2021	INTERNAL REVENUE SER	50L000 4710 0000 00 00000	Payroll accrual	12,307.59
202100100	09/24/2021	INTERNAL REVENUE SER	10L000 4810 0000 00 00045	Payroll accrual	-12.88
202100100	09/24/2021	INTERNAL REVENUE SER	10L000 4810 0000 00 00045	Payroll accrual	0.00
202100100	09/24/2021	INTERNAL REVENUE SER	20L000 4810 0000 00 00045	Payroll accrual	-19.75
202100100	09/24/2021	INTERNAL REVENUE SER	10L000 4810 0000 00 00045	Payroll accrual	-3.01
202100100	09/24/2021	INTERNAL REVENUE SER	50L000 4710 0000 00 00000	Payroll accrual	-12.88
202100100	09/24/2021	INTERNAL REVENUE SER	50L000 4710 0000 00 00000	Payroll accrual	-3.01
202100100	09/24/2021	INTERNAL REVENUE SER	10L000 4810 0000 00 00045	Payroll accrual	12.88
202100100	09/24/2021	INTERNAL REVENUE SER	10L000 4810 0000 00 00045	Payroll accrual	0.00
202100100	09/24/2021	INTERNAL REVENUE SER	20L000 4810 0000 00 00045	Payroll accrual	19.75
202100100	09/24/2021	INTERNAL REVENUE SER	10L000 4810 0000 00 00045	Payroll accrual	3.01
202100100	09/24/2021	INTERNAL REVENUE SER	50L000 4710 0000 00 00000	Payroll accrual	12.88
202100100	09/24/2021	INTERNAL REVENUE SER	50L000 4710 0000 00 00000	Payroll accrual	3.01
				Totals for 202100100	124,537.51
202100101	09/24/2021	TEACHER HEALTH INS S	10L000 4810 0000 00 00045	Payroll accrual	107.61
202100101	09/24/2021	TEACHER HEALTH INS S	10L000 4710 0000 00 00000	Payroll accrual	12,149.79
202100101	09/24/2021	TEACHER HEALTH INS S	10L000 4710 0000 00 00000	Payroll accrual	80.08
				Totals for 202100101	12,337.48
202100102	09/24/2021	TEACHERS RET0058	10L000 4710 0000 00 00000	Payroll accrual	4,508.40
202100102	09/24/2021	TEACHERS RET0058	10L000 4710 0000 00 00000	Payroll accrual	69.35
				Totals for 202100102	4,577.75
202100103	09/24/2021	TEACHERS RETIREMENT	10L000 4810 0000 00 00045	Payroll accrual	1,075.74
202100103	09/24/2021	TEACHERS RETIREMENT	10L000 4710 0000 00 00000	Payroll accrual	69,647.10
				Totals for 202100103	70,722.84
202100104	09/24/2021	TEACHERS RETIREMT SY	10L000 4710 0000 00 00000	Payroll accrual	5,824.44
				Totals for 202100104	5,824.44
202100114	09/30/2021	WINSUPPLY	20E000 2542 4100 00 00000	Maintenance Supplies Invoices 245063-01 245091-01 244826-01 244824-01 244822-01	5,918.19
				Totals for 202100114	5,918.19
202100115	09/30/2021	AMERICAN EXPRESS	10E105 1101 4100 00 00000	American Express Charges	542.25
202100115	09/30/2021	AMERICAN EXPRESS	20E000 2542 3400 00 00000	American Express Charges	25.60
202100115	09/30/2021	AMERICAN EXPRESS	20E000 2542 3190 00 00000	American Express Charges	2,273.85
202100115	09/30/2021	AMERICAN EXPRESS	20E000 2545 4100 00 00000	American Express Charges	58.62
202100115	09/30/2021	AMERICAN EXPRESS	10E105 1101 3400 00 00000	American Express Charges	111.00
202100115	09/30/2021	AMERICAN EXPRESS	20E000 2542 3400 00 00000	American Express Charges	1,274.39
202100115	09/30/2021	AMERICAN EXPRESS	80E000 2365 3800 00 00000	American Express Charges	990.00
202100115	09/30/2021	AMERICAN EXPRESS	10E965 1250 4100 30 00000	American Express Charges	2,691.81
202100115	09/30/2021	AMERICAN EXPRESS	10E107 1101 4100 00 00000	American Express Charges	24.84
202100115	09/30/2021	AMERICAN EXPRESS	10E204 1102 4100 00 00000	American Express Charges	2,566.57
202100115	09/30/2021	AMERICAN EXPRESS	10E204 2223 4900 00 00000	American Express Charges	308.92
202100115	09/30/2021	AMERICAN EXPRESS	10E108 1101 4100 00 00000	American Express Charges	542.34
202100115	09/30/2021	AMERICAN EXPRESS	10E109 1101 4100 00 00000	American Express Charges	798.69

CHECK NUMBER	CHECK DATE	VENDOR	ACCOUNT NUMBER	INVOICE DESCRIPTION	AMOUNT
202100115	09/30/2021	AMERICAN EXPRESS	10E303 1103 4200 00 00000	American Express Charges	718.44
202100115	09/30/2021	AMERICAN EXPRESS	10E303 1103 4100 00 00000	American Express Charges	2,237.58
202100115	09/30/2021	AMERICAN EXPRESS	10E303 1103 4100 00 00000	American Express Charges	578.62
202100115	09/30/2021	AMERICAN EXPRESS	10E000 2510 3400 00 00000	American Express Charges	226.08
202100115	09/30/2021	AMERICAN EXPRESS	20E000 2543 3210 00 00000	American Express Charges	3,386.56
202100115	09/30/2021	AMERICAN EXPRESS	20E000 2542 4100 00 00000	American Express Charges	638.90
202100115	09/30/2021	AMERICAN EXPRESS	10E000 2225 4100 00 00000	American Express Charges	533.70
202100115	09/30/2021	AMERICAN EXPRESS	10E902 1250 4100 30 10700	American Express Charges	112.20
202100115	09/30/2021	AMERICAN EXPRESS	10E902 1250 4100 30 11000	American Express Charges	335.30
202100115	09/30/2021	AMERICAN EXPRESS	10E000 2510 4100 00 00000	American Express Charges	30.00
202100115	09/30/2021	AMERICAN EXPRESS	10E000 2510 4100 00 00000	American Express Charges	327.36
202100115	09/30/2021	AMERICAN EXPRESS	10E110 1101 4100 00 00000	American Express Charges	938.12
				Totals for 202100115	22,271.74
				Totals for checks	394,407.96

F U N D S U M M A R Y

FUND	DESCRIPTION	BALANCE SHEET	REVENUE	EXPENSE	TOTAL
10	EDUCATIONAL FUND	237,733.47	0.00	29,779.15	267,512.62
20	OPERATIONS & MAINTENANCE FUND	11,167.51	0.00	69,996.57	81,164.08
40	TRANSPORTATION FUND	195.17	0.00	330.68	525.85
50	SOCIAL SECURITY/MEDICARE	22,419.36	0.00	0.00	22,419.36
51	ILLINOIS MUNICIPAL RETIREMENT	21,796.05	0.00	0.00	21,796.05
80	TORT IMMUNITY AND JUDGMENT FUN	0.00	0.00	990.00	990.00
*** Fund Summary Totals ***		293,311.56	0.00	101,096.40	394,407.96

********** End of report **********

CHECK NUMBER	CHECK DATE	VENDOR	ACCOUNT NUMBER	INVOICE DESCRIPTION	AMOUNT
212200032	09/24/2021	MARION CUSD #2 HEALT	10L000 4810 0000 00 00045	Payroll accrual	7,300.80
212200032	09/24/2021	MARION CUSD #2 HEALT	20L000 4810 0000 00 00045	Payroll accrual	202.80
212200032	09/24/2021	MARION CUSD #2 HEALT	10L000 4810 0000 00 00045	Payroll accrual	3,809.38
212200032	09/24/2021	MARION CUSD #2 HEALT	20L000 4810 0000 00 00045	Payroll accrual	1,446.60
212200032	09/24/2021	MARION CUSD #2 HEALT	40L000 4810 0000 00 00045	Payroll accrual	48.22
212200032	09/24/2021	MARION CUSD #2 HEALT	10L000 4810 0000 00 00045	Payroll accrual	210.80
212200032	09/24/2021	MARION CUSD #2 HEALT	10L000 4810 0000 00 00045	Payroll accrual	20,557.62
212200032	09/24/2021	MARION CUSD #2 HEALT	20L000 4810 0000 00 00045	Payroll accrual	862.74
212200032	09/24/2021	MARION CUSD #2 HEALT	10L000 4810 0000 00 00045	Payroll accrual	8,973.52
212200032	09/24/2021	MARION CUSD #2 HEALT	20L000 4810 0000 00 00045	Payroll accrual	1,205.93
212200032	09/24/2021	MARION CUSD #2 HEALT	10L000 4710 0000 00 00000	Payroll accrual	21,902.04
212200032	09/24/2021	MARION CUSD #2 HEALT	20L000 4710 0000 00 00000	Payroll accrual	608.39
212200032	09/24/2021	MARION CUSD #2 HEALT	10L000 4710 0000 00 00000	Payroll accrual	11,427.98
212200032	09/24/2021	MARION CUSD #2 HEALT	20L000 4710 0000 00 00000	Payroll accrual	4,339.74
212200032	09/24/2021	MARION CUSD #2 HEALT	40L000 4710 0000 00 00000	Payroll accrual	144.66
212200032	09/24/2021	MARION CUSD #2 HEALT	10L000 4710 0000 00 00000	Payroll accrual	1,372.32
212200032	09/24/2021	MARION CUSD #2 HEALT	10L000 4710 0000 00 00000	Payroll accrual	61,673.63
212200032	09/24/2021	MARION CUSD #2 HEALT	20L000 4710 0000 00 00000	Payroll accrual	2,588.25
212200032	09/24/2021	MARION CUSD #2 HEALT	10L000 4710 0000 00 00000	Payroll accrual	26,919.68
212200032	09/24/2021	MARION CUSD #2 HEALT	20L000 4710 0000 00 00000	Payroll accrual	3,617.68
				Totals for 212200032	179,212.78
212200033	09/27/2021	ADAMS ATHLETIC IMPRE	10E000 1501 6400 00 00000	REIMBURSE AUGUST IMPREST	79.69
212200033	09/27/2021	ADAMS ATHLETIC IMPRE	10E000 4190 3190 00 00000	REIMBURSE AUGUST IMPREST	600.00
				Totals for 212200033	679.69
212200034	09/27/2021	WILLIAMSON COUNTY ED	10E000 4120 3190 12 00000	Special Education Reimbursement	108,187.10
				Totals for 212200034	108,187.10
				Totals for checks	288,079.57

F U N D S U M M A R Y

FUND	DESCRIPTION	BALANCE SHEET	REVENUE	EXPENSE	TOTAL
10	EDUCATIONAL FUND	164,147.77	0.00	108,866.79	273,014.56
20	OPERATIONS & MAINTENANCE FUND	14,872.13	0.00	0.00	14,872.13
40	TRANSPORTATION FUND	192.88	0.00	0.00	192.88
*** Fund Summary Totals ***		179,212.78	0.00	108,866.79	288,079.57

********** End of report **********

CHECK NUMBER	CHECK DATE	VENDOR	INVOICE NUMBER	ACCOUNT NUMBER	INVOICE DESCRIPTION	AMOUNT
69831	09/29/2021	MURPHYSBORO APPLE FE	09102021	10E303 1103 4140 00 000000	Checks for competition fees	-225.00
					Totals for 69831	-225.00
69848	10/08/2021	AFLAC	20211008AD	10L000 4810 0000 00 000456	Payroll accrual	151.32
69848	10/08/2021	AFLAC	20211008AD	20L000 4810 0000 00 000456	Payroll accrual	9.70
69848	10/08/2021	AFLAC	20211008AD	10L000 4810 0000 00 000456	Payroll accrual	293.09
					Totals for 69848	454.11
69849	10/08/2021	COLONIAL LIFE &ACC I	20211008AD	10L000 4810 0000 00 000456	Dental Insurance	920.12
					Totals for 69849	920.12
69850	10/08/2021	CONNECTICUT-CCSPC	20211008AD	20L000 4810 0000 00 000462	Payroll accrual	108.63
					Totals for 69850	108.63
69851	10/08/2021	ILL STATE DISB UNIT	20211008AD	10L000 4810 0000 00 000462	Payroll accrual	200.00
69851	10/08/2021	ILL STATE DISB UNIT	20211008AD	10L000 4810 0000 00 000462	Payroll accrual	651.00
					Totals for 69851	851.00
69852	10/08/2021	KIDS FOUNDATION	20211008AD	10L000 4810 0000 00 000464	Payroll accrual	74.25
					Totals for 69852	74.25
69853	10/08/2021	LABORERS' LOCAL 773	20211008AD	20L000 4810 0000 00 000459	Payroll accrual	480.00
					Totals for 69853	480.00
69854	10/08/2021	LOCAL 773	20211008AD	10L000 4810 0000 00 000459	Payroll accrual	233.00
					Totals for 69854	233.00
69855	10/08/2021	MARION EDUCATION ASS	20211008AD	10L000 4810 0000 00 000459	Teacher dues	10,824.44
					Totals for 69855	10,824.44
69856	10/08/2021	MARION UNIT 2 FOUNDA	20211008AD	10L000 4810 0000 00 000461	Payroll accrual	122.00
					Totals for 69856	122.00
69857	10/08/2021	NIKKI TRAVELSTEAD201	20211008AD	10L000 4810 0000 00 000462	Payroll accrual	250.00
					Totals for 69857	250.00
69858	10/08/2021	SIU CREDIT UNION	20211008AD	10L000 4810 0000 00 000459	Payroll accrual	1,100.00
					Totals for 69858	1,100.00
69859	10/08/2021	THE GUARDIAN-APPLETO	20211008AD	10L000 4810 0000 00 000456	Dental insurance	3,111.66
69859	10/08/2021	THE GUARDIAN-APPLETO	20211008AD	20L000 4810 0000 00 000456	Dental insurance	124.88
					Totals for 69859	3,236.54
69860	10/06/2021	ATHLETIC IMPREST ACC	August	10E000 1500 3600 00 000000	ATHLETIC IMPREST REIMBURSEMENT AUGUST 2021	618.95
69860	10/06/2021	ATHLETIC IMPREST ACC	August	10E000 1500 6400 00 000000	ATHLETIC IMPREST REIMBURSEMENT AUGUST 2021	500.00
69860	10/06/2021	ATHLETIC IMPREST ACC	August	10E303 1500 3190 01 000000	ATHLETIC IMPREST REIMBURSEMENT AUGUST 2021	540.00
69860	10/06/2021	ATHLETIC IMPREST ACC	August	10E303 1500 3190 02 000000	ATHLETIC IMPREST REIMBURSEMENT AUGUST 2021	75.00
69860	10/06/2021	ATHLETIC IMPREST ACC	August	10E000 1500 4110 02 000000	ATHLETIC IMPREST REIMBURSEMENT AUGUST 2021	84.00
69860	10/06/2021	ATHLETIC IMPREST ACC	August	10E000 1500 6400 02 000000	ATHLETIC IMPREST REIMBURSEMENT AUGUST 2021	312.50
69860	10/06/2021	ATHLETIC IMPREST ACC	August	10E000 1500 4110 03 000000	ATHLETIC IMPREST REIMBURSEMENT AUGUST 2021	56.00
69860	10/06/2021	ATHLETIC IMPREST ACC	August	10E000 1500 6400 04 000000	ATHLETIC IMPREST REIMBURSEMENT AUGUST 2021	50.00
69860	10/06/2021	ATHLETIC IMPREST ACC	August	10E000 1500 4110 05 000000	ATHLETIC IMPREST REIMBURSEMENT AUGUST 2021	56.00
69860	10/06/2021	ATHLETIC IMPREST ACC	August	10E000 1500 4120 05 000000	ATHLETIC IMPREST REIMBURSEMENT AUGUST 2021	91.00
69860	10/06/2021	ATHLETIC IMPREST ACC	August	10E000 1500 4110 06 000000	ATHLETIC IMPREST REIMBURSEMENT AUGUST 2021	84.00
69860	10/06/2021	ATHLETIC IMPREST ACC	August	10E000 1500 4110 08 000000	ATHLETIC IMPREST REIMBURSEMENT AUGUST 2021	84.00
69860	10/06/2021	ATHLETIC IMPREST ACC	August	10E000 1500 4120 08 000000	ATHLETIC IMPREST REIMBURSEMENT AUGUST 2021	130.00

CHECK NUMBER	CHECK DATE	VENDOR	INVOICE NUMBER	ACCOUNT NUMBER	INVOICE DESCRIPTION	AMOUNT
69860	10/06/2021	ATHLETIC IMPREST ACC	August	10E000 1500 4110 09 000000	ATHLETIC IMPREST REIMBURSEMENT AUGUST 2021	56.00
69860	10/06/2021	ATHLETIC IMPREST ACC	August	10E000 1500 3190 11 000000	ATHLETIC IMPREST REIMBURSEMENT AUGUST 2021	190.00
69860	10/06/2021	ATHLETIC IMPREST ACC	August	10E000 1500 6400 11 000000	ATHLETIC IMPREST REIMBURSEMENT AUGUST 2021	175.00
69860	10/06/2021	ATHLETIC IMPREST ACC	August	10E000 1500 6400 12 000000	ATHLETIC IMPREST REIMBURSEMENT AUGUST 2021	500.00
69860	10/06/2021	ATHLETIC IMPREST ACC	August	10E000 1500 3190 22 000000	ATHLETIC IMPREST REIMBURSEMENT AUGUST 2021	910.00
69860	10/06/2021	ATHLETIC IMPREST ACC	August	10E000 1500 4110 32 000000	ATHLETIC IMPREST REIMBURSEMENT AUGUST 2021	10.50
69860	10/06/2021	ATHLETIC IMPREST ACC	August	10E000 1500 6400 32 000000	ATHLETIC IMPREST REIMBURSEMENT AUGUST 2021	162.50
69860	10/06/2021	ATHLETIC IMPREST ACC	August	10E000 1500 4110 33 000000	ATHLETIC IMPREST REIMBURSEMENT AUGUST 2021	70.00
69860	10/06/2021	ATHLETIC IMPREST ACC	August	10E000 1500 6400 34 000000	ATHLETIC IMPREST REIMBURSEMENT AUGUST 2021	785.00
69860	10/06/2021	ATHLETIC IMPREST ACC	August	10E000 1500 4110 36 000000	ATHLETIC IMPREST REIMBURSEMENT AUGUST 2021	70.00
69860	10/06/2021	ATHLETIC IMPREST ACC	10/01/2021	10E000 1500 4120 05 000000	IMPREST REIMBURSEMENT JULY 2021	-336.00
69860	10/06/2021	ATHLETIC IMPREST ACC	10/01/2021	10E000 1500 3320 05 000000	IMPREST REIMBURSEMENT JULY 2021	-100.00
69860	10/06/2021	ATHLETIC IMPREST ACC	10/01/2021	10E000 1500 6400 00 000000	IMPREST REIMBURSEMENT JULY 2021	500.00
69860	10/06/2021	ATHLETIC IMPREST ACC	10/01/2021	10E000 1500 4120 06 000000	IMPREST REIMBURSEMENT JULY 2021	105.00
69860	10/06/2021	ATHLETIC IMPREST ACC	10/01/2021	10E000 1500 4120 33 000000	IMPREST REIMBURSEMENT JULY 2021	147.79
					Totals for 69860	5,927.24
69861	10/06/2021	HERRIN HIGH SCHOOL	10012021	10E303 1103 3320 00 000000	Herrin High School IHSCDEA Driver Education Region 10 Workshop $75	75.00
69861	10/06/2021	HERRIN HIGH SCHOOL	102021	10E303 1103 3320 00 000000	IHSCDEA Membership fee Marty Cameron Dean Schulmeister Cody Pauls	150.00
69861	10/06/2021	HERRIN HIGH SCHOOL	10-2021	10E303 1103 3320 00 000000	Driver Education Region 10 Fall workshop	75.00
					Totals for 69861	300.00
69862	10/07/2021	AMEREN ILLINOIS	October 4	20E109 2542 4650 00 000000	District Gas	308.33
69862	10/07/2021	AMEREN ILLINOIS	October 4	20E110 2542 4650 00 000000	District Gas	442.07
69862	10/07/2021	AMEREN ILLINOIS	October 4	20E204 2542 4650 00 000000	District Gas	403.36
					Totals for 69862	1,153.76
69863	10/07/2021	CITY OF CREAL SPRING	20216, 202	20E105 2542 3700 00 000000	Adams Sewer/Electric Charge	1,309.61
69863	10/07/2021	CITY OF CREAL SPRING	20216, 202	20E105 2542 4660 00 000000	Adams Sewer/Electric Charge	257.27
					Totals for 69863	1,566.88
69864	10/07/2021	CITY OF MARION WATER	Statement	20E000 2542 3700 00 000011	District Water	33.20
69864	10/07/2021	CITY OF MARION WATER	Statement	20E000 2542 3700 00 000013	District Water	604.63
69864	10/07/2021	CITY OF MARION WATER	Statement	20E110 2542 3700 00 000000	District Water	834.71
69864	10/07/2021	CITY OF MARION WATER	Statement	20E109 2542 3700 00 000000	District Water	371.16
69864	10/07/2021	CITY OF MARION WATER	Statement	20E107 2542 3700 00 000000	District Water	566.58
69864	10/07/2021	CITY OF MARION WATER	Statement	20E204 2542 3700 00 000000	District Water	896.48
69864	10/07/2021	CITY OF MARION WATER	Statement	20E303 2542 3700 00 000000	District Water	978.49
69864	10/07/2021	CITY OF MARION WATER	Statement	20E107 2542 3700 00 000000	District Water	472.51
					Totals for 69864	4,757.76

CHECK NUMBER	CHECK DATE	VENDOR	INVOICE NUMBER	ACCOUNT NUMBER	INVOICE DESCRIPTION	AMOUNT
69865	10/07/2021	ILMEA STATE OFFICE	09222021	10E204 1102 4140 00 000000	Audition fees for ILMEA district festivals. These are choir and band students.	368.00
					Totals for 69865	368.00
69866	10/07/2021	LAKE OF EGYPT WATER	10152021	20E105 2542 3700 00 000000	Adams Water	896.00
					Totals for 69866	896.00
69867	10/19/2021	3P LEARING INC	INV-US-127	10E965 1250 4100 30 000000	Mathseeds for K-2 Classrooms to help close learning gap as a result of the pandemic. 113 licenses to Jefferson 230 licenses to Lincoln 127 licenses to Longfellow 177 licenses to Washington 8 extra for move-ins Adams has current subscription at this time and will need renewed in Jan. 24 of the 100 licenses at Adams will be transferred to Lincoln for a total of 254 at Lincoln Adams only needs 76 right now.	2,174.60
					Totals for 69867	2,174.60
69868	10/19/2021	ABELL CONSTRUCTION C	4271	10E000 1446 4100 00 000003	rock fill for foundation and driveway	5,777.82
					Totals for 69868	5,777.82
69869	10/19/2021	ACE HARDWARE	59137/3	20E000 2542 4100 00 000000	MAINT SUPPLIES	31.46
					Totals for 69869	31.46
69870	10/19/2021	ADAMS SCHOOL	09212021	10E105 1101 4100 00 000000	REIMBURSE FOR WAIVER FOR PE CLOTHES	180.00
					Totals for 69870	180.00
69871	10/19/2021	ADAMS SCHOOL PETTY C	09092021	10E105 1101 4100 00 000000	REIMBURSE PETTY CASH	90.73
					Totals for 69871	90.73
69872	10/19/2021	AIRGAS USA, LLC	9981582577	10E000 1400 3190 20 000000	Cylinder Rental	565.48
					Totals for 69872	565.48
69873	10/19/2021	AMERICAN RECYCLING	AMRE023742	10E000 2225 3190 00 000000	TV recycling charge	50.00
					Totals for 69873	50.00
69874	10/19/2021	ARAMARK	Statement	20E110 2542 3220 00 000000	Mops/Rugs/Aprons	2,962.88
69874	10/19/2021	ARAMARK	Statement	10E110 2560 3190 84 000000	Mops/Rugs/Aprons	990.26
69874	10/19/2021	ARAMARK	Statement	20E303 2542 3220 00 000000	Mops/Rugs/Aprons	3,902.63
69874	10/19/2021	ARAMARK	Statement	20E108 2542 3220 00 000000	Mops/Rugs/Aprons	2,048.71
69874	10/19/2021	ARAMARK	Statement	20E204 2542 3220 00 000000	Mops/Rugs/Aprons	2,709.42
69874	10/19/2021	ARAMARK	Statement	20E107 2542 3220 00 000000	Mops/Rugs/Aprons	1,566.57
69874	10/19/2021	ARAMARK	Statement	10E109 2560 3190 84 000000	Mops/Rugs/Aprons	773.27
69874	10/19/2021	ARAMARK	Statement	20E109 2542 3220 00 000000	Mops/Rugs/Aprons	2,375.03
69874	10/19/2021	ARAMARK	Statement	20E000 2542 3220 00 000000	Mops/Rugs/Aprons	612.45
					Totals for 69874	17,941.22
69875	10/19/2021	BALK BOOKSTORE	93371	10E107 1101 4100 00 000000	TO REPLACE PO#0072200013 NOVEL SETS FOR MELISSA MOORE'S FIFTH GRADE CLASS ROOM	477.75
					Totals for 69875	477.75
69876	10/19/2021	BELLEVILLE SEED HOUS	350005897	20E000 2543 4100 00 000000	GROUNDS SUPPLY	9,382.50
					Totals for 69876	9,382.50
69877	10/19/2021	BESTONE TIRE OF MARI	140152506	20E000 2545 3230 00 000000	REPAIR F150	20.00
					Totals for 69877	20.00

CHECK NUMBER	CHECK DATE	VENDOR	INVOICE NUMBER	ACCOUNT NUMBER	INVOICE DESCRIPTION	AMOUNT
69878	10/19/2021	BIMBO BAKERIES USA	statements	10E107 2560 4100 84 000000	food statements 39784 39814 39845 39874 39909 39954 39986 40018	1,041.87
69878	10/19/2021	BIMBO BAKERIES USA	statements	10E303 2560 4100 84 000000	food statements 39784 39814 39845 39874 39909 39954 39986 40018	2,037.12
69878	10/19/2021	BIMBO BAKERIES USA	statements	10E204 2560 4100 84 000000	food statements 39784 39814 39845 39874 39909 39954 39986 40018	1,453.90
69878	10/19/2021	BIMBO BAKERIES USA	statements	10E108 2560 4100 84 000000	food statements 39784 39814 39845 39874 39909 39954 39986 40018	1,562.23
69878	10/19/2021	BIMBO BAKERIES USA	statements	10E109 2560 4100 84 000000	food statements 39784 39814 39845 39874 39909 39954 39986 40018	864.67
69878	10/19/2021	BIMBO BAKERIES USA	statements	10E110 2560 4100 84 000000	food statements 39784 39814 39845 39874 39909 39954 39986 40018	1,561.45
69878	10/19/2021	BIMBO BAKERIES USA	statements	10E105 2560 4100 84 000000	food statements 39784 39814 39845 39874 39909 39954 39986 40018	712.27
					Totals for 69878	9,233.51
69879	10/19/2021	BOB STOTLAR BUILDING	Statement	20E000 2542 4100 00 000000	Maintenance Supplies	615.34
					Totals for 69879	615.34
69880	10/19/2021	BOUND TO STAY BOUND	160883	10E000 2222 4300 00 000004	Books purchased for all five elementary media centers under the Illinois State Library Grant.	13.60
					Totals for 69880	13.60
69881	10/19/2021	BRUCE ELECTRIC CO	2875	20E000 2542 3190 00 000000	Repair Washington	1,324.55
					Totals for 69881	1,324.55
69882	10/19/2021	BYRNE & JONES CONSTR	Applicatio	20E000 2543 3230 00 000000	Marion Track Patch	2,400.00
					Totals for 69882	2,400.00
69883	10/19/2021	CAMPBELL FIRE EXTING	89775	20E000 2542 3190 00 000000	Jefferson Service	376.50
					Totals for 69883	376.50
69884	10/19/2021	CONNOR CO	S009721581	10E000 2560 4100 84 000000	Kitchen Supplies	182.70
					Totals for 69884	182.70
69885	10/19/2021	CRESCENT PARTS & EQU	Statement	20E000 2542 4100 00 000000	Maintenance Supplies	313.82
69885	10/19/2021	CRESCENT PARTS & EQU	Statement	20E000 2542 4100 00 000000	Maintenance Supplies	2,527.24
					Totals for 69885	2,841.06
69886	10/19/2021	CUSUMANO & SONS, INC	Statement	10E000 2560 4100 84 000000	food	3,724.90
					Totals for 69886	3,724.90
69887	10/19/2021	EARTH NETWORKS, INC	WBB0045709	10E000 2310 3190 00 000000	Maintenance _MHS Lightning Detection System	750.00
					Totals for 69887	750.00
69888	10/19/2021	ENVIRO-TECH TERMITE	488166	20E105 2542 3210 00 000000	Pest Control	200.00
					Totals for 69888	200.00
69889	10/19/2021	ETCETERA FLOWERS & G	Statement	10E000 2310 3900 00 000000	Flowers	494.99
					Totals for 69889	494.99
69890	10/19/2021	FIRM SYSTEMS	08/2021	10E000 2542 3190 00 000000	FINGERPRINTING	935.00
69890	10/19/2021	FIRM SYSTEMS	1433364-IN	10E000 2542 3190 00 000000	Fingerprinting	660.00
					Totals for 69890	1,595.00
69891	10/19/2021	FISHER AUTO PARTS	355-422655	20E000 2545 4100 00 000000	VECHICLE SUPPLY	22.66
					Totals for 69891	22.66
69892	10/19/2021	FLINN SCIENTIFIC INC	2580313	10E303 1103 4100 00 000000	Earth science lab materials	970.93
69892	10/19/2021	FLINN SCIENTIFIC INC	Multiple	10E303 1103 4100 00 000000	AP Biology & AP Chemistry	4,543.89

CHECK NUMBER	CHECK DATE	VENDOR	INVOICE NUMBER	ACCOUNT NUMBER	INVOICE DESCRIPTION	AMOUNT
					Supplies Invoices 2592813 2586550 2581157	
					Totals for 69892	5,514.82
69893	10/19/2021	FOLLETT SCHOOL SOLUT	1451299	10E107 2223 4900 00 000000	One Follett cordless barcode scanner for Jefferson Elementary Library	302.55
					Totals for 69893	302.55
69894	10/19/2021	FOWLER HEATING & COO	0000033829	20E000 2542 4100 00 000000	Egg Crate 2x4	98.88
					Totals for 69894	98.88
69895	10/19/2021	GOPHER PERFORMANCE	IN71242	10E204 1102 4100 00 000000	INSTRUCTIONAL MATERIALS REQUEST / PE DEPARTMENT ******PLEASE DELAY SHIPMENT UNTIL 08/02/21*****	2,598.80
					Totals for 69895	2,598.80
69896	10/19/2021	GOV CONNECTION	71955894	10E965 1250 5400 30 000000	Classroom projectors - MHS	6,978.96
					Totals for 69896	6,978.96
69897	10/19/2021	GRAPHICS IMPRESSIONS	831211	10E000 1500 4100 00 000000	Training Jerseys MHS Soccer	620.00
					Totals for 69897	620.00
69898	10/19/2021	GREATER EGYPT REGION	10012021	10E000 2321 6400 00 000000	membership for the Greater Egypt Assembly of Local Governments 10/21-09/22	125.00
					Totals for 69898	125.00
69899	10/19/2021	HALLS SERVICE LLC A/	multiple	10E109 2560 3230 84 000000	repair Invoices 23531 22695 22989 23520 23745 23753	259.90
69899	10/19/2021	HALLS SERVICE LLC A/	multiple	10E303 2560 3230 84 000000	repair Invoices 23531 22695 22989 23520 23745 23753	252.22
69899	10/19/2021	HALLS SERVICE LLC A/	multiple	10E303 2560 3230 84 000000	repair Invoices 23531 22695 22989 23520 23745 23753	760.96
69899	10/19/2021	HALLS SERVICE LLC A/	multiple	10E109 2560 3230 84 000000	repair Invoices 23531 22695 22989 23520 23745 23753	244.50
69899	10/19/2021	HALLS SERVICE LLC A/	multiple	10E108 2560 3230 84 000000	repair Invoices 23531 22695 22989 23520 23745 23753	193.50
69899	10/19/2021	HALLS SERVICE LLC A/	multiple	10E303 2560 3230 84 000000	repair Invoices 23531 22695 22989 23520 23745 23753	516.73
					Totals for 69899	2,227.81
69900	10/19/2021	HILL PRINTING	42231	10E000 2510 4100 00 000000	Business Cards-J. Moake	35.00
69900	10/19/2021	HILL PRINTING	42098	10E108 1101 4100 00 000000	Lincoln Envelopes	132.25
					Totals for 69900	167.25
69901	10/19/2021	HOBART CORPORATION	WB140424	10E109 2560 3230 84 000000	Repair at Longfellow School	772.47
					Totals for 69901	772.47
69902	10/19/2021	HOME DEPOT CREDIT SE	Multiple	10E000 1446 4100 00 000003	Building Trades-	1,006.36
69902	10/19/2021	HOME DEPOT CREDIT SE	8215380	20E000 2542 4100 00 000000	wood and bolts for playground benches at lincoln school	141.85
69902	10/19/2021	HOME DEPOT CREDIT SE	8044989	10E000 1446 4100 00 000003	wheelbarrow and supplies for foundation at 2604 old creal springs rd.	203.46
69902	10/19/2021	HOME DEPOT CREDIT SE	970534	10E000 1446 4100 00 000003	blocks and cement for foundation	293.30
69902	10/19/2021	HOME DEPOT CREDIT SE	170037	10E000 1446 4100 00 000003	concrete blade	44.97
69902	10/19/2021	HOME DEPOT CREDIT SE	7215466	10E000 1446 4100 00 000003	misc supplies	36.49
69902	10/19/2021	HOME DEPOT CREDIT SE	6211035	10E000 1446 4100 00 000003	2x12 for garage pour	48.96
69902	10/19/2021	HOME DEPOT CREDIT SE	1211514	10E000 1446 4100 00 000003	blocks and mortar	323.10
69902	10/19/2021	HOME DEPOT CREDIT SE	1970665	10E000 1446 4100 00 000003	blocks and mortar	241.35
69902	10/19/2021	HOME DEPOT CREDIT SE	3212267	10E000 1446 4100 00 000003	mortar mix	71.82
69902	10/19/2021	HOME DEPOT CREDIT SE	8212715	10E000 1446 4100 00 000003	supplies for gutter drain	275.90
69902	10/19/2021	HOME DEPOT CREDIT SE	45101	10E000 1446 4100 00 000003	string and screws	12.85

CHECK NUMBER	CHECK DATE	VENDOR	INVOICE NUMBER	ACCOUNT NUMBER	INVOICE DESCRIPTION	AMOUNT
					Totals for 69902	2,700.41
69903	10/19/2021	HOWARD TECHNOLOGY SO	449297	10E000 2225 5400 00 000000	(6) TrippLite Smart UPS - All buildings except high school	3,090.00
					Totals for 69903	3,090.00
69904	10/19/2021	HSG MECHANICAL CONTR	4711	20E000 2542 4100 00 000000	MAINT SUPPLIES	345.00
69904	10/19/2021	HSG MECHANICAL CONTR	47728,27,2	20E000 2542 3190 00 000000	MAINT REPAIR 47728 47727 47726 47730	3,174.08
69904	10/19/2021	HSG MECHANICAL CONTR	47729	20E000 2542 3190 00 000000	Repair at Jefferson School/Longfellow	7,100.69
69904	10/19/2021	HSG MECHANICAL CONTR	47764-4776	20E000 2542 3190 00 000000	Repair	869.98
					Totals for 69904	11,489.75
69905	10/19/2021	IASA	84-102021-	10E000 2520 3320 00 000000	Tax Levy Basics conference through IASA	95.00
69905	10/19/2021	IASA	875168-FY2	10E000 2210 3190 00 000002	SB 7 Performance Ranking File Tool (annual license-FY22)	275.00
					Totals for 69905	370.00
69906	10/19/2021	JACKSON COUNTY HEALT	09292021	20E000 2542 3190 00 000000	Recycling	47.00
					Totals for 69906	47.00
69907	10/19/2021	JW PEPPER & SONS, IN	363474243	10E303 1103 4130 00 000000	Music for 2021-2022	24.99
69907	10/19/2021	JW PEPPER & SONS, IN	363565133	10E105 1101 4140 00 000000	Music curriculum	285.79
69907	10/19/2021	JW PEPPER & SONS, IN	363458667	10E303 1103 4130 00 000000	Music for 2021-2022	1.23
					Totals for 69907	312.01
69908	10/19/2021	KIDDER MUSIC SERVICE	2	10E204 1102 4130 00 000000	ILMEA Music Invoices 1000256556 1000256249	151.70
					Totals for 69908	151.70
69909	10/19/2021	KOHL WHOLESALE	Statement	10E204 2560 4100 84 000000	food	13,169.90
69909	10/19/2021	KOHL WHOLESALE	Statement	10E110 2560 4100 84 000000	food	7,543.74
69909	10/19/2021	KOHL WHOLESALE	Statement	10E303 2560 4100 84 000000	food	13,845.80
69909	10/19/2021	KOHL WHOLESALE	Statement	10E109 2560 4100 84 000000	food	2,098.91
69909	10/19/2021	KOHL WHOLESALE	Statement	10E108 2560 4100 84 000000	food	8,135.20
69909	10/19/2021	KOHL WHOLESALE	Statement	10E107 2560 4100 84 000000	food	5,080.97
69909	10/19/2021	KOHL WHOLESALE	Statement	10E105 2560 4100 84 000000	food	4,555.46
					Totals for 69909	54,429.98
69910	10/19/2021	KRIHA BOUCEK	2649	80E000 2365 3180 00 000000	Legal Services	550.00
					Totals for 69910	550.00
69911	10/19/2021	KRISPY KREME	09232021	10E303 1103 4100 00 000003	MHS DONATION ACCOUNT - EMPLOYEE BREAKFAST	202.75
					Totals for 69911	202.75
69913	10/19/2021	KROGER - LOUISVILLE	Statement	10E303 1103 4100 00 000000	Items for Foods 1 and ProStart 1 and 2. These items Sam's Club did not have in a reasonable quantity.	46.98
69913	10/19/2021	KROGER - LOUISVILLE	Statement	10E303 1103 4100 00 000000	Kiddie City/ Adult Living	150.41
69913	10/19/2021	KROGER - LOUISVILLE	9/14/2021	10E303 1103 4100 00 000000	Items for Foods 1 and ProStart	48.08
69913	10/19/2021	KROGER - LOUISVILLE	Statement	10E303 1103 4100 00 000000	Kiddie City Snack	92.88
69913	10/19/2021	KROGER - LOUISVILLE	011611	10E303 1103 4100 00 000000	Kiddie City Snack and Science	104.34
69913	10/19/2021	KROGER - LOUISVILLE	051893	10E303 1103 4100 00 000003	Items for ProStart to make fresh pasta and alfredo sauce with chicken.	204.05
69913	10/19/2021	KROGER - LOUISVILLE	023917	10E303 1103 4100 00 000000	Items for Foods 1 to make cinnamon rolls and coffee. ProStart knife skills pico and dumplins.	70.27
69913	10/19/2021	KROGER - LOUISVILLE	146455	10E303 1103 4100 00 000000	Items for ProStart 1 and 2 and Foods 1	120.10

CHECK NUMBER	CHECK DATE	VENDOR	INVOICE NUMBER	ACCOUNT NUMBER	INVOICE DESCRIPTION	AMOUNT
69913	10/19/2021	KROGER - LOUISVILLE	157748	10E303 1103 4100 00 000000	Items for Foods 1, Prostart 1 and 2	71.13
69913	10/19/2021	KROGER - LOUISVILLE	004913-003	10E303 1103 4100 00 000000	Kiddie City Kroger Snack	310.43
69913	10/19/2021	KROGER - LOUISVILLE	002640	10E303 1103 4100 00 000000	Kiddie City Snack	85.07
69913	10/19/2021	KROGER - LOUISVILLE	001135	10E303 1103 4100 00 000000	Items for ProStart 1 and 2 as well as Foods 1.	79.18
69913	10/19/2021	KROGER - LOUISVILLE	149803	10E303 1103 4100 00 000000	Items for ProStart to practice knife skills and finish bread unit.	247.51
					Totals for 69913	1,630.43
69914	10/19/2021	LINCOLN PRAIRIE BHC	2021-15824	10E303 1103 3190 00 000002	Tuition for C. Riggs	150.00
					Totals for 69914	150.00
69915	10/19/2021	LITTLE TRACTOR & EQU	73967	20E000 2542 4100 00 000000	Maintenance supplies	131.36
					Totals for 69915	131.36
69916	10/19/2021	MARION HIGH SCHOOL P	09142021	10E303 1103 4100 00 000000	MHS PETTY CASH REIMB FOR SCIENCE LAB MARK WALLACE	7.64
					Totals for 69916	7.64
69917	10/19/2021	MARION TRANSFER STAT	3220-10000	20E000 2543 3210 00 000000	Trash Service	37.10
					Totals for 69917	37.10
69918	10/19/2021	MIDAMERICA BOOKS	534653-536	10E204 2222 4300 00 000000	Library books--military, sports, presidents	363.30
					Totals for 69918	363.30
69919	10/19/2021	MUSIC ALIVE!	IT5554	10E204 1102 4130 00 000000	Music alive digital magazine	299.00
					Totals for 69919	299.00
69920	10/19/2021	MUSIC IS ELEMENTARY	INV-14256	10E109 1101 5400 00 000000	instructional materials for jamie adams music class	2,122.20
					Totals for 69920	2,122.20
69921	10/19/2021	NAPA AUTO PARTS	Multiple-1	20E000 2545 4100 00 000000	Vehicle Supplies	247.33
					Totals for 69921	247.33
69922	10/19/2021	NASCO	122631	10E935 1250 4100 00 000004	INSTRUCTIONAL MATERIALS REQUESTS FOR ATKISSON/TRAINOR ****PLEASE DELAY SHIPMENT UNTIL 08/02/21**********	82.85
					Totals for 69922	82.85
69923	10/19/2021	PEPSI MIDAMERICA	10417972-1	10E000 2560 4100 84 000000	water	2,205.00
69923	10/19/2021	PEPSI MIDAMERICA	10417972-1	10E000 2560 4100 84 000000	water	1,417.50
					Totals for 69923	3,622.50
69924	10/19/2021	PERMA-BOUND	1901852	10E000 2222 4300 00 000004	Books purchased under the State Library Grant.	155.61
					Totals for 69924	155.61
69925	10/19/2021	PRAIRIE FARMS DAIRY	August/Sep	10E303 2560 4100 84 000000	food	5,808.84
69925	10/19/2021	PRAIRIE FARMS DAIRY	August/Sep	10E107 2560 4100 84 000000	food	2,764.47
69925	10/19/2021	PRAIRIE FARMS DAIRY	August/Sep	10E204 2560 4100 84 000000	food	5,011.62
69925	10/19/2021	PRAIRIE FARMS DAIRY	August/Sep	10E108 2560 4100 84 000000	food	5,060.66
69925	10/19/2021	PRAIRIE FARMS DAIRY	August/Sep	10E109 2560 4100 84 000000	food	2,857.99
69925	10/19/2021	PRAIRIE FARMS DAIRY	August/Sep	10E110 2560 4100 84 000000	food	4,616.38
69925	10/19/2021	PRAIRIE FARMS DAIRY	August/Sep	10E105 2560 4100 84 000000	food	2,459.32
					Totals for 69925	28,579.28
69926	10/19/2021	PRO TEK COMMUNICATIO	11825	10E000 2225 3190 00 000000	Security camera server upgrade - Jefferson, Longfellow and Washington	525.00
					Totals for 69926	525.00
69927	10/19/2021	RENT ALL SALES	101123	20E000 2542 3190 00 000000	Lift for Lights	99.00
					Totals for 69927	99.00
69928	10/19/2021	ROE #21	442	10E000 4190 3190 00 000003	Echo/Starquest Tuition	26,775.00
					Totals for 69928	26,775.00

CHECK NUMBER	CHECK DATE	VENDOR	INVOICE NUMBER	ACCOUNT NUMBER	INVOICE DESCRIPTION	AMOUNT
69929	10/19/2021	ROSS CONSTRUCTION, I	App. no 2	60E110 2535 5230 00 021053	Application 2 Project 21053	18,279.00
					Totals for 69929	18,279.00
69930	10/19/2021	ROY WALKER COMMUNICA	145401	10E204 1102 4100 00 000000	THREE MOTOROLA BPR40 UHF RADIOS	690.00
					Totals for 69930	690.00
69931	10/19/2021	RURAL KING	Statement	20E000 2542 4100 00 000000	MAINT SUPPLIES	311.63
69931	10/19/2021	RURAL KING	Statement	20E000 2542 4100 00 000000	Maintenance Supplies	341.58
					Totals for 69931	653.21
69932	10/19/2021	SAM'S CLUB	09082021	10E000 2510 4100 00 000000	Office Supplies	141.04
					Totals for 69932	141.04
69933	10/19/2021	SCHOOL NURSE SUPPLY,	0854806-IN	10E107 2134 4100 00 000000	SCHOOL NURSE SUPPLIES FOR 2021	351.04
					Totals for 69933	351.04
69934	10/19/2021	SCHOOL SPECIALTY	Multiple	10E303 1103 4100 00 000000	Instructional Materials Request 208127872331 208128504445 208128666733	903.17
					Totals for 69934	903.17
69935	10/19/2021	SCHOOL SPECIALTY, LL	3081038758	10E109 1101 4100 00 000000	instructional materials for angela randolph and stacey parks	881.92
69935	10/19/2021	SCHOOL SPECIALTY, LL	2081286531	10E107 1101 4100 00 000000	# 387218 SPARKLE SUPER SPOTS STICKERS TO REPLACE PO #0072200007	16.32
					Totals for 69935	898.24
69936	10/19/2021	SHIVELBINES MUSIC ST	356950	10E204 1102 4140 00 000000	Bass clarinet repair	26.00
69936	10/19/2021	SHIVELBINES MUSIC ST	355176	10E204 1102 4140 00 000000	Flute repair	34.00
					Totals for 69936	60.00
69937	10/19/2021	SIGSVMA	2021-2022	10E204 1102 4130 00 000000	SIGSVMA dues	30.00
					Totals for 69937	30.00
69938	10/19/2021	SIUC MUSIC & MOTION	09212021	10E303 1103 4140 00 000000	Contest Fees	150.00
					Totals for 69938	150.00
69939	10/19/2021	SMITH, AMY	08272021	10R000 1811 0000 00 000003	Reimbursement for Registration and Locks	43.00
69939	10/19/2021	SMITH, AMY	08272021	10R000 1993 0000 00 000000	Reimbursement for Registration and Locks	10.00
					Totals for 69939	53.00
69940	10/19/2021	SOUTHERN ILLINOIS PI	9273-9272	20E000 2542 3190 00 000000	Remove Drinking fountain & Cap off Line Replace incoming water piping around meter.	217.50
69940	10/19/2021	SOUTHERN ILLINOIS PI	9273-9272	20E000 2542 3190 00 000000	Remove Drinking fountain & Cap off Line Replace incoming water piping around meter.	3,576.82
69940	10/19/2021	SOUTHERN ILLINOIS PI	9274	20E000 2542 3190 00 000000	Tested unit/Replaced filters/adjusted systems	1,317.00
					Totals for 69940	5,111.32
69941	10/19/2021	STURGEON, APRIL	0922021	10R000 1811 0000 00 000002	Registration Refund-Overpayment	30.00
					Totals for 69941	30.00
69942	10/19/2021	SUPPLY SOLUTIONS	Statement	20E000 2542 4100 00 000000	Supplies	2,122.14
69942	10/19/2021	SUPPLY SOLUTIONS	Statement	20E303 2542 4100 00 000000	Supplies	1,945.16
69942	10/19/2021	SUPPLY SOLUTIONS	Statement	20E204 2542 4100 00 000000	Supplies	1,355.81
69942	10/19/2021	SUPPLY SOLUTIONS	Statement	20E105 2542 4100 00 000000	Supplies	548.83
69942	10/19/2021	SUPPLY SOLUTIONS	Statement	20E108 2542 4100 00 000000	Supplies	1,539.46
69942	10/19/2021	SUPPLY SOLUTIONS	Statement	20E109 2542 4100 00 000000	Supplies	712.33
69942	10/19/2021	SUPPLY SOLUTIONS	Statement	20E107 2542 4100 00 000000	Supplies	243.84
69942	10/19/2021	SUPPLY SOLUTIONS	Statement	20E110 2542 4100 00 000000	Supplies	638.46

CHECK NUMBER	CHECK DATE	VENDOR	INVOICE NUMBER	ACCOUNT NUMBER	INVOICE DESCRIPTION	AMOUNT
					Totals for 69942	9,106.03
69943	10/19/2021	TERMINIX	Multiple	20E303 2542 3210 00 000000	PEST CONTROL 411481561 410147846 411378271 409239985 411242732 410165385	169.00
69943	10/19/2021	TERMINIX	Multiple	20E108 2542 3210 00 000000	PEST CONTROL 411481561 410147846 411378271 409239985 411242732 410165385	103.00
69943	10/19/2021	TERMINIX	Multiple	20E109 2542 3210 00 000000	PEST CONTROL 411481561 410147846 411378271 409239985 411242732 410165385	103.00
69943	10/19/2021	TERMINIX	Multiple-1	20E000 2542 3210 00 000000	Pest Control-District	39.00
69943	10/19/2021	TERMINIX	Multiple-1	20E303 2542 3210 00 000000	Pest Control-District	87.00
69943	10/19/2021	TERMINIX	Multiple-1	20E105 2542 3210 00 000000	Pest Control-District	64.00
69943	10/19/2021	TERMINIX	Multiple-1	20E108 2542 3210 00 000000	Pest Control-District	53.00
69943	10/19/2021	TERMINIX	Multiple-1	20E000 2542 3210 00 000000	Pest Control-District	90.00
69943	10/19/2021	TERMINIX	Multiple-1	20E109 2542 3210 00 000000	Pest Control-District	53.00
					Totals for 69943	761.00
69944	10/19/2021	TERRACE FENCE CO	09142021	20E000 2542 3190 00 000000	Chain Link Repair	3,426.00
					Totals for 69944	3,426.00
69945	10/19/2021	THE HOME DEPOT PRO	643073257	20E000 2542 4100 00 000000	Maintenance Supplies	213.70
					Totals for 69945	213.70
69946	10/19/2021	THE LIBRARY STORE	528993	10E105 2223 4900 00 000000	Library supplies for the five elementary media centers	81.26
69946	10/19/2021	THE LIBRARY STORE	528993	10E107 2223 4900 00 000000	Library supplies for the five elementary media centers	81.26
69946	10/19/2021	THE LIBRARY STORE	528993	10E108 2223 4900 00 000000	Library supplies for the five elementary media centers	81.27
69946	10/19/2021	THE LIBRARY STORE	528993	10E109 2223 4900 00 000000	Library supplies for the five elementary media centers	81.27
69946	10/19/2021	THE LIBRARY STORE	528993	10E110 2223 4900 00 000000	Library supplies for the five elementary media centers	81.27
					Totals for 69946	406.33
69947	10/19/2021	TRANE	multiple	20E000 2542 3190 00 000000	Invoice 311932190 311944697	2,524.46
					Totals for 69947	2,524.46
69948	10/19/2021	TZ BUILDERS	3722	20E000 2543 3190 00 000000	Ditch Repair-Lincoln School	450.00
					Totals for 69948	450.00
69949	10/19/2021	US FOODS	Statement	10E105 2560 4100 84 000000	food	2,053.50
69949	10/19/2021	US FOODS	Statement	10E107 2560 4100 84 000000	food	3,194.24
69949	10/19/2021	US FOODS	Statement	10E108 2560 4100 84 000000	food	7,543.49
69949	10/19/2021	US FOODS	Statement	10E109 2560 4100 84 000000	food	5,286.72
69949	10/19/2021	US FOODS	Statement	10E110 2560 4100 84 000000	food	6,225.67
69949	10/19/2021	US FOODS	Statement	10E204 2560 4100 84 000000	food	3,392.72
69949	10/19/2021	US FOODS	Statement	10E000 2560 4100 84 000000	food	1,177.08
69949	10/19/2021	US FOODS	Statement	10E303 2560 4100 84 000000	food	9,251.08
					Totals for 69949	38,124.50
69950	10/19/2021	VAUGHN ROOFING, INC	2378	20E000 2542 3190 00 000000	Reroof Unit Office	44,355.00
					Totals for 69950	44,355.00
69951	10/19/2021	VOYAGER SOPRIS	4252428	10E930 1250 4100 30 000000	Acadience Reading K-6 ADM for customers using Acadience k-6 Print Materials	150.00
					Totals for 69951	150.00
69952	10/19/2021	WALMART COMMUNITY	Two	10E000 2560 4100 84 000000	Bottled Water-District School	613.70
69952	10/19/2021	WALMART COMMUNITY	08302021	10E000 1251 4100 00 000000	MV family purchases	593.83
69952	10/19/2021	WALMART COMMUNITY	09072021	10E000 1251 4100 00 000000	MV school clothes	307.37
69952	10/19/2021	WALMART COMMUNITY	09082021	10E000 1251 4100 00 000000	MV school clothes	47.78
69952	10/19/2021	WALMART COMMUNITY	09102021	10E000 1251 4100 00 000000	2 MV family clothes and	233.33

CHECK NUMBER	CHECK DATE	VENDOR	INVOICE NUMBER	ACCOUNT NUMBER	INVOICE DESCRIPTION	AMOUNT
					supplies	
69952	10/19/2021	WALMART COMMUNITY	09162021	10E000 1251 4100 00 000000	MV supplies and food	90.93
69952	10/19/2021	WALMART COMMUNITY	08272021	10E000 1251 4100 00 000000	McKinney Vento Assistance	479.10
69952	10/19/2021	WALMART COMMUNITY	08302021-1	10E000 1251 4100 00 000000	McKinney Vento purchase	429.36
69952	10/19/2021	WALMART COMMUNITY	09012021	10E000 1251 4100 00 000000	MV clothing	195.80
69952	10/19/2021	WALMART COMMUNITY	09022021	10E000 1251 4100 00 000000	McKinney Vento Clothing	445.37
69952	10/19/2021	WALMART COMMUNITY	08252021	10E000 1251 4100 00 000000	MV family clothes	244.85
					Totals for 69952	3,681.42
69953	10/19/2021	WINSUPPLY	Multiple1	20E000 2542 4100 00 000000	MAINT SUPPLIES 245063-01	578.19
					244826-01 244824-01 244822-01	
					Totals for 69953	578.19
					Totals for checks	382,569.49

F U N D S U M M A R Y

FUND	DESCRIPTION	BALANCE SHEET	REVENUE	EXPENSE	TOTAL
10	EDUCATIONAL FUND	17,930.88	83.00	223,766.06	241,779.94
20	OPERATIONS & MAINTENANCE FUND	723.21	0.00	121,237.34	121,960.55
60	CAPITAL PROJECTS FUND OR FUND	0.00	0.00	18,279.00	18,279.00
80	TORT IMMUNITY AND JUDGMENT FUN	0.00	0.00	550.00	550.00
*** Fund Summary Totals ***		18,654.09	83.00	363,832.40	382,569.49

********** End of report **********

CHECK NUMBER	CHECK DATE	VENDOR	ACCOUNT NUMBER	INVOICE DESCRIPTION	AMOUNT
202100105	09/24/2021	ILLINOIS DEPT OF REV	10L000 4810 0000 00 00045	Payroll accrual	-4.24
				Totals for 202100105	-4.24
202100106	09/24/2021	INTERNAL REVENUE SER	10L000 4810 0000 00 00045	Payroll accrual	0.00
202100106	09/24/2021	INTERNAL REVENUE SER	10L000 4810 0000 00 00045	Payroll accrual	-1.38
202100106	09/24/2021	INTERNAL REVENUE SER	50L000 4710 0000 00 00000	Payroll accrual	-1.38
202100106	09/24/2021	INTERNAL REVENUE SER	10L000 4810 0000 00 00045	Payroll accrual	0.00
202100106	09/24/2021	INTERNAL REVENUE SER	10L000 4810 0000 00 00045	Payroll accrual	1.38
202100106	09/24/2021	INTERNAL REVENUE SER	50L000 4710 0000 00 00000	Payroll accrual	1.38
				Totals for 202100106	0.00
202100107	09/24/2021	TEACHER HEALTH INS S	10L000 4810 0000 00 00045	Payroll accrual	-0.86
202100107	09/24/2021	TEACHER HEALTH INS S	10L000 4710 0000 00 00000	Payroll accrual	-0.64
				Totals for 202100107	-1.50
202100108	09/24/2021	TEACHERS RET0058	10L000 4710 0000 00 00000	Payroll accrual	-0.55
				Totals for 202100108	-0.55
202100109	09/24/2021	TEACHERS RETIREMENT	10L000 4810 0000 00 00045	Payroll accrual	-8.55
				Totals for 202100109	-8.55
202100110	09/24/2021	ILLINOIS DEPT OF REV	10L000 4810 0000 00 00045	Payroll accrual	4.24
				Totals for 202100110	4.24
202100111	09/24/2021	TEACHER HEALTH INS S	10L000 4810 0000 00 00045	Payroll accrual	0.86
202100111	09/24/2021	TEACHER HEALTH INS S	10L000 4710 0000 00 00000	Payroll accrual	0.64
				Totals for 202100111	1.50
202100112	09/24/2021	TEACHERS RET0058	10L000 4710 0000 00 00000	Payroll accrual	0.55
				Totals for 202100112	0.55
202100113	09/24/2021	TEACHERS RETIREMENT	10L000 4810 0000 00 00045	Payroll accrual	8.55
				Totals for 202100113	8.55
202100116	10/08/2021	COMMON REMITTER	10L000 4810 0000 00 00045	Payroll accrual	5,163.78
202100116	10/08/2021	COMMON REMITTER	10L000 4810 0000 00 00045	Payroll accrual	141.95
				Totals for 202100116	5,305.73
202100117	10/08/2021	ILLINOIS DEPT OF REV	10L000 4810 0000 00 00045	Payroll accrual	37,648.45
202100117	10/08/2021	ILLINOIS DEPT OF REV	20L000 4810 0000 00 00045	Payroll accrual	2,170.96
202100117	10/08/2021	ILLINOIS DEPT OF REV	40L000 4810 0000 00 00045	Payroll accrual	34.74
202100117	10/08/2021	ILLINOIS DEPT OF REV	10L000 4810 0000 00 00045	Payroll accrual	398.00
202100117	10/08/2021	ILLINOIS DEPT OF REV	20L000 4810 0000 00 00045	Payroll accrual	1.00
				Totals for 202100117	40,253.15
202100118	10/08/2021	ILLINOIS MUNICIPAL	10L000 4810 0000 00 00045	Payroll accrual	692.14
202100118	10/08/2021	ILLINOIS MUNICIPAL	20L000 4810 0000 00 00045	Payroll accrual	539.18
202100118	10/08/2021	ILLINOIS MUNICIPAL	10L000 4710 0000 00 00000	Payroll accrual	4,626.36
202100118	10/08/2021	ILLINOIS MUNICIPAL	20L000 4710 0000 00 00000	Payroll accrual	2,070.59
202100118	10/08/2021	ILLINOIS MUNICIPAL	40L000 4710 0000 00 00000	Payroll accrual	35.34
202100118	10/08/2021	ILLINOIS MUNICIPAL	51L000 4710 0000 00 00000	Payroll accrual	22,486.09
				Totals for 202100118	30,449.70
202100119	10/08/2021	INTERNAL REVENUE SER	10L000 4810 0000 00 00045	Payroll accrual	7,455.88
202100119	10/08/2021	INTERNAL REVENUE SER	20L000 4810 0000 00 00045	Payroll accrual	2,944.00
202100119	10/08/2021	INTERNAL REVENUE SER	40L000 4810 0000 00 00045	Payroll accrual	45.70
202100119	10/08/2021	INTERNAL REVENUE SER	10L000 4810 0000 00 00045	Payroll accrual	74,440.18
202100119	10/08/2021	INTERNAL REVENUE SER	20L000 4810 0000 00 00045	Payroll accrual	2,655.53
202100119	10/08/2021	INTERNAL REVENUE SER	40L000 4810 0000 00 00045	Payroll accrual	68.70
202100119	10/08/2021	INTERNAL REVENUE SER	10L000 4810 0000 00 00045	Payroll accrual	11,489.81
202100119	10/08/2021	INTERNAL REVENUE SER	20L000 4810 0000 00 00045	Payroll accrual	688.51
202100119	10/08/2021	INTERNAL REVENUE SER	40L000 4810 0000 00 00045	Payroll accrual	10.69
202100119	10/08/2021	INTERNAL REVENUE SER	10L000 4810 0000 00 00045	Payroll accrual	2,902.84
202100119	10/08/2021	INTERNAL REVENUE SER	20L000 4810 0000 00 00045	Payroll accrual	25.00
202100119	10/08/2021	INTERNAL REVENUE SER	50L000 4710 0000 00 00000	Payroll accrual	10,445.58
202100119	10/08/2021	INTERNAL REVENUE SER	50L000 4710 0000 00 00000	Payroll accrual	12,189.01
				Totals for 202100119	125,361.43
202100120	10/08/2021	TEACHER HEALTH INS S	10L000 4810 0000 00 00045	Payroll accrual	0.69

CHECK NUMBER	CHECK DATE	VENDOR	ACCOUNT NUMBER	INVOICE DESCRIPTION	AMOUNT
202100120	10/08/2021	TEACHER HEALTH INS S	10L000 4710 0000 00 00000	Payroll accrual	12,163.70
202100120	10/08/2021	TEACHER HEALTH INS S	10L000 4710 0000 00 00000	Payroll accrual	0.52
				Totals for 202100120	12,164.91
202100121	10/08/2021	TEACHERS RET0058	10L000 4710 0000 00 00000	Payroll accrual	4,513.58
202100121	10/08/2021	TEACHERS RET0058	10L000 4710 0000 00 00000	Payroll accrual	0.45
				Totals for 202100121	4,514.03
202100122	10/08/2021	TEACHERS RETIREMENT	10L000 4810 0000 00 00045	Payroll accrual	6.93
202100122	10/08/2021	TEACHERS RETIREMENT	10L000 4710 0000 00 00000	Payroll accrual	69,726.99
				Totals for 202100122	69,733.92
202100123	10/08/2021	TEACHERS RETIREMT SY	10L000 4710 0000 00 00000	Payroll accrual	5,830.16
				Totals for 202100123	5,830.16
202100124	10/07/2021	US BANK EQUIPMENT FI	10E105 1101 3600 00 00000	Printer/Copier Lease	523.49
202100124	10/07/2021	US BANK EQUIPMENT FI	21E000 2542 3250 00 00000	Printer/Copier Lease	4,400.00
202100124	10/07/2021	US BANK EQUIPMENT FI	10E107 1101 3600 00 00000	Printer/Copier Lease	791.45
202100124	10/07/2021	US BANK EQUIPMENT FI	10E108 1101 3600 00 00000	Printer/Copier Lease	974.52
202100124	10/07/2021	US BANK EQUIPMENT FI	10E109 1101 3600 00 00000	Printer/Copier Lease	502.81
202100124	10/07/2021	US BANK EQUIPMENT FI	10E110 1101 3600 00 00000	Printer/Copier Lease	977.56
202100124	10/07/2021	US BANK EQUIPMENT FI	10E204 1102 3600 00 00000	Printer/Copier Lease	1,509.39
202100124	10/07/2021	US BANK EQUIPMENT FI	10E303 1103 3600 00 00000	Printer/Copier Lease	2,143.86
				Totals for 202100124	11,823.08
				Totals for checks	305,436.11

F U N D S U M M A R Y

FUND	DESCRIPTION	BALANCE SHEET	REVENUE	EXPENSE	TOTAL
10	EDUCATIONAL FUND	237,202.41	0.00	7,423.08	244,625.49
20	OPERATIONS & MAINTENANCE FUND	11,094.77	0.00	0.00	11,094.77
21	O&M LEASE	0.00	0.00	4,400.00	4,400.00
40	TRANSPORTATION FUND	195.17	0.00	0.00	195.17
50	SOCIAL SECURITY/MEDICARE	22,634.59	0.00	0.00	22,634.59
51	ILLINOIS MUNICIPAL RETIREMENT	22,486.09	0.00	0.00	22,486.09
*** Fund Summary Totals ***		293,613.03	0.00	11,823.08	305,436.11

********** End of report **********

CHECK NUMBER	CHECK DATE	VENDOR	ACCOUNT NUMBER	INVOICE DESCRIPTION	AMOUNT
212200035	10/08/2021	MARION CUSD #2 HEALT	10L000 4810 0000 00 00045	Payroll accrual	6,489.60
212200035	10/08/2021	MARION CUSD #2 HEALT	20L000 4810 0000 00 00045	Payroll accrual	202.80
212200035	10/08/2021	MARION CUSD #2 HEALT	10L000 4810 0000 00 00045	Payroll accrual	3,809.38
212200035	10/08/2021	MARION CUSD #2 HEALT	20L000 4810 0000 00 00045	Payroll accrual	1,446.60
212200035	10/08/2021	MARION CUSD #2 HEALT	40L000 4810 0000 00 00045	Payroll accrual	48.22
212200035	10/08/2021	MARION CUSD #2 HEALT	10L000 4810 0000 00 00045	Payroll accrual	158.10
212200035	10/08/2021	MARION CUSD #2 HEALT	10L000 4810 0000 00 00045	Payroll accrual	19,843.02
212200035	10/08/2021	MARION CUSD #2 HEALT	20L000 4810 0000 00 00045	Payroll accrual	862.74
212200035	10/08/2021	MARION CUSD #2 HEALT	10L000 4810 0000 00 00045	Payroll accrual	9,099.29
212200035	10/08/2021	MARION CUSD #2 HEALT	20L000 4810 0000 00 00045	Payroll accrual	1,205.93
212200035	10/08/2021	MARION CUSD #2 HEALT	10L000 4710 0000 00 00000	Payroll accrual	19,468.48
212200035	10/08/2021	MARION CUSD #2 HEALT	20L000 4710 0000 00 00000	Payroll accrual	608.39
212200035	10/08/2021	MARION CUSD #2 HEALT	10L000 4710 0000 00 00000	Payroll accrual	11,427.98
212200035	10/08/2021	MARION CUSD #2 HEALT	20L000 4710 0000 00 00000	Payroll accrual	4,339.74
212200035	10/08/2021	MARION CUSD #2 HEALT	40L000 4710 0000 00 00000	Payroll accrual	144.66
212200035	10/08/2021	MARION CUSD #2 HEALT	10L000 4710 0000 00 00000	Payroll accrual	1,029.24
212200035	10/08/2021	MARION CUSD #2 HEALT	10L000 4710 0000 00 00000	Payroll accrual	59,529.75
212200035	10/08/2021	MARION CUSD #2 HEALT	20L000 4710 0000 00 00000	Payroll accrual	2,588.25
212200035	10/08/2021	MARION CUSD #2 HEALT	10L000 4710 0000 00 00000	Payroll accrual	27,297.04
212200035	10/08/2021	MARION CUSD #2 HEALT	20L000 4710 0000 00 00000	Payroll accrual	3,617.68
				Totals for 212200035	173,216.89
212200036	10/07/2021	WILLIAMSON COUNTY ED	10E000 4120 3190 12 00000	Assessment	314,714.40
212200036	10/07/2021	WILLIAMSON COUNTY ED	10E000 4120 3190 12 00000	Assessment	136,629.95
212200036	10/07/2021	WILLIAMSON COUNTY ED	40E000 4120 3310 12 00000	Transportation	36,080.00
				Totals for 212200036	487,424.35
212200037	10/19/2021	ANDERSON, BRITTNEY	10E105 1101 4100 00 00000	8/16/2021 ABCya subscription for digital literacy (Adams).	299.99
				Totals for 212200037	299.99
212200038	10/19/2021	BAKER, SARA	10E303 1103 4100 00 00000	8/11/2021 Physical Education Supplies Reimbursement	76.34
				Totals for 212200038	76.34
212200039	10/19/2021	CAPE ELECTRICAL SUPP	20E000 2542 4100 00 00000	Maintenance Supplies	1,142.73
				Totals for 212200039	1,142.73
212200040	10/19/2021	CHILDERS, JAMES	10E204 1102 3320 00 00000	9/21/2021 The ILMEA participating school form left Unit 2 a little late. We could not enter kids for auditions until that was paid. The day before the entry deadline, I had to pay the fee with my credit card so we could get kids entered.	50.00
				Totals for 212200040	50.00
212200041	10/19/2021	FARTHING, ASHLEY	10E108 1101 3320 00 00000	9/22/2021 Baskets for shared leveled reader cabinet	97.41
				Totals for 212200041	97.41
212200042	10/19/2021	HOLLAND, KELLY	10E108 1101 4100 00 00000	9/27/2021 Classroom rug was purchased, approved by Fletcher.	44.92
				Totals for 212200042	44.92
212200043	10/19/2021	ILL CENTRAL SCHOOL B	40E000 2550 3300 00 00000	Transportation	9,489.38
212200043	10/19/2021	ILL CENTRAL SCHOOL B	40E000 2552 3310 00 00000	Transportation	5,497.60
212200043	10/19/2021	ILL CENTRAL SCHOOL B	40E000 2552 3310 00 00000	Transportation	4,909.69
212200043	10/19/2021	ILL CENTRAL SCHOOL B	40E000 2552 3310 00 00000	Transportation	6,873.46
212200043	10/19/2021	ILL CENTRAL SCHOOL B	40E000 2550 3310 00 00000	Transportation	1,380.00
212200043	10/19/2021	ILL CENTRAL SCHOOL B	40E000 2552 3310 00 00000	Transportation	114,074.40
212200043	10/19/2021	ILL CENTRAL SCHOOL B	40E000 2550 3330 00 00000	Transportation	2,222.56
212200043	10/19/2021	ILL CENTRAL SCHOOL B	40E000 2550 3320 00 00000	Transportation	1,812.52

CHECK NUMBER	CHECK DATE	VENDOR	ACCOUNT NUMBER	INVOICE DESCRIPTION	AMOUNT
				Totals for 212200043	146,259.61
212200044	10/19/2021	JAMES, LESTER	10E000 1446 4100 00 00000	8/20/2021 mini-excavator rented for digging footings at building trades house	824.00
212200044	10/19/2021	JAMES, LESTER	10E000 1446 4100 00 00000	9/22/2021 skidloader rental for trades house	1,050.00
212200044	10/19/2021	JAMES, LESTER	10E000 1446 4100 00 00000	9/22/2021 culvert for driveway	524.81
212200044	10/19/2021	JAMES, LESTER	10E000 1446 4100 00 00000	9/24/2021 fuel for skid loader rented for building trades week of 9/20	74.24
				Totals for 212200044	2,473.05
212200045	10/19/2021	MARION JUNIOR HIGH I	10E000 1500 6400 00 00000	IMPREST REIMBURSEMENT AUGUST 2021	20.00
212200045	10/19/2021	MARION JUNIOR HIGH I	10E000 1500 3190 20 00000	IMPREST REIMBURSEMENT AUGUST 2021	629.99
212200045	10/19/2021	MARION JUNIOR HIGH I	10E000 1500 3190 21 00000	IMPREST REIMBURSEMENT AUGUST 2021	789.98
212200045	10/19/2021	MARION JUNIOR HIGH I	10E000 1500 3190 23 00000	IMPREST REIMBURSEMENT AUGUST 2021	500.00
				Totals for 212200045	1,939.97
212200046	10/19/2021	MAZE, ASHLEIGH	10E107 1101 3320 00 00000	9/7/2021 Science of Reading Virtual Workshop Part 1 & 2 of Emerging Reading PK-1 Grade	199.00
				Totals for 212200046	199.00
212200047	10/19/2021	OATES, KEITH	10E000 2321 3320 00 00000	9/28/2021-10/1/2021 IASA ANNUAL SUPT. CONF., SPRINGFIELD, IL	448.77
212200047	10/19/2021	OATES, KEITH	10E000 2321 3320 00 00000	9/28/2021-10/1/2021 IASA ANNUAL SUPT. CONF., SPRINGFIELD, IL	148.00
				Totals for 212200047	596.77
212200048	10/19/2021	OWENS, TERRILL	10E107 1101 3320 00 00000	9/9/2021 Reimbursement for Really Great Reading Workshop on Sept. 14, 2021 for emerging readers	199.00
				Totals for 212200048	199.00
212200049	10/19/2021	PULLEY, HEATHER	10E303 1103 5400 00 00000	AG GRANT - Sublimation Printer from Heat Press Nation (Plan to purchase and then reimburse)	1,635.19
				Totals for 212200049	1,635.19
212200050	10/19/2021	SPRINGVLOED, WENDY	10E109 1101 4100 00 00000	9/28/2021 classroom rug approved by Mr. Fletcher	45.86
				Totals for 212200050	45.86
212200051	10/19/2021	THOMPSON, MEGAN	10E110 1101 4100 00 00000	9/22/2021 Replacement items due to water damage in room A4A.	109.68
				Totals for 212200051	109.68
				Totals for checks	815,810.76

F U N D S U M M A R Y

FUND	DESCRIPTION	BALANCE SHEET	REVENUE	EXPENSE	TOTAL
10	EDUCATIONAL FUND	158,151.88	0.00	459,111.53	617,263.41
20	OPERATIONS & MAINTENANCE FUND	14,872.13	0.00	1,142.73	16,014.86
40	TRANSPORTATION FUND	192.88	0.00	182,339.61	182,532.49
*** Fund Summary Totals ***		173,216.89	0.00	642,593.87	815,810.76

********** End of report **********

------TREASURER'S REPORT------
September 30, 2021

FUND	BEGINNING CASH BALANCE 9/1/2021	RECEIPTS	DISBURSEMENTS	CURRENT CHECKING 9/30/2021
EDUCATION FUND (10)	1,973,582.24	11,843,696.97	2,787,218.69	11,030,060.52
OPERATION & MAINTENANCE FUND (20)	1,404,793.28	2,509,559.23	396,659.33	3,517,693.18
TRANSPORTATION FUND (40)	942,734.30	840,407.12	106,234.14	1,676,907.28
TOTAL OPERATING FUND BALANCE	**4,321,109.82**	**15,193,663.32**	**3,290,112.16**	**16,224,660.98**
LEASE FUND (21)	76,220.70	610.86	4,400.00	72,431.56
DEBT SERVICE FUND (30)	6,109.26	1,137,492.21	38,467.50	1,105,133.97
SOCIAL SECURITY FUND (50)	225,822.34	293,909.12	47,209.47	472,521.99
IL MUNICIPAL RETIREMENT FUND (51)	139,616.12	285,792.72	46,132.55	379,276.29
CAPITAL PROJECT FUND (60)	1,033,632.71	291,904.63	76,525.75	1,249,011.59
WORKING CASH (70)	7,229.59	492.37	0.00	7,721.96
TORT FUND (80)	-134,564.32	410,102.89	2,080.80	273,457.77
FIRE PREVENTION & SAFETY FUND (90)	1,047,551.47	125,027.06	9,649.50	1,162,929.03
TOTALS	**6,722,727.69**	**17,738,995.18**	**3,514,577.73**	**20,947,145.14**

SIGNED: Kimberly Watson, CFO

DATE: 10-5-21

FDTLOC FUNC OBJ	Account Level Description	2021-22 Original Budget	September 2021-22 Monthly Activity	2021-22 FYTD Activity	2021-22 Available Funds	2020-21 FY Activity	2021-22 FYTD %
10	EDUCATIONAL FUND						
		37,721,999.00	11,843,696.97	14,330,653.85	23,415,287.15	33,484,651.68	37.99
20	OPERATIONS & MAINTENANCE FUND						
		10,270,419.00	2,509,559.23	2,512,823.52	7,757,595.48	4,953,867.42	24.47
21	O&M LEASE						
		1,130.00	610.86	692.65	437.35	290,092.12	61.30
30	DEBT SERVICE FUND OR FUND GROU						
		2,632,185.00	1,137,492.21	1,137,498.75	1,494,686.25	2,622,624.73	43.22
40	TRANSPORTATION FUND						
		1,875,000.00	840,407.12	960,565.67	914,434.33	1,732,965.94	51.23
50	SOCIAL SECURITY/MEDICARE						
		500,500.00	293,909.12	294,165.38	206,334.62	701,017.61	58.77
51	ILLINOIS MUNICIPAL RETIREMENT						
		538,000.00	285,792.72	285,960.44	252,039.56	309,747.17	53.15
60	CAPITAL PROJECTS FUND OR FUND						
		2,695,000.00	291,904.63	583,006.41	2,111,993.59	2,818,883.45	21.63

FDTLOC FUNC OBJ	Account Level Description	2021-22 Original Budget	September 2021-22 Monthly Activity	2021-22 FYTD Activity	2021-22 Available Funds	2020-21 FY Activity	2021-22 FYTD %
70	WORKING CASH FUND						
		860.00	492.37	499.91	360.09	922.66	58.13
80	TORT IMMUNITY AND JUDGMENT FUN						
		698,500.00	410,102.89	410,102.89	288,397.11	498,994.42	58.71
90	FIRE PREVENTION AND SAFETY FUN						
		213,500.00	125,027.06	126,470.59	87,029.41	2,751,727.86	59.24
Grand Revenue T		57,147,093.00	17,738,995.18	20,642,440.06	36,528,594.94	50,165,495.06	36.12

Number of Accounts: 136

********** End of report **********

FDTLOC FUNC OBJ	Account Level Description	2021-22 Original Budget	September 2021-22 Monthly Activity	2021-22 FYTD Activity	2021-22 Available Funds	Encumbered Amount	2020-21 FY Activity	2021-22 FYTD %
10	EDUCATIONAL FUND							
		37,440,545.00	2,787,067.53	8,681,361.01	28,207,279.31	507,324.35	32,866,818.68	23.19
20	OPERATIONS & MAINTENANCE FUND							
		10,302,319.00	396,659.33	964,948.11	9,178,039.63	87,737.99	3,971,456.65	9.37
21	O&M LEASE							
		52,800.00	4,400.00	8,800.00	44,000.00	0.00	227,150.08	16.67
30	DEBT SERVICE FUND OR FUND GROU							
		2,631,285.00	38,467.50	38,785.50	2,592,499.50	0.00	2,628,930.08	1.47
40	TRANSPORTATION FUND							
		1,928,762.00	106,234.14	179,378.73	1,749,383.27	0.00	1,443,062.62	9.30
50	SOCIAL SECURITY/MEDICARE							
		602,664.00	47,209.47	131,667.92	470,996.08	0.00	482,190.98	21.85
51	ILLINOIS MUNICIPAL RETIREMENT							
		599,000.00	46,132.55	129,479.15	469,520.85	0.00	484,862.10	21.62
60	CAPITAL PROJECTS FUND OR FUND							
		3,740,018.00	76,525.75	683,868.58	3,056,149.42	0.00	2,350,396.91	18.29

FDTLOC FUNC OBJ	Account Level Description	2021-22 Original Budget	September 2021-22 Monthly Activity	2021-22 FYTD Activity	2021-22 Available Funds	Encumbered Amount	2020-21 FY Activity	2021-22 FYTD %
70	WORKING CASH FUND							
		0.00	0.00	0.00	0.00	0.00	0.00	0.00
80	TORT IMMUNITY AND JUDGMENT FUN							
		650,000.00	2,080.80	198,690.42	450,759.58	0.00	508,336.01	30.57
90	FIRE PREVENTION AND SAFETY FUN							
		1,756,735.00	9,649.50	933,277.74	823,457.26	0.00	1,033,741.21	53.13
Grand Expense T		59,704,128.00	3,514,426.57	11,950,257.16	47,042,084.90	595,062.34	45,996,945.32	20.02

Number of Accounts: 2199

********** End of report **********

FDTLOC FUNC OBJ SJ SOURCE	Account Level Description	2021-22 Original Budget	September 2021-22 Monthly Activity	2021-22 FYTD Activity	2021-22 Available Funds	2020-21 FY Activity	2021-22 FYTD %
10	EDUCATIONAL FUND						
1000	RECEIPTS/REVENUE FROM LOCAL SO						
10R000 1110 0000 00 000000	PROPERTY TAXES	17,115,000.00	10,061,914.14	10,061,914.14	7,053,085.86	16,467,543.70	58.79
10R000 1140 0000 00 000000	PROPERTY TAXES - SPECIAL ED	13,000.00	7,746.58	7,746.58	5,253.42	14,816.96	59.59
10R000 1210 0000 00 000000	TAXES: MOBILE HOME	35,000.00	0.00	0.00	35,000.00	35,206.23	0.00
10R000 1220 0000 00 000000	TAXES: MARION HOUSING	39,000.00	0.00	0.00	39,000.00	41,356.30	0.00
10R000 1230 0000 00 000000	TAXES: CORP PER PROP REP	650,000.00	0.00	213,367.35	436,632.65	881,067.49	32.83
10R000 1290 0000 00 000000	TAXES: REFUGE PILOT	27,000.00	0.00	0.00	27,000.00	53,075.32	0.00
10R000 1311 0000 00 000000	Per Capita Tuition Charge	0.00	0.00	0.00	0.00	0.00	0.00
10R000 1510 0000 00 000000	INTEREST: INVESTMENTS	50,000.00	2,271.31	4,874.20	45,125.80	56,506.62	9.75
10R000 1611 0000 84 000003	HS: FOODSERVICE REVENUE	0.00	601.15	2,026.40	-2,026.40	-157.50	0.00
10R000 1611 0000 84 000004	JH: FOOD SERVICE REVENUE	0.00	510.90	1,318.55	-1,318.55	31.60	0.00
10R000 1611 0000 84 000005	ADAMS: FOODSERVICE REVENUE	0.00	0.00	0.00	0.00	132.35	0.00
10R000 1611 0000 84 000007	JEFFERSON: FOODSERVICE REVENUE	0.00	19.50	19.50	-19.50	-29.70	0.00
10R000 1611 0000 84 000008	LINCOLN: FOODSERVICE REVENUE	0.00	268.00	422.00	-422.00	226.75	0.00
10R000 1611 0000 84 000009	LONGFELLOW: FOODSERVICE REVENU	0.00	0.00	130.00	-130.00	25.00	0.00
10R000 1611 0000 84 000010	WASHINGTON: FOODSERVICE REVENU	0.00	312.25	486.25	-486.25	-17.35	0.00
10R000 1690 0000 84 000000	OTHER LUNCH PROGRAM	1,000.00	0.00	142.90	857.10	630.33	14.29
10R000 1690 0000 84 000001	PRE-K BREAKFAST REIMBURSEMENT	0.00	0.00	0.00	0.00	0.00	0.00
10R000 1690 0000 84 000002	PRE-K LUNCH REIMBURSEMENT	0.00	0.00	0.00	0.00	0.00	0.00
10R000 1690 0000 84 000003	PRE-K FOOD REIMBURSMENT	0.00	0.00	0.00	0.00	0.00	0.00
10R000 1690 0000 84 000004	FOODSERVICE REIMBURSEMENT	500.00	55.11	295.55	204.45	431.74	59.11
10R000 1690 0000 84 000005	FOODSERVICE GRANTS	0.00	0.00	0.00	0.00	314.00	0.00
10R000 1690 0000 84 000006	FOODSERVICE INSURANCE CLAIM	0.00	0.00	0.00	0.00	0.00	0.00
10R000 1711 0000 00 000004	ATHL EVENTS,IHSA-JR INV.	5,000.00	0.00	0.00	5,000.00	0.00	0.00
10R000 1711 0000 00 000005	ATHLETIC DONATIONS	5,000.00	0.00	5,000.00	0.00	0.00	100.00
10R000 1711 0000 00 000006	ADAMS ATHLETIC DONATIONS	18,000.00	0.00	19,638.90	-1,638.90	0.00	109.11
10R000 1711 0000 00 000007	HS ATHLETIC PARTICIPATION FEES	0.00	0.00	0.00	0.00	0.00	0.00
10R000 1711 0000 00 000008	JH ATHLETIC PARTICIPATION FEES	0.00	0.00	0.00	0.00	0.00	0.00
10R000 1711 0000 01 000000	HS FOOTBALL ADMISSION	33,000.00	17,449.00	17,449.00	15,551.00	9,777.00	52.88
10R000 1711 0000 04 000000	HS SOCCER ADMISSIONS	4,000.00	1,498.00	1,498.00	2,502.00	225.00	37.45
10R000 1711 0000 06 000000	HS WRESTLING ADMISSIONS	1,500.00	0.00	0.00	1,500.00	0.00	0.00
10R000 1711 0000 11 000000	HS VOLLEYBALL ADMISSIONS	4,500.00	1,986.00	1,986.00	2,514.00	0.00	44.13
10R000 1711 0000 15 000000	HS BOYS BASKETBALL ADMISSIONS	23,000.00	8,600.00	8,600.00	14,400.00	0.00	37.39
10R000 1711 0000 20 000000	JH BOYS BASKETBALL ADMISSIONS	8,000.00	0.00	0.00	8,000.00	0.00	0.00
10R000 1711 0000 23 000000	JH VOLLEYBALL ADMISSIONS	2,500.00	0.00	0.00	2,500.00	0.00	0.00
10R000 1711 0000 31 000000	HS GIRLS BASKETBALL ADMISSIONS	2,300.00	0.00	0.00	2,300.00	0.00	0.00
10R000 1711 0000 40 000000	JH GIRLS BASKETBALL ADMISSIONS	4,000.00	0.00	0.00	4,000.00	0.00	0.00
10R000 1790 0000 00 000003	STUDENT YEARBOOK: HS	12,500.00	0.00	0.00	12,500.00	5,735.00	0.00

FDTLOC FUNC OBJ SJ SOURCE	Account Level Description	2021-22 Original Budget	September 2021-22 Monthly Activity	2021-22 FYTD Activity	2021-22 Available Funds	2020-21 FY Activity	2021-22 FYTD %
10	EDUCATIONAL FUND						
1000	RECEIPTS/REVENUE FROM LOCAL SO						
10R000 1811 0000 00 000001	TEXTBOOK RENTAL: E	32,000.00	645.00	30,778.28	1,221.72	32,629.46	96.18
10R000 1811 0000 00 000002	TEXTBOOK RENTAL: JH	11,000.00	768.00	14,958.80	-3,988.80	9,817.00	135.99
10R000 1811 0000 00 000003	TEXTBOOK RENTAL: HS	30,000.00	767.57	31,495.25	-1,538.25	32,494.00	104.98
10R000 1812 0000 00 000003	TEXTBOOK RENT: SUMMER SC	0.00	0.00	0.00	0.00	1,950.00	0.00
10R000 1920 0000 00 000000	CONTRIB -DONATION	40,000.00	1,906.20	1,964.20	38,035.80	13,434.94	4.91
10R000 1920 0000 02 000000	DONATIONS - FOUNDATION GRANT	0.00	0.00	0.00	0.00	0.00	0.00
10R000 1950 0000 00 000000	REFUND OF PRIOR YEAR EXPENDITU	0.00	0.00	0.00	0.00	0.00	0.00
10R000 1950 0000 12 000000	WCSED: Refund	0.00	0.00	0.00	0.00	0.00	0.00
10R000 1970 0000 00 000000	DR.ED BTW FEES	10,000.00	1,440.00	3,440.00	6,560.00	9,848.00	34.40
10R000 1992 0000 00 000000	SALE OF VOCATIONAL PROJECTS	0.00	0.00	0.00	0.00	0.00	0.00
10R000 1993 0000 00 000000	RESALE ITEMS,LOCKS,SHOP	3,900.00	681.00	5,752.00	-1,862.00	2,495.00	147.49
10R000 1993 0000 00 000001	HS PARKING FEES	5,000.00	328.00	4,700.00	300.00	5,658.00	94.00
10R000 1999 0000 00 000000	OTHER	32,000.00	1,250.00	7,647.36	24,352.64	45,902.82	23.90
10R000 1999 0000 00 000001	FOUNDATION GRANTS	10,000.00	0.00	0.00	10,000.00	4,134.64	0.00
10R000 1999 0000 00 000003	AFTER SCHOOL PROGRAMS	80,000.00	12,898.59	16,772.54	63,227.46	34,110.99	20.97
10R000 1999 0000 00 000005	Chromebook Insurance	0.00	1,993.00	36,479.00	-12,454.00	7,876.00	0.00
10R000 1999 0000 00 000006	AROTC REVENUE	24,000.00	1,861.94	1,861.94	22,138.06	24,141.19	7.76
10R000 1999 0000 02 000000	SETTLEMENT	0.00	0.00	0.00	0.00	235,000.00	0.00
10R000 1999 0000 05 000000	E-RATE REFUND	134,400.00	18,620.00	153,020.00	-18,620.00	113,733.33	113.85
10R000 1999 0000 70 000000	Madigral Revenue	6,000.00	0.00	0.00	6,000.00	0.00	0.00
10R000 1999 0000 80 000000	Spring Musical Revenue	5,000.00	0.00	0.00	5,000.00	0.00	0.00
10R--- 1--- ---- -- ------		18,477,100.00	10,146,391.24	10,655,784.69	7,845,257.31	18,140,122.21	57.67
3000	RECEIPTS/REVENUE FROM STATE SO						
10R000 3001 0000 00 000000	EVIDENCED BASED FUNDING	10,887,633.00	989,802.00	1,979,586.00	8,908,047.00	10,557,597.98	18.18
10R000 3100 0000 12 000000	PRIVATE FACILITY TUITION	44,400.00	0.00	11,193.55	33,206.45	22,387.12	25.21
10R000 3120 0000 12 000000	WCSED: ORPHANAGE	140,000.00	108,187.10	108,187.10	31,812.90	66,351.50	77.28
10R000 3220 0000 21 000000	WCRVS STIPENDS/TUITION	78,000.00	0.00	0.00	78,000.00	62,859.00	0.00
10R000 3235 0000 00 000000	AGRICULTURE EDUCATION	15,000.00	2,544.00	2,544.00	12,456.00	17,356.00	16.96
10R000 3299 0000 21 000000	WCRVS: AGRICULTURE	0.00	0.00	0.00	0.00	0.00	0.00
10R000 3360 0000 84 000000	STATE REIMB: LUNCH & BKFST	30,000.00	0.00	0.00	30,000.00	40,029.79	0.00
10R000 3370 0000 10 000000	DRIVER EDUCATION	40,000.00	0.00	10,455.79	29,544.21	34,346.75	26.14
10R000 3999 0000 01 000000	OTHER ST.LIB GRANT	3,300.00	508.41	508.41	2,791.59	5,664.75	15.41
10R000 3999 0000 03 000000	PREMIUMS VOC AGRICULTURE FAIR	0.00	0.00	0.00	0.00	392.10	0.00

FDTLOC FUNC OBJ SJ SOURCE	Account Level Description	2021-22 Original Budget	September 2021-22 Monthly Activity	2021-22 FYTD Activity	2021-22 Available Funds	2020-21 FY Activity	2021-22 FYTD %
10	EDUCATIONAL FUND						
3000	RECEIPTS/REVENUE FROM STATE SO						
10R--- 3--- ---- -- ------		11,238,333.00	1,101,041.51	2,112,474.85	9,125,858.15	10,806,984.99	18.80
4000	RECEIPTS/REVENUE FROM FEDERAL						
10R000 4210 0000 84 000000	FED REIMB REG,FREE LUNCH	0.00	0.00	0.00	0.00	52,317.00	0.00
10R000 4220 0000 84 000000	FEDERAL REIMB BRKF	0.00	0.00	0.00	0.00	1,117.98	0.00
10R000 4225 0000 84 000000	Summer Food Service Program	1,100,000.00	0.00	0.00	1,100,000.00	700,408.14	0.00
10R000 4260 0000 84 000000	Food Service-Equipment Grant	0.00	0.00	0.00	0.00	0.00	0.00
10R000 4300 0000 30 000000	TITLE I REVENUE	1,512,300.00	168,089.00	859,354.00	652,946.00	1,379,377.00	56.82
10R936 4300 0000 00 000000	TITLE I SIP	69,000.00	0.00	27,336.00	41,664.00	135,164.00	39.62
10R000 4600 0000 00 000000	IDEA-PS	29,000.00	0.00	10,673.00	18,327.00	16,862.00	36.80
10R000 4620 0000 00 000000	IDEA FT	1,109,000.00	0.00	165,796.00	943,204.00	901,046.65	14.95
10R000 4991 0000 00 000000	ADMIN OUTREACH REVENUE	30,000.00	15,389.68	30,960.77	-960.77	27,712.71	103.20
10R000 4999 0000 01 000000	PUB AID-FEE FOR SERV	10,000.00	12.54	12.54	9,987.46	0.00	0.13
10R000 4999 0000 21 000000	WCRVS:PERKINS,SP NDS,TUT	0.00	0.00	0.00	0.00	0.00	0.00
10R000 4999 0000 30 000000	ESSER TITLE GRANT	17,266.00	0.00	0.00	17,266.00	978,068.00	0.00
10R951 4999 0000 00 000000	DIGITAL EQUITY GRANT	0.00	0.00	0.00	0.00	245,519.00	0.00
10R960 4999 0000 00 000000	ESSER II GRANT	2,030,000.00	412,773.00	468,262.00	1,561,738.00	99,952.00	23.07
10R965 4999 0000 00 000000	ESSER III GRANT	2,100,000.00	0.00	0.00	2,100,000.00	0.00	0.00
10R--- 4--- ---- -- ------		8,006,566.00	596,264.22	1,562,394.31	6,444,171.69	4,537,544.48	19.51
7000							
10R000 7110 0000 20 000000	PERMANENT XFER FROM OM	0.00	0.00	0.00	0.00	0.00	0.00
10R000 7110 0000 40 000000	PERMANENT XFER FROM TRANSPORTA	0.00	0.00	0.00	0.00	0.00	0.00
10R000 7110 0000 70 000000	PERMANENT XFER FROM WORKING CA	0.00	0.00	0.00	0.00	0.00	0.00
10R--- 7--- ---- -- ------		0.00	0.00	0.00	0.00	0.00	0.00
10---- ---- ---- -- ------		37,721,999.00	11,843,696.97	14,330,653.85	23,415,287.15	33,484,651.68	37.99

FDTLOC FUNC OBJ SJ SOURCE	Account Level Description	2021-22 Original Budget	September 2021-22 Monthly Activity	2021-22 FYTD Activity	2021-22 Available Funds	2020-21 FY Activity	2021-22 FYTD %
20	OPERATIONS & MAINTENANCE FUND						
1000	RECEIPTS/REVENUE FROM LOCAL SO						
20R000 1111 0000 00 000000	PROPRTY TAXES	4,230,000.00	2,487,059.53	2,487,059.53	1,742,940.47	3,984,848.40	58.80
20R000 1230 0000 00 000000	TAXES: CORP PER PROP REPL	350,000.00	0.00	0.00	350,000.00	0.00	0.00
20R000 1510 0000 00 000000	INTEREST: INVESTMENTS	15,000.00	724.36	2,370.22	12,629.78	18,306.39	15.80
20R000 1910 0000 00 000000	RENTAL: BUILDINGS	0.00	0.00	0.00	0.00	0.00	0.00
20R000 1920 0000 00 000000	DONATIONS	0.00	0.00	0.00	0.00	0.00	0.00
20R000 1999 0000 00 000000	OTHER	10,000.00	1,159.34	2,777.77	7,222.23	2,343.53	27.78
20R000 1999 0000 01 000000	INSURANCE CLAIMS	0.00	0.00	0.00	0.00	0.00	0.00
20R000 1999 0000 02 000000	SETTLEMENT	0.00	0.00	0.00	0.00	926,460.10	0.00
20R--- 1--- ---- -- ------		4,605,000.00	2,488,943.23	2,492,207.52	2,112,792.48	4,931,958.42	54.12
3000	RECEIPTS/REVENUE FROM STATE SO						
20R000 3001 0000 00 000000	EVIDENCE BASED FUNDING	0.00	0.00	0.00	0.00	0.00	0.00
20R000 3705 0000 00 000000	PRE K - ADAMS SCHOOL BLDG	17,000.00	20,616.00	20,616.00	-3,616.00	21,909.00	121.27
20R000 3925 0000 00 000000	SCHOOL MAINTENANCE GRANT	0.00	0.00	0.00	0.00	0.00	0.00
20R--- 3--- ---- -- ------		17,000.00	20,616.00	20,616.00	-3,616.00	21,909.00	121.27
4000	RECEIPTS/REVENUE FROM FEDERAL						
20R960 4999 0000 00 000000	ESSER II	928,419.00	0.00	0.00	928,419.00	0.00	0.00
20R965 4999 0000 00 000000	ESSER III	4,720,000.00	0.00	0.00	4,720,000.00	0.00	0.00
20R--- 4--- ---- -- ------		5,648,419.00	0.00	0.00	5,648,419.00	0.00	0.00
7000							
20R000 7110 0000 20 000000	PERMANENT TRANSFER TO O&M	0.00	0.00	0.00	0.00	0.00	0.00
20R--- 7--- ---- -- ------		0.00	0.00	0.00	0.00	0.00	0.00
20---- ---- ---- -- ------		10,270,419.00	2,509,559.23	2,512,823.52	7,757,595.48	4,953,867.42	24.47

FDTLOC FUNC OBJ SJ SOURCE	Account Level Description	2021-22 Original Budget	September 2021-22 Monthly Activity	2021-22 FYTD Activity	2021-22 Available Funds	2020-21 FY Activity	2021-22 FYTD %
21	O&M LEASE						
1000	RECEIPTS/REVENUE FROM LOCAL SO						
21R000 1111 0000 00 000000	TAXES: CURRENT YR LEVY	1,080.00	595.94	595.94	484.06	289,885.25	55.18
21R000 1510 0000 00 000000	INTEREST ON INVESTMENTS	50.00	14.92	96.71	-46.71	206.87	193.42
21R--- 1--- ---- -- ------		1,130.00	610.86	692.65	437.35	290,092.12	61.30
21---- ---- ---- -- ------		1,130.00	610.86	692.65	437.35	290,092.12	61.30
30	DEBT SERVICE FUND OR FUND GROU						
1000	RECEIPTS/REVENUE FROM LOCAL SO						
30R000 1112 0000 00 000000	TAXES: 1ST PRIOR YR LEVY	1,877,750.00	1,098,797.14	1,098,797.14	778,952.86	1,832,637.68	58.52
30R000 1210 0000 00 000000	TAXES: MOBILE HOME	0.00	0.00	0.00	0.00	0.00	0.00
30R000 1220 0000 00 000000	TAXES: MARION HOUSING	0.00	0.00	0.00	0.00	0.00	0.00
30R000 1510 0000 00 000000	INTEREST: ON INVEST	2,500.00	227.57	234.11	2,265.89	2,398.98	9.36
30R000 1999 0000 00 000000	Txfr Cap.Lease Principal	0.00	0.00	0.00	0.00	154.57	0.00
30R--- 1--- ---- -- ------		1,880,250.00	1,099,024.71	1,099,031.25	781,218.75	1,835,191.23	58.45
7000							
30R000 7210 0000 00 000000	PRINCIPAL ON BONDS SOLD	0.00	0.00	0.00	0.00	0.00	0.00
30R000 7220 0000 00 000000	PREMIUM ON BONDS SOLD	0.00	0.00	0.00	0.00	0.00	0.00
30R000 7610 0000 00 000000	AS Bond Principal	675,000.00	0.00	0.00	675,000.00	695,000.00	0.00
30R000 7700 0000 00 000000	AS Bond Interest	76,935.00	38,467.50	38,467.50	38,467.50	92,433.50	50.00
30R--- 7--- ---- -- ------		751,935.00	38,467.50	38,467.50	713,467.50	787,433.50	5.12
30---- ---- ---- -- ------		2,632,185.00	1,137,492.21	1,137,498.75	1,494,686.25	2,622,624.73	43.22
40	TRANSPORTATION FUND						
1000	RECEIPTS/REVENUE FROM LOCAL SO						
40R000 1113 0000 00 000000	PROPERTY TAXES	1,330,000.00	784,724.97	784,724.97	545,275.03	1,244,696.64	59.00
40R000 1510 0000 00 000000	INTEREST: INVEST	4,000.00	345.31	1,338.00	2,662.00	8,834.81	33.45
40R000 1950 0000 12 000000	PRIOR YEAR REFUND	0.00	0.00	0.00	0.00	0.00	0.00
40R000 1999 0000 00 000000	TRANS: MISC. REIMB.	1,000.00	626.84	626.84	373.16	0.00	62.68

FDTLOC FUNC OBJ SJ SOURCE	Account Level Description	2021-22 Original Budget	September 2021-22 Monthly Activity	2021-22 FYTD Activity	2021-22 Available Funds	2020-21 FY Activity	2021-22 FYTD %
40	TRANSPORTATION FUND						
1000	RECEIPTS/REVENUE FROM LOCAL SO						
40R--- 1--- ---- -- ------		1,335,000.00	785,697.12	786,689.81	548,310.19	1,253,531.45	58.93
3000	RECEIPTS/REVENUE FROM STATE SO						
40R000 3500 0000 00 000000	STATE REIMB: REG	465,000.00	0.00	119,165.86	345,834.14	479,434.49	25.63
40R--- 3--- ---- -- ------		465,000.00	0.00	119,165.86	345,834.14	479,434.49	25.63
4000	RECEIPTS/REVENUE FROM FEDERAL						
40R960 4999 0000 00 000000	ESSER II	75,000.00	54,710.00	54,710.00	20,290.00	0.00	72.95
40R--- 4--- ---- -- ------		75,000.00	54,710.00	54,710.00	20,290.00	0.00	72.95
40---- ---- ---- -- ------		1,875,000.00	840,407.12	960,565.67	914,434.33	1,732,965.94	51.23
50	SOCIAL SECURITY/MEDICARE						
1000	RECEIPTS/REVENUE FROM LOCAL SO						
50R000 1150 0000 00 000000	PROPERTY TAXES - SOCIAL SECURI	499,000.00	293,811.82	293,811.82	205,188.18	698,715.46	58.88
50R000 1510 0000 00 000000	INTEREST: CHECKING	1,500.00	97.30	353.56	1,146.44	2,302.15	23.57
50R--- 1--- ---- -- ------		500,500.00	293,909.12	294,165.38	206,334.62	701,017.61	58.77
50---- ---- ---- -- ------		500,500.00	293,909.12	294,165.38	206,334.62	701,017.61	58.77
51	ILLINOIS MUNICIPAL RETIREMENT						
1000	RECEIPTS/REVENUE FROM LOCAL SO						
51R000 1114 0000 00 000000	Property Taxes - IMRF	485,000.00	285,714.62	285,714.62	199,285.38	261,591.13	58.91
51R000 1230 0000 00 000000	TAXES: CORP PERS PROP REPLMT	50,000.00	0.00	0.00	50,000.00	45,000.00	0.00
51R000 1510 0000 00 000000	INTEREST ON INVESTMENTS	3,000.00	78.10	245.82	2,754.18	3,156.04	8.19
51R--- 1--- ---- -- ------		538,000.00	285,792.72	285,960.44	252,039.56	309,747.17	53.15
51---- ---- ---- -- ------		538,000.00	285,792.72	285,960.44	252,039.56	309,747.17	53.15

FDTLOC FUNC OBJ SJ SOURCE	Account Level Description	2021-22 Original Budget	September 2021-22 Monthly Activity	2021-22 FYTD Activity	2021-22 Available Funds	2020-21 FY Activity	2021-22 FYTD %
60	CAPITAL PROJECTS FUND OR FUND						
1000	RECEIPTS/REVENUE FROM LOCAL SO						
60R000 1510 0000 00 000000	INTEREST	5,000.00	257.20	1,384.71	3,615.29	7,150.07	27.69
60R000 1983 0000 00 000000	SALES TAX	2,640,000.00	291,647.43	581,621.70	2,058,378.30	2,811,733.38	22.03
60R--- 1--- ---- -- ------		2,645,000.00	291,904.63	583,006.41	2,061,993.59	2,818,883.45	22.04
3000	RECEIPTS/REVENUE FROM STATE SO						
60R000 3925 0000 00 000000	SCHOOL MAINTENANCE GRANT	50,000.00	0.00	0.00	50,000.00	0.00	0.00
60R--- 3--- ---- -- ------		50,000.00	0.00	0.00	50,000.00	0.00	0.00
4000	RECEIPTS/REVENUE FROM FEDERAL						
60R000 4999 0000 00 000000	FEMA Lincoln Safe Room	0.00	0.00	0.00	0.00	0.00	0.00
60R--- 4--- ---- -- ------		0.00	0.00	0.00	0.00	0.00	0.00
60---- ---- ---- -- ------		2,695,000.00	291,904.63	583,006.41	2,111,993.59	2,818,883.45	21.63
70	WORKING CASH FUND						
1000	RECEIPTS/REVENUE FROM LOCAL SO						
70R000 1115 0000 00 000000	PROPERTY TAXES	830.00	490.78	490.78	339.22	864.90	59.13
70R000 1510 0000 00 000000	INTEREST: INVEST	30.00	1.59	9.13	20.87	57.76	30.43
70R--- 1--- ---- -- ------		860.00	492.37	499.91	360.09	922.66	58.13
70---- ---- ---- -- ------		860.00	492.37	499.91	360.09	922.66	58.13
80	TORT IMMUNITY AND JUDGMENT FUN						
1000	RECEIPTS/REVENUE FROM LOCAL SO						
80R000 1120 0000 00 000000	PROPERTY TAXES	697,000.00	410,046.58	410,046.58	286,953.42	497,994.97	58.83
80R000 1510 0000 00 000000	INTEREST ON INVESTMENTS	1,500.00	56.31	56.31	1,443.69	728.45	3.75
80R000 1999 0000 00 000000	REFUND ON WORKERS COMP	0.00	0.00	0.00	0.00	0.00	0.00
80R000 1999 0000 00 000001	OTHER	0.00	0.00	0.00	0.00	271.00	0.00

FDTLOC FUNC OBJ SJ SOURCE	Account Level Description	2021-22 Original Budget	September 2021-22 Monthly Activity	2021-22 FYTD Activity	2021-22 Available Funds	2020-21 FY Activity	2021-22 FYTD %
80	TORT IMMUNITY AND JUDGMENT FUN						
1000	RECEIPTS/REVENUE FROM LOCAL SO						
80R--- 1--- ---- -- ------		698,500.00	410,102.89	410,102.89	288,397.11	498,994.42	58.71
80---- ---- ---- -- ------		698,500.00	410,102.89	410,102.89	288,397.11	498,994.42	58.71
90	FIRE PREVENTION AND SAFETY FUN						
1000	RECEIPTS/REVENUE FROM LOCAL SO						
90R000 1118 0000 00 000000	PROPERTY TAXES	212,000.00	124,787.59	124,787.59	87,212.41	233,916.79	58.86
90R000 1510 0000 00 000000	INTEREST: ON INVEST	1,500.00	239.47	1,683.00	-183.00	12,000.38	112.20
90R--- 1--- ---- -- ------		213,500.00	125,027.06	126,470.59	87,029.41	245,917.17	59.24
3000	RECEIPTS/REVENUE FROM STATE SO						
90R000 3925 0000 00 000000	MAINTENANCE GRANT	0.00	0.00	0.00	0.00	0.00	0.00
90R--- 3--- ---- -- ------		0.00	0.00	0.00	0.00	0.00	0.00
7000							
90R000 7210 0000 00 000000	SALE OF BLS BONDS	0.00	0.00	0.00	0.00	2,505,810.69	0.00
90R--- 7--- ---- -- ------		0.00	0.00	0.00	0.00	2,505,810.69	0.00
90---- ---- ---- -- ------		213,500.00	125,027.06	126,470.59	87,029.41	2,751,727.86	59.24
Grand Revenue Totals		57,147,093.00	17,738,995.18	20,642,440.06	36,528,594.94	50,165,495.06	36.12

Number of Accounts: 136

********** End of report **********

Account Number	Account Level Description Account Number	2021-22 Original Budget	September 2021-22 Monthly Activity	2021-22 FYTD Activity	2021-22 Available Funds	Encumbered Amount	2020-21 FY Activity	2021-22 FYTD %
10	EDUCATIONAL FUND							
10E960 1100 1150 30 000000	ESSER II SALARIES NON CERTI	50,000.00	0.00	40,370.00	9,630.00	0.00	6,420.00	80.74
10E960 1100 1300 30 000000	ESSER II SALARIES CERTIFY	150,000.00	1,530.00	117,464.85	32,535.15	0.00	23,228.40	78.31
10E960 1100 2100 30 000000		17,000.00	173.34	12,897.24	4,102.76	0.00	2,245.36	75.87
10E960 1100 2110 30 000000		15,000.00	151.32	10,840.68	4,159.32	0.00	2,297.32	72.27
10E960 1100 2120 30 000000		2,500.00	0.00	1,230.31	1,269.69	0.00	139.24	49.21
10E960 1100 2170 30 000000		1,000.00	9.80	746.21	253.79	0.00	148.71	74.62
10E960 1100 2220 30 000000		3,000.00	0.00	2,451.42	548.58	0.00	657.54	81.71
10E960 1100 2250 30 000000		2,600.00	26.40	1,942.64	657.36	0.00	551.36	74.72
10E000 1101 1120 00 000001	SETTLEMENT SALARY	0.00	0.00	0.00	0.00	0.00	0.00	0.00
10E000 1101 1120 00 000002	CONTRACT EXTENSION 1400	75,000.00	68,250.00	68,250.00	6,750.00	0.00	148,400.00	91.00
10E105 1101 1120 00 000000	ADAMS TEACHER SALARY	888,200.00	68,822.40	190,548.92	697,651.08	0.00	709,824.52	21.45
10E107 1101 1120 00 000000	JEFFERSON TEACHER SALARY	845,809.00	71,929.40	195,653.12	650,155.88	0.00	886,767.40	23.13
10E108 1101 1120 00 000000	LINCOLN TEACHER SALARY	1,942,100.00	161,345.76	471,898.80	1,470,201.20	0.00	1,884,158.14	24.30
10E109 1101 1120 00 000000	LONGFELLOW TEACHER SALARY	769,500.00	72,919.44	206,091.56	563,408.44	0.00	895,549.52	26.78
10E110 1101 1120 00 000000	WASHINGTON TEACHER SALARY	1,777,400.00	139,974.40	399,781.16	1,377,618.84	0.00	1,687,070.54	22.49
10E105 1101 1130 00 000000	ADAMS SALARY INCREMENT	7,000.00	511.18	1,506.86	5,493.14	0.00	6,182.68	21.53
10E107 1101 1130 00 000000	JEFFERSON SALARY INCREMENT	1,300.00	0.00	0.00	1,300.00	0.00	240.00	0.00
10E108 1101 1130 00 000000	LINCOLN SALARY INCREMENT	1,300.00	0.00	0.00	1,300.00	0.00	0.00	0.00
10E109 1101 1130 00 000000	LONGFELLOW SALARY INCREMENT	1,300.00	0.00	0.00	1,300.00	0.00	0.00	0.00
10E110 1101 1130 00 000000	WASHINGTON SALARY INCREMENT	1,500.00	0.00	30.00	1,470.00	0.00	270.00	2.00
10E107 1101 1140 00 000000	JEFFERSON AFTER SCHOOL TUTO	0.00	0.00	0.00	0.00	0.00	0.00	0.00
10E108 1101 1140 00 000000	LINCOLN AFTER SCHOOL TUTORS	500.00	0.00	0.00	500.00	0.00	0.00	0.00
10E109 1101 1140 00 000000	LONGFELLOW AFTER SCHOOL TUT	1,000.00	0.00	0.00	1,000.00	0.00	0.00	0.00
10E110 1101 1140 00 000000	WASHINGTON AFTER SCHOOL TUT	2,500.00	1,092.83	1,384.25	1,115.75	0.00	2,168.39	55.37
10E000 1101 1150 00 000000	ELEM REGISTRATION SALARY	500.00	0.00	102.80	397.20	0.00	340.00	20.56
10E105 1101 1150 00 000000	ADAMS MEDIA AIDE	14,500.00	2,235.63	2,235.63	12,264.37	0.00	12,346.91	15.42
10E105 1101 1150 00 000001	ELEM TEACHER AIDE	21,000.00	0.00	0.00	21,000.00	0.00	3,226.68	0.00
10E107 1101 1150 00 000000	JEFFERSON MEDIA AIDE	16,000.00	1,792.91	2,491.27	13,508.73	0.00	14,219.97	15.57
10E108 1101 1150 00 000000	LINCOLN MEDIA AIDE	0.00	0.00	0.00	0.00	0.00	0.00	0.00
10E109 1101 1150 00 000000	LONGFELLOW MEDIA AIDE	14,600.00	1,697.68	2,345.60	12,254.40	0.00	13,084.46	16.07
10E110 1101 1150 00 000000	WASHINGTON MEDIA AIDE	20,000.00	2,178.54	3,008.46	16,991.54	0.00	17,114.24	15.04
10E000 1101 1200 00 000000	ELEM SUB TEACHER	17,000.00	665.00	665.00	16,335.00	0.00	5,515.00	3.91
10E105 1101 1200 00 000000	ADAMS SUB TEACHER	21,000.00	760.00	760.00	20,240.00	0.00	6,840.00	3.62
10E107 1101 1200 00 000000	JEFFERSON SUB TEACHER	20,000.00	570.00	570.00	19,430.00	0.00	20,430.00	2.85
10E108 1101 1200 00 000000	LINCOLN SUB TEACHER	40,000.00	3,230.00	3,230.00	36,770.00	0.00	56,525.00	8.08
10E109 1101 1200 00 000000	LONGFELLOW SUB TEACHER	20,000.00	855.00	855.00	19,145.00	0.00	12,100.00	4.28
10E110 1101 1200 00 000000	WASHINGTON SUB TEACHER	35,000.00	2,897.50	2,897.50	32,102.50	0.00	35,870.00	8.28
10E105 1101 1250 00 000000	ADAMS MEDIA AIDE SUB	400.00	0.00	0.00	400.00	0.00	0.00	0.00

Account Number	Account Level Description Account Number	2021-22 Original Budget	September 2021-22 Monthly Activity	2021-22 FYTD Activity	2021-22 Available Funds	Encumbered Amount	2020-21 FY Activity	2021-22 FYTD %
10	EDUCATIONAL FUND							
10E107 1101 1250 00 000000	JEFFERSON MEDIA AIDE SUB	600.00	0.00	0.00	600.00	0.00	16.50	0.00
10E108 1101 1250 00 000000	LINCOLN MEDIA AIDE SUB	800.00	771.75	1,095.00	-295.00	0.00	0.00	136.88
10E109 1101 1250 00 000000	LONGFELLOW MEDIA AIDE SUB	500.00	0.00	0.00	500.00	0.00	0.00	0.00
10E110 1101 1250 00 000000	WASHINGTON MEDIA AIDE SUB	200.00	0.00	0.00	200.00	0.00	0.00	0.00
10E105 1101 1300 00 000000	ADAMS SALARY EXTRA	1,500.00	0.00	0.00	1,500.00	0.00	0.00	0.00
10E107 1101 1300 00 000000	JEFFERSON SALARY EXTRA	1,600.00	0.00	0.00	1,600.00	0.00	0.00	0.00
10E108 1101 1300 00 000000	LINCOLN SALARY EXTRA	4,800.00	0.00	0.00	4,800.00	0.00	97.50	0.00
10E109 1101 1300 00 000000	LONGFELLOW SALARY EXTRA	1,000.00	0.00	0.00	1,000.00	0.00	30.00	0.00
10E110 1101 1300 00 000000	WASHINGTON SALARY EXTRA	2,500.00	0.00	112.50	2,387.50	0.00	2,070.00	4.50
10E107 1101 2100 00 000000	JEFFERSON TRS-R	0.00	0.00	0.00	0.00	0.00	0.00	0.00
10E108 1101 2100 00 000000	LINCOLN TRS-R	0.00	0.00	0.00	0.00	0.00	0.00	0.00
10E109 1101 2100 00 000000	LONGFELLOW TRS-R	0.00	0.00	0.00	0.00	0.00	0.00	0.00
10E110 1101 2100 00 000000	WASHINGTON TRS-R	0.00	0.00	3.40	-3.40	0.00	7.22	0.00
10E000 1101 2110 00 000000	ELEM TEACHER RETIREMENT	3,410.00	0.00	3,403.28	6.72	0.00	8.90	99.80
10E000 1101 2110 00 000002		8,000.00	6,750.88	6,750.88	1,249.12	0.00	14,676.76	84.39
10E105 1101 2110 00 000000	ADAMS TRS	89,000.00	6,857.18	6,857.18	82,142.82	0.00	73,044.60	7.70
10E107 1101 2110 00 000000	JEFFERSON TRS	84,000.00	7,113.88	7,113.88	76,886.12	0.00	86,750.14	8.47
10E108 1101 2110 00 000000	LINCOLN TRS	193,000.00	15,957.22	15,957.22	177,042.78	0.00	188,407.93	8.27
10E109 1101 2110 00 000000	LONGFELLOW TRS	80,000.00	7,211.79	7,211.79	72,788.21	0.00	88,180.66	9.01
10E110 1101 2110 00 000000	WASHINGTON TRS	177,000.00	13,843.61	13,857.72	163,142.28	0.00	169,488.95	7.83
10E105 1101 2120 00 000000	ADAMS IMRF	725.00	105.33	105.33	619.67	0.00	581.76	14.53
10E107 1101 2120 00 000000	JEFFERSON IMRF	1,050.00	84.48	117.39	932.61	0.00	670.81	11.18
10E108 1101 2120 00 000000	LINCOLN IMRF	0.00	0.00	0.00	0.00	0.00	0.00	0.00
10E109 1101 2120 00 000000	LONGFELLOW IMRF	730.00	80.00	110.53	619.47	0.00	616.55	15.14
10E110 1101 2120 00 000000	WASHINGTON IMRF	1,000.00	154.15	206.99	793.01	0.00	908.60	20.70
10E000 1101 2170 00 000000	ELEM TRS .58%	50.00	3.84	3.84	46.16	0.00	30.49	7.68
10E000 1101 2170 00 000002		500.00	436.80	436.80	63.20	0.00	949.76	87.36
10E105 1101 2170 00 000000	ADAMS TRS .58%	6,000.00	448.27	448.27	5,551.73	0.00	4,751.68	7.47
10E107 1101 2170 00 000000	JEFFERSON TRS .58%	6,000.00	463.76	463.76	5,536.24	0.00	5,681.53	7.73
10E108 1101 2170 00 000000	LINCOLN TRS .58%	12,500.00	1,042.32	1,042.32	11,457.68	0.00	12,427.91	8.34
10E109 1101 2170 00 000000	LONGFELLOW TRS .58%	6,000.00	471.81	471.81	5,528.19	0.00	5,763.52	7.86
10E110 1101 2170 00 000000	WASHINGTON TRS .58%	12,000.00	911.00	911.90	11,088.10	0.00	11,090.46	7.60
10E000 1101 2180 00 000001	TRS SETTLEMENT	0.00	0.00	0.00	0.00	0.00	10,516.16	0.00
10E105 1101 2220 00 000000	ADAMS HEALTH INSURANCE	130,000.00	12,531.26	33,160.34	96,839.66	0.00	113,165.22	25.51
10E105 1101 2220 00 000001	ADAMS HEALTH INS AIDE	21,000.00	0.00	0.00	21,000.00	0.00	2,994.62	0.00
10E107 1101 2220 00 000000	JEFFERSON HEALTH INSURANCE	120,000.00	9,567.60	25,730.90	94,269.10	0.00	108,018.14	21.44
10E108 1101 2220 00 000000	LINCOLN HEALTH INSURANCE	300,000.00	23,678.76	66,818.09	233,181.91	0.00	265,076.32	22.27
10E109 1101 2220 00 000000	LONGFELLOW HEALTH INSURANCE	125,000.00	11,244.66	30,448.00	94,552.00	0.00	111,150.86	24.36

Account Number	Account Level Description Account Number	2021-22 Original Budget	September 2021-22 Monthly Activity	2021-22 FYTD Activity	2021-22 Available Funds	Encumbered Amount	2020-21 FY Activity	2021-22 FYTD %
10	EDUCATIONAL FUND							
10E110 1101 2220 00 000000	WASHINGTON HEALTH INSURANCE	250,000.00	17,621.02	51,700.82	198,299.18	0.00	227,248.94	20.68
10E000 1101 2250 00 000000	ELEM TRS HEALTH INS	2,110.00	4.44	2,112.26	-2.26	0.00	46.30	100.11
10E000 1101 2250 00 000002		1,300.00	1,177.80	1,177.80	122.20	0.00	3,498.74	90.60
10E105 1101 2250 00 000000	ADAMS TRS HEALTH INS	15,500.00	1,201.34	1,201.34	14,298.66	0.00	17,413.50	7.75
10E107 1101 2250 00 000000	JEFFERSON TRS HEALTH INS	15,000.00	1,244.81	1,244.81	13,755.19	0.00	20,864.52	8.30
10E108 1101 2250 00 000000	LINCOLN TRS HEALTH INS	43,500.00	2,794.56	2,794.56	40,705.44	0.00	45,243.84	6.42
10E109 1101 2250 00 000000	LONGFELLOW TRS HEALTH INSUR	15,000.00	1,263.84	1,263.84	13,736.16	0.00	21,058.10	8.43
10E110 1101 2250 00 000000	WASHINGTON TRS HEALTH INS	31,000.00	2,432.16	2,434.63	28,565.37	0.00	40,377.38	7.85
10E000 1101 3190 00 000000	ELEM OTHER PURCHASED SERV	18,000.00	0.00	0.00	18,000.00	0.00	16,798.90	0.00
10E105 1101 3190 00 000000	ADAMS OTHER PURCHASED SERVI	2,000.00	120.00	420.00	1,580.00	0.00	1,560.00	21.00
10E107 1101 3190 00 000000	JEFFERSON OTHER PURCHASED S	500.00	0.00	0.00	500.00	0.00	0.00	0.00
10E108 1101 3190 00 000000	LINCOLN OTHER PURCHASED SER	1,500.00	0.00	0.00	1,500.00	0.00	250.00	0.00
10E109 1101 3190 00 000000	LONGFELLOW OTHER PURCHASED	200.00	0.00	0.00	200.00	0.00	0.00	0.00
10E110 1101 3190 00 000000	WASHINGTON OTHER PURCHASED	500.00	0.00	0.00	500.00	0.00	0.00	0.00
10E105 1101 3230 00 000000	ADAMS EQUIP MAINT/USAGE	200.00	0.00	0.00	200.00	0.00	0.00	0.00
10E107 1101 3230 00 000000	JEFFERSON EQUIP MAINT/USAGE	200.00	0.00	0.00	200.00	0.00	0.00	0.00
10E108 1101 3230 00 000000	LINCOLN EQUIP MAINT/USAGE	200.00	0.00	0.00	200.00	0.00	129.00	0.00
10E109 1101 3230 00 000000	LONGFELLOW EQUIP MAINT/USAG	200.00	0.00	0.00	200.00	0.00	0.00	0.00
10E110 1101 3230 00 000000	WASHINGTON EQUIP MAINT/USAG	200.00	0.00	0.00	200.00	0.00	0.00	0.00
10E105 1101 3320 00 000000	ADAMS TRAVEL	1,000.00	0.00	128.00	872.00	0.00	287.00	12.80
10E107 1101 3320 00 000000	JEFFERSON TRAVEL	250.00	0.00	199.00	-347.00	0.00	120.00	79.60
10E108 1101 3320 00 000000	LINCOLN TRAVEL	500.00	0.00	0.00	402.59	0.00	492.50	0.00
10E109 1101 3320 00 000000	LONGFELLOW TRAVEL	500.00	0.00	240.80	259.20	0.00	187.61	48.16
10E110 1101 3320 00 000000	WASHINGTON TRAVEL	1,000.00	0.00	0.00	1,000.00	0.00	426.46	0.00
10E000 1101 3400 00 000000	ELEM COMMUNICATION/POSTAGE	0.00	0.00	0.00	0.00	0.00	11,567.47	0.00
10E105 1101 3400 00 000000	ADAMS POSTAGE	1,000.00	111.00	111.00	889.00	0.00	700.86	11.10
10E107 1101 3400 00 000000	JEFFERSON POSTAGE	1,000.00	0.00	105.30	894.70	0.00	808.34	10.53
10E108 1101 3400 00 000000	LINCOLN POSTAGE	2,000.00	0.00	147.00	1,853.00	0.00	1,441.00	7.35
10E109 1101 3400 00 000000	LONGFELLOW POSTAGE	2,000.00	0.00	0.00	2,000.00	0.00	663.86	0.00
10E110 1101 3400 00 000000	WASHINGTON POSTAGE	3,000.00	0.00	0.00	3,000.00	0.00	1,649.39	0.00
10E105 1101 3600 00 000000	ADAMS COPIER	4,000.00	253.48	446.96	3,553.04	0.00	2,321.20	11.17
10E107 1101 3600 00 000000	JEFFERSON COPIER	4,000.00	368.44	676.88	3,323.12	0.00	3,689.32	16.92
10E108 1101 3600 00 000000	LINCOLN COPIER	6,000.00	426.63	793.26	5,206.74	0.00	4,390.98	13.22
10E109 1101 3600 00 000000	LONGFELLOW COPIER	3,000.00	254.18	448.36	2,551.64	0.00	2,274.71	14.95
10E110 1101 3600 00 000000	WASHINGTON COPIER	7,000.00	442.05	824.10	6,175.90	0.00	4,572.74	11.77
10E000 1101 4100 00 000000	ELEM SUPPLIES	77,800.00	0.00	3,181.45	74,618.55	0.00	76,286.89	4.09
10E000 1101 4100 00 000001	DONATION SUPPLIES	18,000.00	784.22	1,687.73	14,313.27	1,999.00	7,976.03	9.38
10E105 1101 4100 00 000000	ADAMS SUPPLIES	18,000.00	1,586.43	2,997.07	13,231.49	1,063.58	16,003.41	16.65

Account Number	Account Level Description Account Number	2021-22 Original Budget	September 2021-22 Monthly Activity	2021-22 FYTD Activity	2021-22 Available Funds	Encumbered Amount	2020-21 FY Activity	2021-22 FYTD %
10	EDUCATIONAL FUND							
10E107 1101 4100 00 000000	JEFFERSON SUPPLIES	16,000.00	2,695.33	3,446.56	10,878.76	1,638.59	14,431.99	21.54
10E108 1101 4100 00 000000	LINCOLN SUPPLIES	19,500.00	3,131.90	5,197.24	9,646.26	4,611.58	11,229.99	26.65
10E109 1101 4100 00 000000	LONGFELLOW SUPPLIES	11,000.00	4,596.42	4,914.32	5,026.21	1,059.47	8,243.38	44.68
10E110 1101 4100 00 000000	WASHINGTON SUPPLIES	18,000.00	5,068.73	6,330.51	9,051.97	2,363.90	14,755.03	35.17
10E105 1101 4130 00 000000	ADAMS VOCAL MUSIC	0.00	0.00	0.00	0.00	0.00	0.00	0.00
10E107 1101 4130 00 000000	JEFFERSON VOCAL MUSIC	0.00	0.00	0.00	0.00	0.00	0.00	0.00
10E108 1101 4130 00 000000	LINCOLN VOCAL MUSIC	0.00	0.00	0.00	0.00	0.00	0.00	0.00
10E109 1101 4130 00 000000	LONGFELLOW VOCAL MUSIC	0.00	0.00	0.00	0.00	0.00	0.00	0.00
10E110 1101 4130 00 000000	WASHINGTON VOCAL MUSIC	0.00	0.00	0.00	0.00	0.00	0.00	0.00
10E105 1101 4140 00 000000	ADAMS INSTRUMENTAL MUSIC	1,500.00	0.00	0.00	-550.80	2,050.80	761.04	0.00
10E000 1101 4200 00 000000	ELEM TEXTBOOKS	10,500.00	0.00	0.00	10,500.00	0.00	10,605.83	0.00
10E105 1101 4200 00 000000	ADAMS TEXTBOOKS	0.00	0.00	0.00	0.00	0.00	0.00	0.00
10E107 1101 4200 00 000000	JEFFERSON TEXTBOOKS	0.00	0.00	0.00	0.00	0.00	0.00	0.00
10E108 1101 4200 00 000000	LINCOLN TEXTBOOKS	0.00	0.00	0.00	0.00	0.00	0.00	0.00
10E109 1101 4200 00 000000	LONGFELLOW TEXTBOOKS	0.00	0.00	0.00	0.00	0.00	0.00	0.00
10E110 1101 4200 00 000000	WASHINGTON TEXTBOOKS	0.00	0.00	0.00	0.00	0.00	0.00	0.00
10E105 1101 5400 00 000000	ADAMS CAPITAL OUTLAY	600.00	0.00	0.00	600.00	0.00	0.00	0.00
10E107 1101 5400 00 000000	JEFFERSON CAPITAL OUTLAY	600.00	0.00	0.00	-1,255.00	1,855.00	579.00	0.00
10E108 1101 5400 00 000000	LINCOLN CAPITAL OUTLAY	4,000.00	0.00	0.00	4,000.00	0.00	3,622.31	0.00
10E109 1101 5400 00 000000	LONGFELLOW CAPITAL OUTLAY	600.00	0.00	0.00	-1,522.20	2,122.20	0.00	0.00
10E110 1101 5400 00 000000	WASHINGTON CAPITAL OUTLAY	600.00	0.00	0.00	600.00	0.00	539.99	0.00
10E105 1101 6400 00 000000	ADAMS DUES FEES	100.00	0.00	0.00	100.00	0.00	0.00	0.00
10E107 1101 6400 00 000000	JEFFERSON DUES FEES	100.00	0.00	0.00	100.00	0.00	0.00	0.00
10E108 1101 6400 00 000000	LINCOLN DUES FEES	100.00	0.00	0.00	100.00	0.00	0.00	0.00
10E109 1101 6400 00 000000	LONGFELLOW DUES FEES	100.00	0.00	0.00	100.00	0.00	0.00	0.00
10E110 1101 6400 00 000000	WASHINGTON DUES FEES	100.00	0.00	0.00	100.00	0.00	0.00	0.00
10E105 1101 8000 00 000000	ADAMS POST RETIRMENT	0.00	0.00	0.00	0.00	0.00	0.00	0.00
10E107 1101 8000 00 000000	JEFFERSON POST RETIRMENT	7,259.00	0.00	7,259.00	0.00	0.00	8,734.00	100.00
10E108 1101 8000 00 000000	LINCOLN POST RETIRMENT	7,713.00	0.00	7,712.30	0.70	0.00	0.00	99.99
10E109 1101 8000 00 000000	LONGFELLOW POST RETIREMENT	7,355.00	0.00	7,355.00	0.00	0.00	0.00	100.00
10E110 1101 8000 00 000000	WASHINGTON POST RETIRMENT	9,873.00	0.00	9,872.23	0.77	0.00	4,429.09	99.99
10E204 1102 1120 00 000000	JH SALARY	2,780,000.00	249,430.96	686,256.80	2,093,743.20	0.00	2,793,044.72	24.69
10E204 1102 1130 00 000000	JH TEACHER INCREMENT	40,000.00	1,805.06	5,090.86	34,909.14	0.00	19,639.44	12.73
10E204 1102 1200 00 000000	JH SUB TEACHER SALARY	50,000.00	3,610.00	3,610.00	46,390.00	0.00	34,450.00	7.22
10E204 1102 1300 00 000000	JH SALARY EXTRA	40,000.00	445.50	1,008.00	38,992.00	0.00	3,585.60	2.52
10E204 1102 2110 00 000000	JH TEACHER RETIREMENT	285,000.00	24,891.50	26,408.66	258,591.34	0.00	277,174.92	9.27
10E204 1102 2160 00 000000	TRS PAYMENT ADJUSTMENT	0.00	0.00	0.00	0.00	0.00	0.00	0.00
10E204 1102 2170 00 000000	JH TRS .58%	20,000.00	1,622.37	1,625.97	18,374.03	0.00	18,000.14	8.13

Account Number	Account Level Description Account Number	2021-22 Original Budget	September 2021-22 Monthly Activity	2021-22 FYTD Activity	2021-22 Available Funds	Encumbered Amount	2020-21 FY Activity	2021-22 FYTD %
10	EDUCATIONAL FUND							
10E204 1102 2220 00 000000	JH HEALTH INSURANCE	440,000.00	40,415.80	104,481.37	335,518.63	0.00	383,095.50	23.75
10E204 1102 2250 00 000000	JH TRS HEALTH INSURANCE	60,000.00	4,355.11	5,270.01	54,729.99	0.00	67,137.35	8.78
10E204 1102 3190 00 000000	JH PURCHASED SERVICES	5,000.00	0.00	842.21	4,157.79	0.00	4,065.25	16.84
10E204 1102 3230 00 000000	JH EQUIPMENT MAINTENANCE/US	1,000.00	87.50	87.50	912.50	0.00	252.70	8.75
10E204 1102 3320 00 000000	JH TRAVEL	5,000.00	1,821.98	1,821.98	3,127.02	1.00	1,956.75	36.44
10E204 1102 3400 00 000000	JH COMMUNICATION/POSTAGE	4,000.00	0.00	0.00	4,000.00	0.00	2,946.04	0.00
10E204 1102 3600 00 000000	JH COPYING	6,000.00	639.74	1,219.48	4,780.52	0.00	6,941.02	20.32
10E204 1102 4100 00 000000	JH SUPPLIES	38,000.00	4,105.88	24,034.16	7,329.91	6,635.93	19,553.07	63.25
10E204 1102 4100 00 000001	Donation/Student Council Su	0.00	0.00	0.00	-1,930.50	1,930.50	0.00	0.00
10E204 1102 4110 00 000000	JH RE-SALE ITEMS	8,000.00	0.00	0.00	8,000.00	0.00	7,155.00	0.00
10E204 1102 4130 00 000000	JH VOCAL MUSIC	5,000.00	0.00	0.00	2,780.08	2,171.93	3,967.51	0.00
10E204 1102 4140 00 000000	JH INSTRUMENTAL MUSIC	9,000.00	1,286.53	1,462.53	5,502.02	2,035.45	5,582.15	16.25
10E204 1102 4200 00 000000	JH TEXTBOOKS	80,000.00	0.00	71,847.33	8,152.67	0.00	61,093.64	89.81
10E204 1102 5400 00 000000	JH CAPITAL OUTLAY	3,000.00	0.00	955.19	1,145.81	899.00	639.00	31.84
10E204 1102 5400 00 000001	JH CAPITAL OUTLAY 2500+	0.00	0.00	0.00	0.00	0.00	0.00	0.00
10E204 1102 5440 00 000000	JH CAPITAL OUTLAY MUSIC	11,000.00	0.00	0.00	1,524.70	9,475.30	11,551.75	0.00
10E204 1102 6400 00 000000	JH DUES/FEES	6,000.00	0.00	0.00	6,000.00	0.00	1,159.50	0.00
10E204 1102 8000 00 000000	JH POST RETIREMENT	11,359.00	0.00	11,359.00	0.00	0.00	40,665.66	100.00
10E105 1103 1120 00 000000	HS EXT TEACHER SALARY	205,000.00	17,075.44	49,934.60	155,065.40	0.00	193,065.12	24.36
10E303 1103 1120 00 000000	HS SALARY	3,992,000.00	330,950.28	937,100.64	3,054,899.36	0.00	3,873,751.25	23.47
10E303 1103 1130 00 000000	HS SALARY INCREMENT	90,000.00	7,770.02	21,167.58	68,832.42	0.00	87,522.70	23.52
10E303 1103 1130 00 000001	HS 3 CIRCLE AG GRANT SALARY	7,505.00	0.00	0.00	7,505.00	0.00	9,017.89	0.00
10E303 1103 1130 00 000002	LOCAL 3 CIRCLE AG GRANT SAL	10,000.00	1,643.70	4,798.38	5,201.62	0.00	7,627.38	47.98
10E303 1103 1150 00 000000	HS SALARY AIDE/EXTRA	0.00	0.00	0.00	0.00	0.00	0.00	0.00
10E105 1103 1200 00 000000	ADAMS SUB TEACHER	2,500.00	0.00	0.00	2,500.00	0.00	630.00	0.00
10E303 1103 1200 00 000000	HS SUB TEACHER	60,000.00	3,182.50	3,182.50	56,817.50	0.00	77,735.00	5.30
10E303 1103 1300 00 000000	HS SALARY EXTRA	25,000.00	1,354.50	2,314.50	22,685.50	0.00	2,475.00	9.26
10E105 1103 2110 00 000000	HS TRS 9.4% Adams	20,500.00	1,688.78	1,688.78	18,811.22	0.00	19,304.98	8.24
10E303 1103 2110 00 000000	HS TRS 9%	407,000.00	32,841.14	35,342.37	371,657.63	0.00	386,370.81	8.68
10E303 1103 2110 00 000001	HS 3 CIRCLE AG GRANT TRS 9%	950.00	0.00	0.00	950.00	0.00	898.34	0.00
10E303 1103 2110 00 000002	LOCAL 3 CIRCLE AG GRANT TRS	950.00	162.56	162.56	787.44	0.00	767.74	17.11
10E303 1103 2120 00 000000	HS IMRF	3,800.00	311.04	913.16	2,886.84	0.00	3,612.15	24.03
10E105 1103 2170 00 000000	HS TRS .58% Adams	1,400.00	109.32	109.32	1,290.68	0.00	1,253.05	7.81
10E303 1103 2170 00 000000	HS TRS .58%	27,000.00	2,143.58	2,163.52	24,836.48	0.00	25,366.00	8.01
10E303 1103 2170 00 000001	HS 3 CIRCLE AG GRANT .58%	60.00	0.00	0.00	60.00	0.00	58.10	0.00
10E303 1103 2170 00 000002	LOCAL 3 CIRCLE AG GR TRS .5	60.00	10.54	10.54	49.46	0.00	49.67	17.57
10E105 1103 2220 00 000000	HS EXT HEALTH INSURANCE	38,500.00	3,172.08	9,227.86	29,272.14	0.00	34,342.22	23.97
10E303 1103 2220 00 000000	HS HEALTH INSURANCE	600,000.00	56,474.42	147,327.70	452,672.30	0.00	540,118.00	24.55

Account Number	Account Level Description Account Number	2021-22 Original Budget	September 2021-22 Monthly Activity	2021-22 FYTD Activity	2021-22 Available Funds	Encumbered Amount	2020-21 FY Activity	2021-22 FYTD %
10	EDUCATIONAL FUND							
10E303 1103 2225 00 000002	LOCAL 3 CIRCLE AG GR TRS TH	0.00	0.00	0.00	0.00	0.00	0.00	0.00
10E105 1103 2250 00 000000	HS TRS Health ADAMS	4,700.00	294.60	294.60	4,405.40	0.00	4,638.67	6.27
10E303 1103 2250 00 000000	HS TRS HEALTH INSURANCE	80,000.00	5,749.52	7,161.62	72,838.38	0.00	92,873.55	8.95
10E303 1103 2250 00 000001	HS 3 CIRCLE AG GRANT TRS H.	170.00	0.00	0.00	170.00	0.00	225.96	0.00
10E303 1103 2250 00 000002	LOCAL 3 CIRCLE TRS HEALTH I	170.00	28.36	28.36	141.64	0.00	192.61	16.68
10E303 1103 3190 00 000000	HS PURCHASED SERVICES	60,000.00	0.00	33,446.18	26,553.82	0.00	36,839.23	55.74
10E303 1103 3190 00 000001	HS OTHER PURCHASED SERVICES	5,000.00	0.00	1,589.00	3,411.00	0.00	0.00	31.78
10E303 1103 3190 00 000002	HS TUITION	12,000.00	100.00	350.00	11,500.00	0.00	9,669.00	2.92
10E303 1103 3220 00 000000	HS CLEANING SERVICES	7,000.00	535.00	535.00	5,006.25	1,458.75	4,155.70	7.64
10E303 1103 3230 00 000000	HS EQUIP MAINT/USAGE	1,500.00	0.00	0.00	1,500.00	0.00	0.00	0.00
10E303 1103 3320 00 000000	HS TRAVEL	20,000.00	0.00	0.00	18,603.85	1,321.15	1,248.77	0.00
10E303 1103 3400 00 000000	HS COMMUNICATION/POSTAGE	8,000.00	0.00	0.00	8,000.00	0.00	5,522.12	0.00
10E303 1103 3600 00 000000	HS COPIERS	12,000.00	838.82	1,617.64	10,382.36	0.00	9,413.43	13.48
10E303 1103 3630 00 000000	HS YEARBOOK	16,000.00	0.00	0.00	16,000.00	0.00	2,400.00	0.00
10E000 1103 4100 00 000001	DIST. CLASS/OFF FURN	35,000.00	4,239.94	10,463.29	11,589.95	12,946.76	32,151.87	29.90
10E303 1103 4100 00 000000	HS SUPPLIES	110,000.00	15,867.49	27,824.08	51,213.51	30,504.51	85,795.01	25.29
10E303 1103 4100 00 000003	MHS DR DONATION SUPPLIES	20,000.00	0.00	0.00	20,000.00	0.00	25,687.00	0.00
10E303 1103 4100 00 000004	HS AG GRANT SUPPLIES	3,000.00	0.00	218.50	2,781.50	0.00	2,554.13	7.28
10E303 1103 4100 00 000005	HS SUPPLIESR	8,000.00	0.00	0.00	70.85	7,929.15	6,193.96	0.00
10E303 1103 4110 00 000000	HS RE-SALE ITEMS	3,000.00	4,515.21	4,515.21	-1,515.21	0.00	1,930.50	150.51
10E303 1103 4130 00 000000	HS VOCAL MUSIC	4,000.00	60.00	1,913.54	2,111.46	0.00	7,689.82	47.84
10E303 1103 4130 00 000001	MADIGRAL EXPENSE	11,000.00	0.00	0.00	11,000.00	0.00	1,273.25	0.00
10E303 1103 4130 00 000002	SPRING MUSICAL EXPENSE	14,700.00	0.00	0.00	14,700.00	0.00	700.00	0.00
10E303 1103 4140 00 000000	HS INSTRUMENTAL MUSIC	18,000.00	3,193.75	3,193.75	10,779.93	4,251.32	7,475.60	17.74
10E303 1103 4141 00 000000	BAND UNIFORMS	0.00	0.00	0.00	0.00	0.00	0.00	0.00
10E303 1103 4200 00 000000	HS TEXTBOOKS	45,000.00	5,710.44	14,368.21	25,740.29	4,891.50	3,810.45	31.93
10E303 1103 5400 00 000000	HS CAPITAL OUTLAY	10,000.00	0.00	689.00	9,311.00	0.00	1,368.00	6.89
10E303 1103 5400 00 000004	HS AG GRANT CAPITAL OUTLAY	800.00	0.00	0.00	-835.19	1,635.19	646.93	0.00
10E303 1103 5440 00 000000	HS MUSIC CAPITAL OUTLAY	21,000.00	0.00	0.00	15,039.05	5,960.95	1,495.00	0.00
10E303 1103 5440 00 000001	HS MUSIC DONATION EQUIP	0.00	0.00	0.00	0.00	0.00	0.00	0.00
10E303 1103 6400 00 000000	HS DUES/FEES	7,000.00	453.00	453.00	6,487.00	60.00	950.38	6.47
10E303 1103 8000 00 000000	HS POST RETIREMENT	6,825.00	0.00	6,825.00	0.00	0.00	7,157.66	100.00
10E000 1200 3140 12 000000	WCSED - STIPENDS	0.00	0.00	0.00	0.00	0.00	0.00	0.00
10E902 1250 1120 30 000000	TITLE I SALARY	630,000.00	4,885.18	4,885.18	625,114.82	0.00	0.00	0.78
10E902 1250 1120 30 105000	ADAMS TITLE I SALARY	0.00	4,582.94	4,582.94	-4,582.94	0.00	8,466.84	0.00
10E902 1250 1120 30 107000	JEFFERSON TITLE I SALARY	0.00	8,031.88	8,031.88	-8,031.88	0.00	14,883.76	0.00
10E902 1250 1120 30 108000	LINCOLN TITLE I SALARY	0.00	8,819.80	8,819.80	-8,819.80	0.00	25,845.92	0.00
10E902 1250 1120 30 109000	LONGFELLOW TITLE I SALARY	0.00	7,297.16	7,297.16	-7,297.16	0.00	26,614.08	0.00

Account Number	Account Level Description Account Number	2021-22 Original Budget	September 2021-22 Monthly Activity	2021-22 FYTD Activity	2021-22 Available Funds	Encumbered Amount	2020-21 FY Activity	2021-22 FYTD %
10	EDUCATIONAL FUND							
10E902 1250 1120 30 110000	WASHINGTON TITLE I SALARY	0.00	17,748.36	17,748.36	-17,748.36	0.00	23,528.56	0.00
10E930 1250 1120 30 000000	TITLE I: SAL, TEACHER	74,572.00	0.00	1,053.88	73,518.12	0.00	25,604.04	1.41
10E930 1250 1120 30 105000	ADAMS TITLE I SALARY	0.00	0.00	8,748.12	-8,748.12	0.00	43,740.60	0.00
10E930 1250 1120 30 107000	JEFFERSON TITLE I SALARY	0.00	0.00	15,546.24	-15,546.24	0.00	77,731.20	0.00
10E930 1250 1120 30 108000	LINCOLN TITLE I SALARY	0.00	0.00	11,291.60	-11,291.60	0.00	137,486.24	0.00
10E930 1250 1120 30 109000	LONGFELLOW TITLE I SALARY	0.00	0.00	14,113.52	-14,113.52	0.00	70,567.60	0.00
10E930 1250 1120 30 110000	WASHINGTON TITLE I SALARY	0.00	0.00	24,872.24	-24,872.24	0.00	205,746.16	0.00
10E935 1250 1120 00 000004	TITLE SIP JH SALARY	8,000.00	0.00	0.00	8,000.00	0.00	0.00	0.00
10E935 1250 1120 00 000005	TITLE SIP AD SALARY	2,000.00	0.00	0.00	2,000.00	0.00	0.00	0.00
10E960 1250 1120 30 000000	Esser II Salary	294,000.00	20,394.72	23,058.12	270,941.88	0.00	0.00	7.84
10E936 1250 1130 00 000004	Title SIP MJHS Stipend	0.00	0.00	0.00	0.00	0.00	30.00	0.00
10E936 1250 1130 00 000005	Title SIP Adams Stipend	0.00	0.00	0.00	0.00	0.00	0.00	0.00
10E965 1250 1130 30 000000	ESSER III CERT SALARY	150,000.00	4,538.74	5,854.99	144,145.01	0.00	0.00	3.90
10E965 1250 1150 30 000000	ESSER III SALARIES	100,000.00	0.00	0.00	100,000.00	0.00	0.00	0.00
10E940 1250 1190 30 000000	Esser Grant Salary	0.00	0.00	0.00	0.00	0.00	829.80	0.00
10E960 1250 1200 30 000000		0.00	0.00	0.00	0.00	0.00	0.00	0.00
10E965 1250 1200 30 000000		0.00	0.00	0.00	0.00	0.00	0.00	0.00
10E930 1250 1300 30 000000	TITLE I SUMMER SCHOOL	219,000.00	0.00	218,426.25	573.75	0.00	0.00	99.74
10E902 1250 2100 30 000000	TITLE I FEDERAL TRS	72,000.00	553.48	553.48	71,446.52	0.00	0.00	0.77
10E902 1250 2100 30 105000	AD TITLE I TRS	0.00	519.24	519.24	-519.24	0.00	0.00	0.00
10E902 1250 2100 30 107000	JE TITLE I TRS	0.00	910.00	910.00	-910.00	0.00	0.00	0.00
10E902 1250 2100 30 108000	LI TITILE I TRS	0.00	999.26	999.26	-999.26	0.00	0.00	0.00
10E902 1250 2100 30 109000	LO TITILE I TRS	0.00	826.76	826.76	-826.76	0.00	0.00	0.00
10E902 1250 2100 30 110000	WA TITLE I TRS	0.00	2,010.84	2,010.84	-2,010.84	0.00	0.00	0.00
10E930 1250 2100 30 000000	TITLE I: TRS BRD 10.5	37,100.00	0.00	37,018.36	81.64	0.00	2,928.97	99.78
10E930 1250 2100 30 105000	AD TITLE I TRS	0.00	0.00	0.00	0.00	0.00	5,003.80	0.00
10E930 1250 2100 30 107000	JE TITLE I TRS	0.00	0.00	0.00	0.00	0.00	8,892.01	0.00
10E930 1250 2100 30 108000	LI TITLE I TRS	0.00	0.00	0.00	0.00	0.00	15,727.79	0.00
10E930 1250 2100 30 109000	LO TITILE I TRS	0.00	-0.02	-0.02	0.02	0.00	8,072.41	0.00
10E930 1250 2100 30 110000	WA TITLE I TRS	0.00	0.00	0.00	0.00	0.00	23,536.47	0.00
10E935 1250 2100 00 000004	TITLE SIP FED TRS	907.00	0.00	0.00	907.00	0.00	0.00	0.00
10E935 1250 2100 00 000005	TITLE SIP FED TRS	227.00	0.00	0.00	227.00	0.00	0.00	0.00
10E960 1250 2100 30 000000		0.00	2,310.66	2,612.42	-2,612.42	0.00	0.00	0.00
10E965 1250 2100 30 000000	ESSER III FED TRS	17,000.00	514.23	663.36	16,336.64	0.00	0.00	3.90
10E902 1250 2110 30 000000	TITLE I 9% TRS	62,500.00	483.15	483.15	62,016.85	0.00	0.00	0.77
10E902 1250 2110 30 105000	AD TITLE I TRS	0.00	453.26	453.26	-453.26	0.00	0.00	0.00
10E902 1250 2110 30 107000	JE TITLE I TRS	0.00	794.38	794.38	-794.38	0.00	0.00	0.00
10E902 1250 2110 30 108000	LI TITLE I TRS	0.00	872.30	872.30	-872.30	0.00	0.00	0.00

Account Number	Account Level Description Account Number	2021-22 Original Budget	September 2021-22 Monthly Activity	2021-22 FYTD Activity	2021-22 Available Funds	Encumbered Amount	2020-21 FY Activity	2021-22 FYTD %
10	EDUCATIONAL FUND							
10E902 1250 2110 30 109000	LO TITLE I TRS	0.00	721.70	721.70	-721.70	0.00	0.00	0.00
10E902 1250 2110 30 110000	WA TITLE I TRS	0.00	1,755.34	1,755.34	-1,755.34	0.00	0.00	0.00
10E930 1250 2110 30 000000	TITLE I: TRS BRD 9.8901%	21,550.00	0.00	21,653.39	-103.39	0.00	2,532.27	100.48
10E930 1250 2110 30 105000	AD TITLE I TRS	0.00	0.00	0.00	0.00	0.00	5,191.19	0.00
10E930 1250 2110 30 107000	JE TITLE I TRS	0.00	0.00	0.00	0.00	0.00	9,225.32	0.00
10E930 1250 2110 30 108000	LI TITLE I TRS	0.00	0.00	0.00	0.00	0.00	14,714.31	0.00
10E930 1250 2110 30 109000	LO TITLE I TRS	0.00	0.00	0.00	0.00	0.00	8,375.04	0.00
10E930 1250 2110 30 110000	WA TITLE I TRS	0.00	0.00	0.00	0.00	0.00	22,808.21	0.00
10E935 1250 2110 00 000004	TITLE SIP TRS	792.00	0.00	0.00	792.00	0.00	0.00	0.00
10E935 1250 2110 00 000005	TITLE SIP TRS	198.00	0.00	0.00	198.00	0.00	0.00	0.00
10E960 1250 2110 30 000000		0.00	2,017.05	2,280.46	-2,280.46	0.00	0.00	0.00
10E965 1250 2110 30 000000	ESSER III TRS	15,000.00	448.88	579.06	14,420.94	0.00	0.00	3.86
10E902 1250 2120 30 000000	TITLE I IMRF	0.00	0.00	0.00	0.00	0.00	0.00	0.00
10E940 1250 2120 30 000000	Esser Grant-IMRF-Employee	0.00	0.00	0.00	0.00	0.00	0.00	0.00
10E965 1250 2120 30 000000	ESSER III IMRF	5,000.00	0.00	0.00	5,000.00	0.00	0.00	0.00
10E940 1250 2140 30 000000	Esser Grant Medicare	0.00	0.00	0.00	0.00	0.00	0.00	0.00
10E902 1250 2170 30 000000	TITLE I .58% TRS	4,100.00	31.28	31.28	4,068.72	0.00	0.00	0.76
10E902 1250 2170 30 105000	AD TITLE I .58% TRS	0.00	29.34	29.34	-29.34	0.00	0.00	0.00
10E902 1250 2170 30 107000	JE TITLE I .58% TRS	0.00	51.42	51.42	-51.42	0.00	0.00	0.00
10E902 1250 2170 30 108000	LI TITLE I .58% TRS	0.00	56.46	56.46	-56.46	0.00	0.00	0.00
10E902 1250 2170 30 109000	LO TITLE I .58% TRS	0.00	46.72	46.72	-46.72	0.00	0.00	0.00
10E902 1250 2170 30 110000	WA TITLE I .58% TRS	0.00	113.62	113.62	-113.62	0.00	0.00	0.00
10E930 1250 2170 30 000000	TITLE I: TRS .58%	1,399.00	0.00	1,404.77	-5.77	0.00	163.92	100.41
10E930 1250 2170 30 105000	AD TITLE I .58% TRS	0.00	0.00	0.00	0.00	0.00	335.98	0.00
10E930 1250 2170 30 107000	JE TITLE I .58% TRS	0.00	0.00	0.00	0.00	0.00	597.09	0.00
10E930 1250 2170 30 108000	LI TITLE I .58% TRS	0.00	0.00	0.00	0.00	0.00	952.53	0.00
10E930 1250 2170 30 109000	LO TITLE I .58% TRS	0.00	-0.02	-0.02	0.02	0.00	541.93	0.00
10E930 1250 2170 30 110000	WA TITLE I .58% TRS	0.00	0.00	0.00	0.00	0.00	1,476.41	0.00
10E935 1250 2170 00 000004	TITLE SIP TRS .58%	51.00	0.00	0.00	51.00	0.00	0.00	0.00
10E935 1250 2170 00 000005	TITLE SIP TRS .58%	13.00	0.00	0.00	13.00	0.00	0.00	0.00
10E936 1250 2170 00 000004		0.00	0.00	0.00	0.00	0.00	0.17	0.00
10E960 1250 2170 30 000000		0.00	130.57	147.62	-147.62	0.00	0.00	0.00
10E965 1250 2170 30 000000	ESSER III TRS .58%	960.00	29.05	37.48	922.52	0.00	0.00	3.90
10E940 1250 2203 30 000000	Esser Grant Health insuranc	0.00	0.00	0.00	0.00	0.00	0.00	0.00
10E902 1250 2220 30 000000	TITLE I HEALTH INSURANCE	90,000.00	0.00	0.00	90,000.00	0.00	0.00	0.00
10E902 1250 2220 30 105000	AD TITLE I HEALTH INS	0.00	657.76	657.76	-657.76	0.00	1,141.56	0.00
10E902 1250 2220 30 107000	JE TITLE I HEALTH INS	0.00	343.08	343.08	-343.08	0.00	583.58	0.00
10E902 1250 2220 30 108000	LI TITLE I HEALTH INS	0.00	2,588.26	2,588.26	-2,588.26	0.00	3,780.44	0.00

Account Number	Account Level Description Account Number	2021-22 Original Budget	September 2021-22 Monthly Activity	2021-22 FYTD Activity	2021-22 Available Funds	Encumbered Amount	2020-21 FY Activity	2021-22 FYTD %
10	EDUCATIONAL FUND							
10E902 1250 2220 30 109000	LO TITLE I HEALTH INS	0.00	2,588.26	2,588.26	-2,588.26	0.00	7,002.52	0.00
10E902 1250 2220 30 110000	WA TITLE I HEALTH INS	0.00	2,726.34	2,726.34	-2,726.34	0.00	1,725.12	0.00
10E930 1250 2220 30 000000	TITLE I: HEALTH INSURANC	16,158.00	0.00	0.00	16,158.00	0.00	0.00	0.00
10E930 1250 2220 30 105000	AD TITLE I HEALTH INS	0.00	0.00	1,255.72	-1,255.72	0.00	5,979.60	0.00
10E930 1250 2220 30 107000	JE TITLE I HEALTH INS	0.00	0.00	650.88	-650.88	0.00	3,078.00	0.00
10E930 1250 2220 30 108000	LI TITLE I HEALTH INS	0.00	0.00	2,902.80	-2,902.80	0.00	19,204.44	0.00
10E930 1250 2220 30 109000	LO TITLE I HEALTH INS	0.00	-0.02	4,941.14	-4,941.14	0.00	23,529.20	0.00
10E930 1250 2220 30 110000	WA TITLE I HEALTH INS	0.00	0.00	1,906.60	-1,906.60	0.00	16,590.60	0.00
10E940 1250 2220 30 000000	Esser Grant Health Insuranc	0.00	0.00	0.00	0.00	0.00	0.00	0.00
10E960 1250 2220 30 000000		0.00	2,942.28	4,159.06	-4,159.06	0.00	0.00	0.00
10E965 1250 2220 30 000000		0.00	1,725.50	1,725.50	-1,725.50	0.00	0.00	0.00
10E902 1250 2250 30 000000	TITLE I TRS HEALTH	11,000.00	84.29	84.29	10,915.71	0.00	0.00	0.77
10E902 1250 2250 30 105000	AD TITLE I TRS HEALTH	0.00	79.06	79.06	-79.06	0.00	-20.26	0.00
10E902 1250 2250 30 107000	JE TITLE I TRS HEALTH	0.00	138.58	138.58	-138.58	0.00	-46.37	0.00
10E902 1250 2250 30 108000	LI TITLE I TRS HEALTH	0.00	152.18	152.18	-152.18	0.00	204.50	0.00
10E902 1250 2250 30 109000	LO TITLE I TRS HEALTH	0.00	125.92	125.92	-125.92	0.00	15.12	0.00
10E902 1250 2250 30 110000	WA TITLE I TRS HEALTH	0.00	306.20	306.20	-306.20	0.00	186.16	0.00
10E930 1250 2250 30 000000	TITLE I: HEALTH INS .5%	3,800.00	0.00	3,780.99	19.01	0.00	551.46	99.50
10E930 1250 2250 30 105000	AD TITLE I TRS HEALTH	0.00	0.00	0.00	0.00	0.00	1,154.69	0.00
10E930 1250 2250 30 107000	JE TITLE I TRS HEALTH	0.00	0.00	0.00	0.00	0.00	2,214.10	0.00
10E930 1250 2250 30 108000	LI TITLE I TRS HEALTH	0.00	0.00	0.00	0.00	0.00	3,528.69	0.00
10E930 1250 2250 30 109000	LO TITLE I TRS HEALTH	0.00	-0.06	-0.06	0.06	0.00	2,013.28	0.00
10E930 1250 2250 30 110000	WA TITLE I TRS HEALTH	0.00	0.00	0.00	0.00	0.00	5,474.23	0.00
10E935 1250 2250 00 000004	TITLE SIP TRS THIS	139.00	0.00	0.00	139.00	0.00	0.00	0.00
10E935 1250 2250 00 000005	TITLE SIP TRS THIS	35.00	0.00	0.00	35.00	0.00	0.00	0.00
10E936 1250 2250 00 000004	JH TITLE SIP TRS HEALTH	0.00	0.00	0.00	0.00	0.00	0.25	0.00
10E960 1250 2250 30 000000		0.00	351.88	397.83	-397.83	0.00	0.00	0.00
10E965 1250 2250 30 000000	ESSER III TRS THIS	2,600.00	78.31	101.02	2,498.98	0.00	0.00	3.89
10E902 1250 3190 30 105000	ADAMS TITLE I PURCHASE SERV	0.00	0.00	0.00	0.00	0.00	0.00	0.00
10E902 1250 3190 30 107000	JEFFERSON TITLE I PURCHASE	0.00	0.00	0.00	0.00	0.00	0.00	0.00
10E902 1250 3190 30 108000	LINCOLN TITLE I PURCHASE SE	0.00	0.00	0.00	0.00	0.00	2,030.82	0.00
10E902 1250 3190 30 109000	LONFELLOW TITLE I PURCHASE	0.00	0.00	0.00	0.00	0.00	0.00	0.00
10E902 1250 3190 30 110000	WASHINGTO TITLE I PURCHASE	0.00	0.00	0.00	0.00	0.00	0.00	0.00
10E930 1250 3190 30 000000	Title I Contractual Service	0.00	0.00	0.00	0.00	0.00	0.00	0.00
10E930 1250 3190 30 105000	Title 1 Contractual Service	0.00	0.00	0.00	0.00	0.00	1,600.00	0.00
10E930 1250 3190 30 107000	Title 1 Contractual Service	0.00	0.00	0.00	0.00	0.00	5,000.00	0.00
10E930 1250 3190 30 108000	Title 1 Contractual Service	0.00	0.00	0.00	0.00	0.00	7,000.00	0.00
10E930 1250 3190 30 109000	Title 1 Contractual Serv	0.00	0.00	0.00	0.00	0.00	5,680.00	0.00

Account Number	Account Level Description Account Number	2021-22 Original Budget	September 2021-22 Monthly Activity	2021-22 FYTD Activity	2021-22 Available Funds	Encumbered Amount	2020-21 FY Activity	2021-22 FYTD %
10	EDUCATIONAL FUND							
10E930 1250 3190 30 110000	Title 1 Contractual Service	0.00	0.00	0.00	0.00	0.00	2,000.00	0.00
10E935 1250 3190 00 000004		5,000.00	0.00	5,000.00	0.00	0.00	0.00	100.00
10E935 1250 3190 00 000005		625.00	0.00	625.00	0.00	0.00	0.00	100.00
10E936 1250 3190 00 000004	Title SIP MJHS Purchase Ser	0.00	0.00	0.00	0.00	0.00	0.00	0.00
10E936 1250 3190 00 000005	Title SIP Adams Purchase Se	0.00	0.00	0.00	0.00	0.00	0.00	0.00
10E940 1250 3190 30 000000	ESSER GRANT PURCHASED SERVI	0.00	0.00	0.00	0.00	0.00	177,446.40	0.00
10E951 1250 3190 00 000000	DIGITAL EQUITY GRANT: PUR S	0.00	0.00	0.00	0.00	0.00	26,349.00	0.00
10E960 1250 3190 30 000000		511,074.00	0.00	87,475.00	423,599.00	0.00	11,760.00	17.12
10E965 1250 3190 30 000000	ESSER III: PURCHASE SERVICE	255,136.00	0.00	161,428.00	3,708.00	90,000.00	0.00	63.27
10E902 1250 4100 30 000000	TITLE I SUPPLIES	150,000.00	0.00	0.00	149,985.00	15.00	0.00	0.00
10E902 1250 4100 30 105000	ADAMS TITLE I SUPPLIES	0.00	0.00	0.00	0.00	0.00	7,944.34	0.00
10E902 1250 4100 30 107000	JEFFERSON TITLE I SUPPLIES	0.00	112.20	112.20	-206.83	94.63	8,582.50	0.00
10E902 1250 4100 30 108000	LINCOLN TITLE I SUPPLIES	0.00	0.00	0.00	0.00	0.00	18,148.86	0.00
10E902 1250 4100 30 109000	LONGFELLOW TITLE I SUPPLIES	0.00	0.00	0.00	0.00	0.00	9,448.76	0.00
10E902 1250 4100 30 110000	WASHINGTON TITLE I SUPPLIES	0.00	335.30	335.30	-335.30	0.00	11,271.84	0.00
10E930 1250 4100 30 000000	TITLE I: INSTRUCTIONAL MATE	105,212.00	0.00	0.00	104,997.06	214.94	119,070.00	0.00
10E930 1250 4100 30 105000	AD TITLE I SUPPLIES	0.00	0.00	6,752.87	-6,752.87	0.00	14,864.77	0.00
10E930 1250 4100 30 107000	JE TITLE I SUPPLIES	0.00	0.00	17,163.90	-17,164.90	1.00	25,161.35	0.00
10E930 1250 4100 30 108000	LI TITLE I SUPPLIES	0.00	0.00	30,801.11	-30,801.11	0.00	52,384.85	0.00
10E930 1250 4100 30 109000	LO TITLE I SUPPLIES	0.00	0.00	20,644.19	-20,644.19	0.00	26,043.98	0.00
10E930 1250 4100 30 110000	WA TITLE I SUPPLIES	0.00	0.00	30,378.22	-30,378.22	0.00	22,041.08	0.00
10E935 1250 4100 00 000004	JH TITLE I 1003A SUPPLIES	18,189.00	0.00	12,152.35	5,968.75	67.90	21,601.22	66.81
10E935 1250 4100 00 000005	AD TITLE I 1003A SUPPLIES	20,432.00	0.00	7,513.25	12,918.75	0.00	18,900.00	36.77
10E935 1250 4100 00 000007	JE TITLE I 1003A SUPPLIES	0.00	0.00	0.00	0.00	0.00	0.00	0.00
10E936 1250 4100 00 000004	JH TITLE I SIP SUPPLIES	0.00	0.00	0.00	0.00	0.00	0.00	0.00
10E936 1250 4100 00 000005	Title SIP Adams Supplies	0.00	0.00	0.00	0.00	0.00	0.00	0.00
10E940 1250 4100 30 000000	ESSER GRANT SUPPLIES	17,266.00	0.00	0.00	17,266.00	0.00	514,256.27	0.00
10E951 1250 4100 00 000000	DIGITAL EQUITY GRANT: SUPPL	0.00	0.00	0.00	0.00	0.00	219,170.00	0.00
10E960 1250 4100 30 000000		418,788.00	0.00	60,321.93	358,466.07	0.00	72,862.06	14.40
10E965 1250 4100 30 000000	ESSER III: SUPPLIES	200,000.00	17,759.17	62,414.83	97,854.55	39,730.62	84,035.63	31.21
10E902 1250 5400 30 105000	ADAMS TITLE I CAP OUTLAY	0.00	0.00	0.00	0.00	0.00	0.00	0.00
10E902 1250 5400 30 107000	JEFFERSON TITLE I CAP OUTLA	0.00	0.00	0.00	0.00	0.00	0.00	0.00
10E902 1250 5400 30 108000	LINCOLN TITLE I CAP OUTLAY	0.00	0.00	0.00	0.00	0.00	0.00	0.00
10E902 1250 5400 30 109000	LONGFELLOW TITLE I CAP OUTL	0.00	0.00	0.00	0.00	0.00	0.00	0.00
10E902 1250 5400 30 110000	WASHINGTON TITLE I CAP OUTL	0.00	0.00	0.00	0.00	0.00	0.00	0.00
10E935 1250 5400 00 000004	JH TITLE I 1003A CAPITAL OU	0.00	0.00	0.00	0.00	0.00	0.00	0.00
10E935 1250 5400 00 000005	AD TITLE I 1003A CAPITAL OU	0.00	0.00	0.00	0.00	0.00	0.00	0.00
10E935 1250 5400 00 000007	JE TITLE I 1003A CAPITAL OU	0.00	0.00	0.00	0.00	0.00	0.00	0.00

Account Number	Account Level Description Account Number	2021-22 Original Budget	September 2021-22 Monthly Activity	2021-22 FYTD Activity	2021-22 Available Funds	Encumbered Amount	2020-21 FY Activity	2021-22 FYTD %
10	EDUCATIONAL FUND							
10E940 1250 5400 30 000000	ESSER GRANT CAPTIAL OUTLAY	0.00	0.00	0.00	0.00	0.00	0.00	0.00
10E965 1250 5400 30 000000	ESSER III: CAPTIAL OUTLAY	120,000.00	0.00	0.00	21,737.41	98,262.59	0.00	0.00
10E000 1251 4100 00 000000	McKinney Vento Supplies	1,500.00	866.30	925.30	-2,248.17	2,822.87	0.00	61.69
10E000 1400 1250 20 000000	VOC: SALARY, STUDENTS	45,000.00	6,861.25	10,697.50	34,302.50	0.00	42,935.50	23.77
10E000 1400 3190 20 000000	VOC: PURCHASED SERV	10,000.00	565.48	1,114.88	8,319.64	0.00	6,549.08	11.15
10E000 1400 4100 20 000000	VOC: SUPPLIES	0.00	0.00	462.79	-462.79	0.00	0.00	0.00
10E000 1401 1120 21 000000	WCRVS: SPEC NDS SALARY	2,000.00	0.00	0.00	2,000.00	0.00	0.00	0.00
10E000 1401 1210 21 000000	WCRVS: STIPENDS, TUTORS	0.00	0.00	0.00	0.00	0.00	0.00	0.00
10E000 1401 2110 21 000000	WCRVS: SPC ND TRS 9.8901	0.00	0.00	0.00	0.00	0.00	0.00	0.00
10E000 1401 2170 21 000000	WCRVS: TRS .58%	0.00	0.00	0.00	0.00	0.00	0.00	0.00
10E000 1401 2250 21 000000	WCRVS: SPEC ND HLTH .5%	0.00	0.00	0.00	0.00	0.00	0.00	0.00
10E000 1401 4100 21 000000	WCRVS: SUPPLIES - TO BE REI	0.00	0.00	0.00	0.00	0.00	0.00	0.00
10E000 1401 5400 21 000000	WCRVS CAPITAL OUTLAY	0.00	0.00	0.00	0.00	0.00	0.00	0.00
10E000 1446 4100 00 000001	BLDG TRADES - SADDLE LANE	0.00	0.00	0.00	0.00	0.00	0.00	0.00
10E000 1446 4100 00 000002	Bldg Trades - BRIDLE LANE	0.00	0.00	0.00	0.00	0.00	2,801.92	0.00
10E000 1446 4100 00 000003	Bldg Trades-Old Creal Sprin	120,000.00	3,741.98	3,741.98	112,217.82	1,567.15	30,787.75	3.12
10E000 1500 1120 00 000000	ATHLETIC SALARY	20,000.00	817.26	2,415.42	17,584.58	0.00	9,191.96	12.08
10E204 1500 1120 20 000000	JH BOYS BASKETBALL SALARY	7,500.00	693.36	1,643.08	5,856.92	0.00	7,182.40	21.91
10E204 1500 1120 21 000000	JH BASEBALL SALARY	5,200.00	502.36	1,334.80	3,865.20	0.00	4,969.24	25.67
10E204 1500 1120 22 000000	JH SOFTBALL SALARY	7,000.00	1,545.00	2,005.20	4,994.80	0.00	4,780.00	28.65
10E204 1500 1120 23 000000	JH VOLLEYBALL SALARY	5,000.00	269.64	721.48	4,278.52	0.00	4,729.90	14.43
10E204 1500 1120 24 000000	JH CHEERLEADING SALARY	3,000.00	462.26	462.26	2,537.74	0.00	2,711.12	15.41
10E204 1500 1120 25 000000	JH DANCE/POM SALARY	6,500.00	308.16	860.32	5,639.68	0.00	5,998.82	13.24
10E204 1500 1120 26 000000	JH BOYS TRACK SALARY	5,100.00	489.84	1,297.24	3,802.76	0.00	4,819.00	25.44
10E204 1500 1120 27 000000	JH CROSS COUNTRY SALARY	5,500.00	539.28	1,442.96	4,057.04	0.00	5,137.96	26.24
10E204 1500 1120 40 000000	JH GIRLS BASKETBALL SALARY	8,000.00	308.16	835.32	7,164.68	0.00	7,868.72	10.44
10E204 1500 1120 41 000000	JH GIRLS TRACK SALARY	6,000.00	0.00	355.56	5,644.44	0.00	5,379.28	5.93
10E204 1500 1120 42 000000	JH CROSS COUNTRY SALARY	0.00	0.00	0.00	0.00	0.00	0.00	0.00
10E303 1500 1120 01 000000	HS FOOTBALL SALARY	33,000.00	6,588.60	9,440.32	23,559.68	0.00	29,782.94	28.61
10E303 1500 1120 02 000000	HS BOYS CROSS COUNTRY SALAR	4,800.00	0.00	769.76	4,030.24	0.00	4,594.40	16.04
10E303 1500 1120 03 000000	HS BOYS TENNIS SALARY	4,800.00	389.38	1,150.78	3,649.22	0.00	4,544.24	23.97
10E303 1500 1120 04 000000	HS BOYS SOCCER SALARY	8,100.00	3,986.90	3,986.90	4,113.10	0.00	7,794.44	49.22
10E303 1500 1120 05 000000	HS BOYS TRACK SALARY	15,000.00	172.04	1,523.28	13,476.72	0.00	12,255.82	10.16
10E303 1500 1120 06 000000	HS WRESTLING SALARY	8,000.00	0.00	818.96	7,181.04	0.00	6,975.41	10.24
10E303 1500 1120 07 000000	HS BASEBALL SALARY	12,000.00	335.76	992.56	11,007.44	0.00	9,697.44	8.27
10E303 1500 1120 08 000000	HS SOFTBALL SALARY	10,000.00	678.28	1,684.44	8,315.56	0.00	9,889.89	16.84
10E303 1500 1120 09 000000	HS FISHING SALARY	3,200.00	231.12	682.96	2,517.04	0.00	3,008.92	21.34
10E303 1500 1120 10 000000	HS BOWLING SALARY	3,000.00	0.00	0.00	3,000.00	0.00	2,711.12	0.00

Account Number	Account Level Description Account Number	2021-22 Original Budget	September 2021-22 Monthly Activity	2021-22 FYTD Activity	2021-22 Available Funds	Encumbered Amount	2020-21 FY Activity	2021-22 FYTD %
10	EDUCATIONAL FUND							
10E303 1500 1120 11 000000	HS VOLLEYBALL SALARY	14,000.00	2,291.98	3,929.94	10,070.06	0.00	13,615.92	28.07
10E303 1500 1120 12 000000	HS BOYS GOLF SALARY	5,000.00	397.70	1,175.78	3,824.22	0.00	4,644.32	23.52
10E303 1500 1120 13 000000	HS CHEERLEADER SALARY	9,000.00	1,309.72	1,309.72	7,690.28	0.00	7,681.44	14.55
10E303 1500 1120 14 000000	HS DANCE/POM SALARY	4,900.00	684.02	1,470.42	3,429.58	0.00	4,694.24	30.01
10E303 1500 1120 15 000000	HS BOYS BASKETBALL SALARY	25,000.00	1,847.70	4,462.54	20,537.46	0.00	22,885.16	17.85
10E303 1500 1120 31 000000	HS GIRLS BASKETBALL SALARY	16,000.00	327.42	327.42	15,672.58	0.00	7,681.44	2.05
10E303 1500 1120 32 000000	HS GIRLS CROSS COUNTRY SALA	4,900.00	1,938.54	2,716.62	2,183.38	0.00	4,644.32	55.44
10E303 1500 1120 33 000000	HS GIRLS TRACK SALARY	15,000.00	163.72	1,481.64	13,518.36	0.00	13,936.04	9.88
10E303 1500 1120 34 000000	HS GIRLS BASKETBALL SALARY	5,000.00	385.20	1,138.28	3,861.72	0.00	4,494.32	22.77
10E303 1500 1120 35 000000	HS GIRLS TENNIS SALARY	4,800.00	393.54	1,163.30	3,636.70	0.00	4,594.40	24.24
10E303 1500 1120 36 000000	HS GIRLS SOCCER SALARY	9,000.00	0.00	0.00	9,000.00	0.00	7,794.42	0.00
10E000 1500 1150 00 000000	ATHLETIC SEC	26,000.00	2,151.34	6,337.34	19,662.66	0.00	24,171.42	24.37
10E000 1500 1150 00 000001	Athletic Workers Salary	30,000.00	3,655.00	3,655.00	26,345.00	0.00	14,177.50	12.18
10E204 1500 2100 20 000000		0.00	43.64	43.64	-43.64	0.00	0.00	0.00
10E303 1500 2100 06 000000		0.00	0.00	0.00	0.00	0.00	93.68	0.00
10E000 1500 2110 00 000000	ATHL: TRS 9%	1,800.00	80.82	80.82	1,719.18	0.00	948.45	4.49
10E000 1500 2110 00 000001	ATHL: TRS 9%	1,400.00	73.68	73.68	1,326.32	0.00	448.01	5.26
10E204 1500 2110 20 000000	JH BOYS BASKETBALL TRS 9%	1,000.00	68.58	68.58	931.42	0.00	563.53	6.86
10E204 1500 2110 21 000000	JH BOYS BASEBALL TRS 9%	600.00	49.68	73.68	526.32	0.00	446.14	12.28
10E204 1500 2110 22 000000	JH SOFTBALL TRS 9%	300.00	27.08	27.08	272.92	0.00	273.11	9.03
10E204 1500 2110 23 000000	JH VOLLEYBALL TRS 9%	400.00	26.68	26.68	373.32	0.00	311.33	6.67
10E204 1500 2110 24 000000	JH CHEERLEADING TRS 9%	300.00	0.00	0.00	300.00	0.00	0.00	0.00
10E204 1500 2110 25 000000	JH DANCE/POM TRS 9%	500.00	0.00	0.00	500.00	0.00	327.61	0.00
10E204 1500 2110 26 000000	JH BOYS TRACK TRS 9%	600.00	48.46	48.46	551.54	0.00	511.68	8.08
10E204 1500 2110 27 000000	JH BOYS CROSS COUNTRY TRS 9	700.00	53.32	53.32	646.68	0.00	597.46	7.62
10E204 1500 2110 40 000000	JH GIRLS BASKETBALL TRS 9%	1,000.00	30.48	30.48	969.52	0.00	312.75	3.05
10E204 1500 2110 41 000000	JH GIRLS TRACK TRS 9%	500.00	0.00	0.00	500.00	0.00	210.97	0.00
10E204 1500 2110 42 000000	JH GIRLS CROSS COUNTRY TRS	0.00	0.00	0.00	0.00	0.00	0.00	0.00
10E303 1500 2110 01 000000	FOOTBALL TRS 9%	2,300.00	142.92	142.92	2,157.08	0.00	1,351.70	6.21
10E303 1500 2110 02 000000	HS BOYS CROSS COUNTRY TRS 9	500.00	0.00	0.00	500.00	0.00	456.73	0.00
10E303 1500 2110 03 000000	HS BOYS TENNIS TRS 9%	500.00	38.50	38.50	461.50	0.00	451.90	7.70
10E303 1500 2110 05 000000	HS BOYS TRACK TRS 9%	1,000.00	17.00	17.00	983.00	0.00	802.04	1.70
10E303 1500 2110 06 000000		200.00	0.00	0.00	200.00	0.00	161.99	0.00
10E303 1500 2110 07 000000	HS BASEBALL TRS 9%	1,000.00	33.20	33.20	966.80	0.00	389.77	3.32
10E303 1500 2110 08 000000	HS SOFTBALL TRS 9%	1,000.00	67.09	67.09	932.91	0.00	791.41	6.71
10E303 1500 2110 09 000000	HS FISHING TRS 9%	300.00	22.86	22.86	277.14	0.00	268.09	7.62
10E303 1500 2110 10 000000		0.00	0.00	0.00	0.00	0.00	0.00	0.00
10E303 1500 2110 11 000000	HS VOLLEYBALL TRS 9%	1,100.00	32.38	32.38	1,067.62	0.00	1,033.26	2.94

Account Number	Account Level Description Account Number	2021-22 Original Budget	September 2021-22 Monthly Activity	2021-22 FYTD Activity	2021-22 Available Funds	Encumbered Amount	2020-21 FY Activity	2021-22 FYTD %
10	EDUCATIONAL FUND							
10E303 1500 2110 12 000000	HS BOYS GOLF TRS 9%	550.00	39.34	39.34	510.66	0.00	461.75	7.15
10E303 1500 2110 13 000000	CHEERLEADER TRS 9%	300.00	0.00	0.00	300.00	0.00	0.00	0.00
10E303 1500 2110 14 000000	HS DANCE/POM PON TRS 9%	550.00	67.64	67.64	482.36	0.00	466.58	12.30
10E303 1500 2110 15 000000	HS BOYS BASKETBALL TRS 9%	1,350.00	149.54	149.54	1,200.46	0.00	1,161.85	11.08
10E303 1500 2110 31 000000	HS GIRLS BASKETBALL TRS 9%	1,100.00	32.38	32.38	1,067.62	0.00	0.00	2.94
10E303 1500 2110 32 000000	HS GIRLS CROSS COUNTRY TRS	600.00	39.33	39.33	560.67	0.00	461.75	6.56
10E303 1500 2110 33 000000	HS GIRLS TRACK TRS 9%	900.00	16.20	16.20	883.80	0.00	781.95	1.80
10E303 1500 2110 34 000000	HS GIRLS GOLF TRS 9%	550.00	38.10	38.10	511.90	0.00	446.88	6.93
10E303 1500 2110 35 000000	HS GIRLS TENNIS TRS 9%	500.00	38.94	38.94	461.06	0.00	456.73	7.79
10E303 1500 2110 36 000000	HS GIRLS SOCCER TRS 9%	100.00	0.00	0.00	100.00	0.00	0.00	0.00
10E000 1500 2120 00 000000	ATHL: IMRF	6,500.00	101.38	298.64	6,201.36	0.00	1,139.04	4.59
10E000 1500 2120 00 000001	ATHL: IMRF	500.00	36.52	36.52	463.48	0.00	189.99	7.30
10E303 1500 2120 01 000000	FOOTBALL IMRF	200.00	14.01	41.02	158.98	0.00	161.17	20.51
10E303 1500 2120 06 000000	HS WRESTLING IMRF	100.00	0.00	0.00	100.00	0.00	0.00	0.00
10E303 1500 2120 15 000000	HS BOYS BASKETBALL IMRF	200.00	15.82	46.78	153.22	0.00	184.40	23.39
10E303 1500 2120 31 000000	HS GIRLS BASKETBALL IMRF	200.00	0.00	0.00	200.00	0.00	180.96	0.00
10E303 1500 2120 32 000000		0.00	72.60	72.60	-72.60	0.00	0.00	0.00
10E303 1500 2120 33 000000	HS GIRLS TRACK IMRF	300.00	0.00	0.00	300.00	0.00	271.44	0.00
10E000 1500 2170 00 000000	ATHL: TRS .58%	150.00	5.22	5.22	144.78	0.00	61.23	3.48
10E000 1500 2170 00 000001	ATHL: TRS .58%	100.00	4.78	4.78	95.22	0.00	29.55	4.78
10E204 1500 2170 20 000000	JH BOYS BASKETBALL TRS .58%	50.00	4.43	4.43	45.57	0.00	36.48	8.86
10E204 1500 2170 21 000000	JH BASEBALL TRS .58%	50.00	3.22	4.78	45.22	0.00	29.02	9.56
10E204 1500 2170 22 000000	JH SOFTBALL TRS .58%	50.00	1.74	1.74	48.26	0.00	17.74	3.48
10E204 1500 2170 23 000000	JH VOLLEYBALL TRS .58%	50.00	1.74	1.74	48.26	0.00	20.29	3.48
10E204 1500 2170 24 000000	JH CHEERLEADING TRS .58%	50.00	0.00	0.00	50.00	0.00	15.76	0.00
10E204 1500 2170 25 000000	JH DANCE/POM PON TRS .58%	50.00	0.00	0.00	50.00	0.00	21.14	0.00
10E204 1500 2170 26 000000	JH BOYS TRACK TRS .58%	50.00	3.16	3.16	46.84	0.00	33.30	6.32
10E204 1500 2170 27 000000	JH BOYS CROSS COUNTRY TRS .	50.00	3.44	3.44	46.56	0.00	38.72	6.88
10E204 1500 2170 40 000000	JH GIRLS BASKETBALL TRS .58	100.00	1.98	1.98	98.02	0.00	20.20	1.98
10E204 1500 2170 41 000000	JH GIRLS TRACK TRS .58%	50.00	0.00	0.00	50.00	0.00	13.67	0.00
10E204 1500 2170 42 000000	JH GIRLS CR COUNTRY TRS .58	0.00	0.00	0.00	0.00	0.00	0.00	0.00
10E303 1500 2170 01 000000	HS FOOTBALL TRS .58%	200.00	9.26	9.26	190.74	0.00	87.58	4.63
10E303 1500 2170 02 000000	HS BOYS CROSS COUNTRY TRS .	50.00	0.00	0.00	50.00	0.00	29.53	0.00
10E303 1500 2170 03 000000	HS BOYS TENNIS TRS .58%	50.00	2.50	2.50	47.50	0.00	29.27	5.00
10E303 1500 2170 05 000000	HS BOYS TRACK TRS .58%	100.00	1.10	1.10	98.90	0.00	51.97	1.10
10E303 1500 2170 06 000000	HS WRESTLING TRS .58%	50.00	0.00	0.00	50.00	0.00	10.48	0.00
10E303 1500 2170 07 000000	HS BASEBALL TRS .58%	100.00	2.14	2.14	97.86	0.00	25.21	2.14
10E303 1500 2170 08 000000	HS SOFTBALL TRS .58%	100.00	4.35	4.35	95.65	0.00	51.22	4.35

Account Number	Account Level Description Account Number	2021-22 Original Budget	September 2021-22 Monthly Activity	2021-22 FYTD Activity	2021-22 Available Funds	Encumbered Amount	2020-21 FY Activity	2021-22 FYTD %
10	EDUCATIONAL FUND							
10E303 1500 2170 09 000000	HS FISHING TRS .58%	50.00	1.48	1.48	48.52	0.00	17.29	2.96
10E303 1500 2170 10 000000		0.00	0.00	0.00	0.00	0.00	0.00	0.00
10E303 1500 2170 11 000000	HS VOLLEYBALL TRS .58%	100.00	2.10	2.10	97.90	0.00	66.85	2.10
10E303 1500 2170 12 000000	HS BOYS GOLF TRS .58%	50.00	2.54	2.54	47.46	0.00	29.79	5.08
10E303 1500 2170 13 000000	CHEERLEADING TRS .58%	50.00	0.00	0.00	50.00	0.00	0.00	0.00
10E303 1500 2170 14 000000	HS DANCE/POM TRS .58%	50.00	4.38	4.38	45.62	0.00	30.23	8.76
10E303 1500 2170 15 000000	HS BOYS BASKETBALL TRS .58%	100.00	9.68	9.68	90.32	0.00	75.13	9.68
10E303 1500 2170 31 000000	HS GIRLS BASKETBALL TRS .58	100.00	2.10	2.10	97.90	0.00	0.00	2.10
10E303 1500 2170 32 000000	HS GIRLS CROSS COUNTRY TRS	50.00	2.55	2.55	47.45	0.00	29.97	5.10
10E303 1500 2170 33 000000	HS GIRLS TRACK TRS .58%	100.00	1.04	1.04	98.96	0.00	50.63	1.04
10E303 1500 2170 34 000000	HS GIRLS GOLF TRS .58%	50.00	2.46	2.46	47.54	0.00	29.01	4.92
10E303 1500 2170 35 000000	HS GIRLS TENNIS TRS .58%	50.00	2.52	2.52	47.48	0.00	29.53	5.04
10E303 1500 2170 36 000000	HS GIRLS SOCCER TRS .58%	50.00	0.00	0.00	50.00	0.00	0.00	0.00
10E000 1500 2250 00 000000	ATHL: HEALTH INS .5% CON	400.00	14.08	14.08	385.92	0.00	237.05	3.52
10E000 1500 2250 00 000001	ATHL: HEAL.INS. .5%	300.00	12.85	12.85	287.15	0.00	108.27	4.28
10E204 1500 2250 20 000000	JH BOYS BASKETBALL TRS HEAL	150.00	11.96	11.96	138.04	0.00	141.89	7.97
10E204 1500 2250 21 000000	JH BASEBALL TRS HEALTH INS	150.00	8.66	12.84	137.16	0.00	109.70	8.56
10E204 1500 2250 22 000000	JH SOFTBALL TRS HEALTH INS	100.00	4.72	4.72	95.28	0.00	69.04	4.72
10E204 1500 2250 23 000000	JH VOLLEYBALL TRS HEALTH IN	100.00	4.64	4.64	95.36	0.00	74.69	4.64
10E204 1500 2250 24 000000	JH CHEERLEADING TRS HEALTH	100.00	0.00	0.00	100.00	0.00	24.96	0.00
10E204 1500 2250 25 000000	JH DANCE/POM PON TRS HEALTH	100.00	0.00	0.00	100.00	0.00	82.88	0.00
10E204 1500 2250 26 000000	JH BOYS TRACK TRS HEALTH IN	150.00	8.44	8.44	141.56	0.00	126.18	5.63
10E204 1500 2250 27 000000	JH BOYS CROSS COUNTRY TRS H	200.00	9.32	9.32	190.68	0.00	143.34	4.66
10E204 1500 2250 40 000000	JH GIRLS BASKETBALL TRS HEA	200.00	5.32	5.32	194.68	0.00	83.96	2.66
10E204 1500 2250 41 000000	JH GIRLS TRACK TRS HEALTH I	150.00	0.00	0.00	150.00	0.00	53.30	0.00
10E204 1500 2250 42 000000	JH GIRLS CR CO TRS HEALTH I	0.00	0.00	0.00	0.00	0.00	0.00	0.00
10E303 1500 2250 01 000000	HS FOOTBALL TRS HEALTH INS	550.00	24.92	24.92	525.08	0.00	341.67	4.53
10E303 1500 2250 02 000000	HS BOYS CROSS COUNTRY TRS H	150.00	0.00	0.00	150.00	0.00	115.57	0.00
10E303 1500 2250 03 000000	HS BOYS TENNIS TRS HEALTH I	150.00	6.72	6.72	143.28	0.00	114.30	4.48
10E303 1500 2250 05 000000	HS BOYS TRACK TRS HEALTH IN	250.00	2.96	2.96	247.04	0.00	202.84	1.18
10E303 1500 2250 06 000000		50.00	0.00	0.00	50.00	0.00	38.89	0.00
10E303 1500 2250 07 000000	HS BASEBALL TRS HEALTH INS	250.00	5.80	5.80	244.20	0.00	96.18	2.32
10E303 1500 2250 08 000000	HS SOFTBALL TRS HEALTH INS	250.00	11.70	11.70	238.30	0.00	197.63	4.68
10E303 1500 2250 09 000000	HS FISHING TRS HEALTH	100.00	3.98	3.98	96.02	0.00	69.71	3.98
10E303 1500 2250 10 000000		0.00	0.00	0.00	0.00	0.00	0.00	0.00
10E303 1500 2250 11 000000	HS VOLLEYBALL TRS HEATLH IN	300.00	5.64	5.64	294.36	0.00	255.67	1.88
10E303 1500 2250 12 000000	HS BOYS GOLF TRS HEALTH INS	200.00	6.86	6.86	193.14	0.00	116.80	3.43
10E303 1500 2250 13 000000	CHEERLEADING TRS HEALTH INS	100.00	0.00	0.00	100.00	0.00	0.00	0.00

Account Number	Account Level Description Account Number	2021-22 Original Budget	September 2021-22 Monthly Activity	2021-22 FYTD Activity	2021-22 Available Funds	Encumbered Amount	2020-21 FY Activity	2021-22 FYTD %
10	EDUCATIONAL FUND							
10E303 1500 2250 14 000000	HS DANCE/POM TRS HEALTH INS	150.00	11.80	11.80	138.20	0.00	117.91	7.87
10E303 1500 2250 15 000000	HS BOYS BASKETBALL TRS HEAL	400.00	26.06	26.06	373.94	0.00	282.33	6.52
10E303 1500 2250 31 000000	HS GIRLS BASKETBALL TRS HEA	250.00	5.64	5.64	244.36	0.00	0.00	2.26
10E303 1500 2250 32 000000	HS GIRLS CC TRS HEALTH INS	150.00	6.86	6.86	143.14	0.00	116.84	4.57
10E303 1500 2250 33 000000	HS GIRLS TRACK TRS HEALTH I	250.00	2.82	2.82	247.18	0.00	200.23	1.13
10E303 1500 2250 34 000000	HS GIRLS GOLF TRS HEALTH IN	150.00	6.64	6.64	143.36	0.00	113.05	4.43
10E303 1500 2250 35 000000	HS GIRLS TENNIS TRS HEALTH	150.00	6.78	6.78	143.22	0.00	115.58	4.52
10E303 1500 2250 36 000000	HS GIRLS SOCCER TRS HEATLH	50.00	0.00	0.00	50.00	0.00	0.00	0.00
10E303 1500 3120 00 000000	IHSA - CONTRACTUAL	15,000.00	0.00	0.00	15,000.00	0.00	0.00	0.00
10E303 1500 3120 01 000000	IHSA FOOTBALL CONTRACTUAL	500.00	0.00	0.00	500.00	0.00	0.00	0.00
10E303 1500 3120 04 000000	IHSA HS BOYS SOCCER CONTRAC	1,000.00	0.00	0.00	1,000.00	0.00	0.00	0.00
10E303 1500 3120 10 000000	IHSA BOWLING CONTRACTUAL	0.00	0.00	0.00	0.00	0.00	0.00	0.00
10E000 1500 3190 00 000000	ATHLETIC PURCHASED SERVICES	20,000.00	6,788.36	6,788.36	13,211.64	0.00	16,445.00	33.94
10E000 1500 3190 03 000000	HS BOYS TENNIS OFFICIALS	0.00	0.00	0.00	0.00	0.00	0.00	0.00
10E000 1500 3190 04 000000	HS BOYS SOCCER OFFICIALS	2,300.00	0.00	0.00	2,300.00	0.00	1,395.00	0.00
10E000 1500 3190 05 000000	HS BOYS TRACK OFFICIALS	500.00	0.00	0.00	500.00	0.00	275.00	0.00
10E000 1500 3190 06 000000	WRESTLING OFFICIALS	1,800.00	0.00	0.00	1,800.00	0.00	900.00	0.00
10E000 1500 3190 07 000000	BASEBALL OFFICIALS	3,800.00	0.00	0.00	3,800.00	0.00	2,469.00	0.00
10E000 1500 3190 08 000000	SOFTBALL OFFICIALS	3,200.00	0.00	0.00	3,200.00	0.00	2,329.50	0.00
10E000 1500 3190 11 000000	VOLLEYBALL OFFICIALS	3,000.00	0.00	0.00	2,810.00	0.00	1,175.00	0.00
10E000 1500 3190 15 000000	HS BOYS BASKEBALL OFFICIALS	6,000.00	0.00	0.00	6,000.00	0.00	2,755.00	0.00
10E000 1500 3190 20 000000	JH BOYS BASKETBALL OFFICIAL	2,000.00	0.00	0.00	1,370.01	629.99	570.00	0.00
10E000 1500 3190 21 000000	JH BASEBALL OFFICIALS	1,400.00	0.00	0.00	610.02	789.98	1,194.87	0.00
10E000 1500 3190 22 000000	JH SOFTBALL OFFICIALS	1,800.00	0.00	0.00	890.00	0.00	820.00	0.00
10E000 1500 3190 23 000000	JH VOLLEYBALL OFFICIALS	800.00	0.00	0.00	300.00	500.00	180.00	0.00
10E000 1500 3190 26 000000	JH BOYS TRACK OFFICIALS	700.00	0.00	0.00	700.00	0.00	360.00	0.00
10E000 1500 3190 27 000000	JH BOYS CROSS COUNTRY OFFIC	200.00	0.00	0.00	200.00	0.00	0.00	0.00
10E000 1500 3190 31 000000	HS GIRLS BASKETBALL OFFICIA	5,000.00	0.00	0.00	5,000.00	0.00	1,675.00	0.00
10E000 1500 3190 32 000000	HS GIRLS CROSS COUNTRY OFFI	100.00	0.00	0.00	100.00	0.00	25.00	0.00
10E000 1500 3190 33 000000	HS GIRLS TRACK OFFICIALS	300.00	0.00	0.00	300.00	0.00	0.00	0.00
10E000 1500 3190 36 000000	HS GIRLS SOCCER OFFICIALS	3,000.00	0.00	0.00	3,000.00	0.00	1,461.00	0.00
10E000 1500 3190 40 000000	JH GIRLS BASKETBALL OFFICIA	1,500.00	0.00	0.00	1,500.00	0.00	795.00	0.00
10E000 1500 3190 41 000000	JH GIRLS TRACK OFFICIALS	0.00	0.00	0.00	0.00	0.00	0.00	0.00
10E303 1500 3190 01 000000	HS FOOTBALL OFFICIALS	3,500.00	0.00	0.00	2,960.00	0.00	1,905.00	0.00
10E303 1500 3190 02 000000	HS BOYS CROSS COUNTRY OFFIC	300.00	0.00	0.00	225.00	0.00	175.00	0.00
10E000 1500 3230 00 000000	ATHL: REPAIR OF EQUIP	5,000.00	0.00	3,292.50	892.00	815.50	1,560.00	65.85
10E000 1500 3230 01 000000	FOOTBALL REPAIR OF EQUIP	6,000.00	0.00	0.00	6,000.00	0.00	5,120.95	0.00
10E000 1500 3320 00 000000	ATHL: TRAVEL	2,000.00	0.00	0.00	2,000.00	0.00	0.00	0.00

Account Number	Account Level Description Account Number	2021-22 Original Budget	September 2021-22 Monthly Activity	2021-22 FYTD Activity	2021-22 Available Funds	Encumbered Amount	2020-21 FY Activity	2021-22 FYTD %
10	EDUCATIONAL FUND							
10E000 1500 3320 01 000000	FOOTBALL TRAVEL	1,000.00	0.00	0.00	1,000.00	0.00	0.00	0.00
10E000 1500 3320 02 000000	HS BOYS CROSS COUNTRY TRAVE	1,200.00	0.00	0.00	1,200.00	0.00	0.00	0.00
10E000 1500 3320 03 000000	HS BOYS TENNIS TRAVEL	1,000.00	0.00	0.00	1,000.00	0.00	0.00	0.00
10E000 1500 3320 04 000000	HS BOYS SOCCER TRAVEL	0.00	0.00	0.00	0.00	0.00	0.00	0.00
10E000 1500 3320 05 000000	HS BOYS TRACK TRAVEL	500.00	0.00	0.00	600.00	0.00	200.00	0.00
10E000 1500 3320 06 000000	WRESTLING TRAVEL	6,000.00	0.00	0.00	6,000.00	0.00	50.00	0.00
10E000 1500 3320 10 000000	BOWLING TRAVEL	600.00	0.00	0.00	600.00	0.00	0.00	0.00
10E000 1500 3320 11 000000	VOLLEYBALL TRAVEL	0.00	0.00	0.00	0.00	0.00	0.00	0.00
10E000 1500 3320 12 000000	HS BOYS GOLF TRAVEL	1,000.00	0.00	0.00	1,000.00	0.00	0.00	0.00
10E000 1500 3320 14 000000	DANCE/POM PON TRAVEL	1,000.00	0.00	0.00	1,000.00	0.00	0.00	0.00
10E000 1500 3320 15 000000	HS BOYS BASKETBALL TRAVEL	500.00	0.00	0.00	500.00	0.00	0.00	0.00
10E000 1500 3320 20 000000	JH BOYS BASKETBALL TRAVEL	0.00	0.00	0.00	0.00	0.00	0.00	0.00
10E000 1500 3320 23 000000	JH VOLLEYBALL TRAVEL	0.00	0.00	0.00	0.00	0.00	0.00	0.00
10E000 1500 3320 24 000000	JH CHEERLEADING TRAVEL	100.00	0.00	0.00	100.00	0.00	0.00	0.00
10E000 1500 3320 25 000000	JH DANCE/POM PON TRAVEL	0.00	0.00	0.00	0.00	0.00	0.00	0.00
10E000 1500 3320 27 000000	JH BOYS CROSS COUNTRY TRAVE	0.00	0.00	0.00	0.00	0.00	0.00	0.00
10E000 1500 3320 31 000000	HS GIRLS BASKETBALL TRAVEL	0.00	0.00	0.00	0.00	0.00	0.00	0.00
10E000 1500 3320 32 000000	HS GIRLS CROSS COUNTRY TRAV	300.00	0.00	0.00	300.00	0.00	97.60	0.00
10E000 1500 3320 33 000000	HS GIRLS TRACK TRAVEL	500.00	0.00	0.00	500.00	0.00	113.00	0.00
10E000 1500 3320 34 000000	HS GIRLS GOLF TRAVEL	4,000.00	0.00	0.00	2,539.30	1,460.70	84.37	0.00
10E000 1500 3320 35 000000	HS GIRLS TENNIS TRAVEL	2,000.00	0.00	0.00	2,000.00	0.00	301.71	0.00
10E000 1500 3320 36 000000	HS GIRLS SOCCER TRAVEL	0.00	0.00	0.00	0.00	0.00	0.00	0.00
10E000 1500 3600 00 000000	ATHL: PRINTING	1,000.00	0.00	0.00	381.05	0.00	143.00	0.00
10E000 1500 3600 01 000000	FOOTBALL PRINTING	3,000.00	0.00	0.00	3,000.00	0.00	85.00	0.00
10E000 1500 4100 00 000000	ATHL: SUPPLIES	13,000.00	484.30	934.30	11,792.13	273.57	3,492.86	7.19
10E000 1500 4100 01 000000	FOOTBALL SUPPLIES	15,000.00	38.00	1,887.12	5,698.38	7,414.50	10,014.65	12.58
10E000 1500 4100 02 000000	HS BOYS CROSS COUNTRY SUPPL	1,000.00	0.00	0.00	1,000.00	0.00	754.40	0.00
10E000 1500 4100 03 000000	HS BOYS TENNIS SUPPLIES	1,000.00	0.00	315.00	685.00	0.00	185.22	31.50
10E000 1500 4100 04 000000	HS BOYS SOCCER SUPPLIES	4,000.00	2,942.50	3,954.50	45.50	0.00	1,615.43	98.86
10E000 1500 4100 05 000000	HS BOYS TRACK SUPPLIES	2,500.00	0.00	0.00	2,500.00	0.00	588.85	0.00
10E000 1500 4100 06 000000	WRESTLING SUPPLIES	2,000.00	0.00	0.00	1,223.20	776.80	2,990.00	0.00
10E000 1500 4100 07 000000	BASEBALL SUPPLIES	4,000.00	0.00	0.00	3,543.00	457.00	1,536.05	0.00
10E000 1500 4100 08 000000	SOFTBALL SUPPLIES	3,000.00	227.00	227.00	1,498.00	1,275.00	1,242.15	7.57
10E000 1500 4100 09 000000	FISHING SUPPLIES	100.00	0.00	0.00	100.00	0.00	0.00	0.00
10E000 1500 4100 10 000000	BOWLING SUPPLIES	100.00	0.00	0.00	100.00	0.00	0.00	0.00
10E000 1500 4100 11 000000	VOLLEYBALL SUPPLIES	4,000.00	110.00	264.80	3,496.10	239.10	3,900.00	6.62
10E000 1500 4100 12 000000	HS BOYS GOLF SUPPLIES	1,000.00	0.00	0.00	1,000.00	0.00	939.39	0.00
10E000 1500 4100 13 000000	CHEERLEADING SUPPLIES	3,000.00	84.00	575.00	2,425.00	0.00	3,050.00	19.17

Account Number	Account Level Description Account Number	2021-22 Original Budget	September 2021-22 Monthly Activity	2021-22 FYTD Activity	2021-22 Available Funds	Encumbered Amount	2020-21 FY Activity	2021-22 FYTD %
10	EDUCATIONAL FUND							
10E000 1500 4100 14 000000	DANCE/POM PON SUPPLIES	2,500.00	0.00	0.00	2,500.00	0.00	2,185.15	0.00
10E000 1500 4100 15 000000	HS BOYS BASKETBALL SUPPLIES	5,000.00	0.00	0.00	4,335.00	665.00	1,548.25	0.00
10E000 1500 4100 20 000000	JH BOYS BASKETBALL SUPPLIES	2,000.00	0.00	0.00	-1,252.00	3,252.00	275.00	0.00
10E000 1500 4100 21 000000	JH BASEBALL SUPPLIES	2,000.00	2,107.61	2,107.61	-340.06	232.45	1,591.14	105.38
10E000 1500 4100 22 000000	JH SOFTBALL SUPPLIES	2,000.00	0.00	0.00	457.35	1,542.65	2,414.79	0.00
10E000 1500 4100 23 000000	JH VOLLEYBALL SUPPLIES	500.00	0.00	0.00	500.00	0.00	0.00	0.00
10E000 1500 4100 24 000000	JH CHEERLEADING SUPPLIES	100.00	0.00	0.00	100.00	0.00	0.00	0.00
10E000 1500 4100 25 000000	JH DANCE/POM PON SUPPLIES	1,500.00	0.00	0.00	1,500.00	0.00	247.49	0.00
10E000 1500 4100 26 000000	JH BOYS TRACK SUPPLIES	1,000.00	0.00	0.00	1,000.00	0.00	0.00	0.00
10E000 1500 4100 27 000000	JH BOYS CROSS COUNTRY SUPPL	200.00	0.00	0.00	200.00	0.00	179.86	0.00
10E000 1500 4100 31 000000	HS GIRLS BASKETBALL SUPPLIE	4,000.00	3,674.67	4,774.67	-2,151.67	1,377.00	4,500.00	119.37
10E000 1500 4100 32 000000	HS GIRLS CROSS COUNTRY SUPP	1,000.00	0.00	250.00	750.00	0.00	525.00	25.00
10E000 1500 4100 33 000000	HS GIRLS TRACK SUPPLIES	2,500.00	0.00	0.00	1,665.00	835.00	832.82	0.00
10E000 1500 4100 34 000000	HS GIRLS GOLF SUPPLIES	1,000.00	0.00	943.35	56.65	0.00	613.50	94.34
10E000 1500 4100 35 000000	HS GIRLS TENNIS SUPPLIES	1,000.00	0.00	874.57	125.43	0.00	0.00	87.46
10E000 1500 4100 36 000000	HS GIRLS SOCCER SUPPLIES	3,000.00	0.00	0.00	3,000.00	0.00	4,577.00	0.00
10E000 1500 4100 40 000000	JH GIRLS BASKETBALL SUPPLIE	1,000.00	0.00	350.00	360.00	290.00	579.00	35.00
10E000 1500 4100 41 000000	JH GIRLS TRACK SUPPLIES	1,500.00	0.00	0.00	1,500.00	0.00	0.00	0.00
10E000 1500 4100 42 000000	JH GIRLS CROSS COUNTRY SUPP	0.00	0.00	0.00	0.00	0.00	0.00	0.00
10E000 1500 4110 00 000000	ATHL: AWARDS	9,500.00	0.00	0.00	9,500.00	0.00	9,387.95	0.00
10E000 1500 4110 01 000000	FOOTBALL AWARDS	400.00	0.00	0.00	400.00	0.00	388.55	0.00
10E000 1500 4110 02 000000	HS BOYS CROSS COUNTRY AWARD	200.00	0.00	0.00	116.00	0.00	107.75	0.00
10E000 1500 4110 03 000000	HS BOYS TENNIS AWARDS	200.00	0.00	0.00	144.00	0.00	187.65	0.00
10E000 1500 4110 04 000000	HS BOYS SOCCER AWARDS	200.00	0.00	0.00	200.00	0.00	197.80	0.00
10E000 1500 4110 05 000000	HS BOYS TRACK AWARDS	200.00	0.00	0.00	144.00	0.00	33.75	0.00
10E000 1500 4110 06 000000	WRESTLING AWARDS	200.00	0.00	0.00	116.00	0.00	49.50	0.00
10E000 1500 4110 07 000000	BASEBALL AWARDS	200.00	0.00	0.00	200.00	0.00	117.25	0.00
10E000 1500 4110 08 000000	SOFTBALL AWARDS	150.00	0.00	0.00	66.00	0.00	36.00	0.00
10E000 1500 4110 09 000000	FISHING AWARDS	100.00	0.00	0.00	44.00	0.00	35.25	0.00
10E000 1500 4110 10 000000	BOWLING AWARDS	100.00	0.00	0.00	100.00	0.00	70.00	0.00
10E000 1500 4110 11 000000	VOLLEYBALL AWARDS	250.00	0.00	0.00	250.00	0.00	224.65	0.00
10E000 1500 4110 12 000000	HS BOYS GOLF AWARDS	100.00	0.00	0.00	100.00	0.00	41.00	0.00
10E000 1500 4110 13 000000	CHEERLEADING AWARDS	250.00	0.00	0.00	250.00	0.00	190.59	0.00
10E000 1500 4110 14 000000	DANCE/POM PON AWARDS	200.00	0.00	0.00	200.00	0.00	94.60	0.00
10E000 1500 4110 15 000000	HS BOYS BASKETBALL AWARDS	200.00	0.00	0.00	200.00	0.00	155.40	0.00
10E000 1500 4110 20 000000	JH BOYS BASKETBALL AWARDS	200.00	0.00	0.00	200.00	0.00	0.00	0.00
10E000 1500 4110 21 000000	JH BASEBALL AWARDS	200.00	0.00	0.00	200.00	0.00	166.34	0.00
10E000 1500 4110 22 000000	JH SOFTBALL AWARDS	200.00	0.00	0.00	200.00	0.00	55.00	0.00

Account Number	Account Level Description Account Number	2021-22 Original Budget	September 2021-22 Monthly Activity	2021-22 FYTD Activity	2021-22 Available Funds	Encumbered Amount	2020-21 FY Activity	2021-22 FYTD %
10	EDUCATIONAL FUND							
10E000 1500 4110 23 000000	JH VOLLEYBALL AAWARDS	200.00	0.00	0.00	200.00	0.00	55.00	0.00
10E000 1500 4110 24 000000	JH CHEERLEADING AWARDS	200.00	0.00	0.00	200.00	0.00	116.40	0.00
10E000 1500 4110 25 000000	JH DANCE/POM PON AWARDS	300.00	0.00	0.00	300.00	0.00	280.54	0.00
10E000 1500 4110 26 000000	JH BOYS TRACK AWARDS	700.00	0.00	0.00	700.00	0.00	0.00	0.00
10E000 1500 4110 27 000000	JH BOYS CROSS COUNTRY AWARD	600.00	0.00	0.00	600.00	0.00	578.50	0.00
10E000 1500 4110 31 000000	HS GIRLS BASKETBALL AWARDS	100.00	0.00	0.00	100.00	0.00	93.25	0.00
10E000 1500 4110 32 000000	HS GIRLS CROSS COUNTRY AWAR	100.00	0.00	0.00	89.50	0.00	66.25	0.00
10E000 1500 4110 33 000000	HS GIRLS TRACK AWARDS	150.00	0.00	0.00	80.00	0.00	33.75	0.00
10E000 1500 4110 34 000000	HS GIRLS GOLF AWARDS	200.00	0.00	0.00	200.00	0.00	97.00	0.00
10E000 1500 4110 35 000000	HS GIRLS TENNIS AWARDS	300.00	0.00	0.00	300.00	0.00	267.90	0.00
10E000 1500 4110 36 000000	HS GIRLS SOCCER AWARDS	250.00	0.00	0.00	180.00	0.00	199.55	0.00
10E000 1500 4110 37 000000	HS COLOR GUARD AWARDS	0.00	0.00	0.00	0.00	0.00	0.00	0.00
10E000 1500 4110 40 000000	JH GIRLS BASKETBALL AWARDS	200.00	0.00	0.00	200.00	0.00	116.40	0.00
10E000 1500 4110 42 000000	JH GIRLS CROSS COUNTRY AWAR	300.00	0.00	0.00	300.00	0.00	0.00	0.00
10E000 1500 4120 01 000000	FOOTBALL MEALS	1,000.00	0.00	0.00	1,000.00	0.00	0.00	0.00
10E000 1500 4120 02 000000	HS BOYS CROSS COUNTRY MEALS	1,000.00	0.00	0.00	1,000.00	0.00	0.00	0.00
10E000 1500 4120 03 000000	HS BOYS TENNIS MEALS	1,000.00	0.00	0.00	1,000.00	0.00	0.00	0.00
10E000 1500 4120 04 000000	HS BOYS SOCCER MEALS	500.00	0.00	0.00	500.00	0.00	260.00	0.00
10E000 1500 4120 05 000000	HS BOYS TRACK AWARDS/MEALS	1,500.00	0.00	0.00	1,745.00	0.00	1,479.86	0.00
10E000 1500 4120 06 000000	WRESTLING AWARDS/MEALS	3,200.00	0.00	0.00	3,095.00	0.00	-338.00	0.00
10E000 1500 4120 07 000000	BASEBALL AWARDS/MEALS	200.00	0.00	0.00	200.00	0.00	0.00	0.00
10E000 1500 4120 08 000000	SOFTBALL AWARDS/MEALS	200.00	0.00	0.00	70.00	0.00	145.00	0.00
10E000 1500 4120 09 000000	FISHING AWARDS/MEALS	100.00	0.00	0.00	100.00	0.00	0.00	0.00
10E000 1500 4120 10 000000	BOWLING AWARDS/MEALS	200.00	0.00	0.00	200.00	0.00	0.00	0.00
10E000 1500 4120 11 000000	VOLLEYBALL AWARDS/MEALS	400.00	0.00	0.00	400.00	0.00	155.00	0.00
10E000 1500 4120 12 000000	HS BOYS GOLF AWARDS/MEALS	400.00	0.00	0.00	400.00	0.00	175.00	0.00
10E000 1500 4120 13 000000	CHEERLEADING AWARDS/MEALS	200.00	0.00	0.00	200.00	0.00	140.00	0.00
10E000 1500 4120 14 000000	DANCE/POM PON AWARDS/MEALS	400.00	0.00	0.00	400.00	0.00	125.00	0.00
10E000 1500 4120 15 000000	HS BOYS BASKETBALL AWARDS/M	300.00	0.00	0.00	300.00	0.00	148.65	0.00
10E000 1500 4120 20 000000	JH BOYS BASKETBALL AWARDS/M	250.00	0.00	0.00	250.00	0.00	165.00	0.00
10E000 1500 4120 21 000000	JH BASEBALL AWARDS/MEALS	0.00	0.00	0.00	0.00	0.00	0.00	0.00
10E000 1500 4120 22 000000	JH SOFTBALL AWARDS/MEALS	100.00	0.00	0.00	100.00	0.00	0.00	0.00
10E000 1500 4120 23 000000	JH VOLLEYBALL AAWARDS/MEALS	200.00	0.00	0.00	200.00	0.00	145.22	0.00
10E000 1500 4120 26 000000	JH BOYS TRACK AWARDS/MEALS	400.00	0.00	0.00	400.00	0.00	277.17	0.00
10E000 1500 4120 31 000000	HS GIRLS BASKETBALL AWARDS/	200.00	0.00	0.00	200.00	0.00	217.89	0.00
10E000 1500 4120 32 000000	HS GIRLS CROSS COUNTRY AWAR	200.00	0.00	0.00	200.00	0.00	52.98	0.00
10E000 1500 4120 33 000000	HS GIRLS TRACK AWARDS/MEALS	600.00	0.00	0.00	452.21	0.00	511.77	0.00
10E000 1500 4120 34 000000	HS GIRLS GOLF AWARDS/MEALS	1,000.00	0.00	0.00	1,000.00	0.00	428.82	0.00

Account Number	Account Level Description Account Number	2021-22 Original Budget	September 2021-22 Monthly Activity	2021-22 FYTD Activity	2021-22 Available Funds	Encumbered Amount	2020-21 FY Activity	2021-22 FYTD %
10	EDUCATIONAL FUND							
10E000 1500 4120 35 000000	HS GIRLS TENNIS AWARDS/MEAL	800.00	0.00	0.00	800.00	0.00	0.00	0.00
10E000 1500 4120 40 000000	JH GIRLS BASKETBALL AWARDS/	200.00	0.00	0.00	200.00	0.00	116.32	0.00
10E303 1500 4120 36 000000	HS GIRLS SOCCER MEALS	200.00	0.00	0.00	200.00	0.00	0.00	0.00
10E000 1500 5400 00 000000	ATHL: CAP OUT	10,000.00	0.00	0.00	10,000.00	0.00	0.00	0.00
10E000 1500 5400 02 000000	BOYS CROSS COUNTRY CAP OUTL	600.00	0.00	0.00	600.00	0.00	550.00	0.00
10E000 1500 5400 04 000000	HS BOYS SOCCER CAPITAL OUTL	0.00	0.00	0.00	0.00	0.00	0.00	0.00
10E000 1500 5400 05 000000	HS BOYS TRACK CAPITAL OUTLA	1,500.00	0.00	665.00	-20,020.00	0.00	1,904.99	44.33
10E000 1500 5400 06 000000	WRESTLING CAPITAL OUTLAY	0.00	0.00	0.00	0.00	0.00	0.00	0.00
10E000 1500 5400 07 000000	BASEBALL CAPITAL OUTLAY	1,000.00	0.00	0.00	1,000.00	0.00	0.00	0.00
10E000 1500 5400 08 000000	SOFTBALL CAPITAL OUTLAY	2,200.00	0.00	0.00	150.00	2,050.00	0.00	0.00
10E000 1500 5400 10 000000	BOWLING CAPITAL OUTLAY	0.00	0.00	0.00	0.00	0.00	0.00	0.00
10E000 1500 5400 11 000000	VOLLEYBALL CAPITAL OUTLAY	700.00	0.00	627.00	73.00	0.00	0.00	89.57
10E000 1500 5400 26 000000	JH BOYS TRACK CAPITAL OUTLA	0.00	0.00	0.00	0.00	0.00	0.00	0.00
10E000 1500 5400 32 000000	GIRLS CROSS COUNTRY CAP OUT	0.00	0.00	0.00	0.00	0.00	0.00	0.00
10E000 1500 5400 33 000000	HS GIRLS TRACK CAPTIAL OUTL	600.00	0.00	0.00	50.00	550.00	0.00	0.00
10E000 1500 5400 41 000000	JH GIRLS TRACK CAPITAL OUTL	0.00	0.00	0.00	0.00	0.00	0.00	0.00
10E000 1500 5400 42 000000	JH GIRLS CROSS COUNTRY CAPI	0.00	0.00	0.00	0.00	0.00	0.00	0.00
10E000 1500 6400 00 000000	ATHL: DUES/FEES	3,000.00	0.00	1,625.00	355.00	20.00	3,120.00	54.17
10E000 1500 6400 01 000000	FOOTBALL DUES/FEES	700.00	0.00	0.00	700.00	0.00	668.00	0.00
10E000 1500 6400 02 000000	HS BOYS CROSS COUNTRY DUES/	800.00	0.00	0.00	487.50	0.00	162.50	0.00
10E000 1500 6400 03 000000	HS BOYS TENNIS DUES/FEES	200.00	0.00	0.00	200.00	0.00	100.00	0.00
10E000 1500 6400 04 000000	HS BOYS SOCCER DUES/FEES	400.00	0.00	0.00	350.00	0.00	0.00	0.00
10E000 1500 6400 05 000000	HS BOYS TRACK DUES/FEES	500.00	0.00	0.00	500.00	0.00	265.00	0.00
10E000 1500 6400 06 000000	WRESTLING DUES/FEES	1,000.00	0.00	0.00	1,000.00	0.00	150.00	0.00
10E000 1500 6400 07 000000	BASEBALL DUES/FEES	100.00	0.00	0.00	100.00	0.00	100.00	0.00
10E000 1500 6400 08 000000	SOFTBALL DUES/FEES	300.00	0.00	0.00	300.00	0.00	100.00	0.00
10E000 1500 6400 09 000000	FISHING DUES/FEES	500.00	0.00	0.00	500.00	0.00	300.00	0.00
10E000 1500 6400 10 000000	BOWLING DUES/FEES	1,200.00	0.00	0.00	1,200.00	0.00	100.00	0.00
10E000 1500 6400 11 000000	VOLLEYBALL DUES/FEES	800.00	0.00	0.00	625.00	0.00	0.00	0.00
10E000 1500 6400 12 000000	HS BOYS GOLF DUES/FEES	4,000.00	0.00	0.00	3,500.00	0.00	3,539.00	0.00
10E000 1500 6400 15 000000	HS BOYS BASKETBALL DUES/FEE	500.00	0.00	0.00	500.00	0.00	50.00	0.00
10E000 1500 6400 20 000000	JH BOYS BASKETBALL DUES/FEE	50.00	0.00	0.00	50.00	0.00	0.00	0.00
10E000 1500 6400 21 000000	JH BASEBALL DUES/FEES	150.00	0.00	0.00	150.00	0.00	0.00	0.00
10E000 1500 6400 23 000000	JH VOLLEYBALL DUES/FEES	400.00	0.00	0.00	400.00	0.00	0.00	0.00
10E000 1500 6400 25 000000	JH DANCE/POM POM DUES/FEES	300.00	0.00	0.00	300.00	0.00	0.00	0.00
10E000 1500 6400 26 000000	JH BOYS TRACK DUES/FEES	300.00	0.00	0.00	300.00	0.00	0.00	0.00
10E000 1500 6400 27 000000	JH BOYS CROSS COUNTRY DUES/	400.00	0.00	0.00	400.00	0.00	59.86	0.00
10E000 1500 6400 31 000000	HS GIRLS BASKETBALL DUES/FE	550.00	0.00	0.00	550.00	0.00	0.00	0.00

Account Number	Account Level Description Account Number	2021-22 Original Budget	September 2021-22 Monthly Activity	2021-22 FYTD Activity	2021-22 Available Funds	Encumbered Amount	2020-21 FY Activity	2021-22 FYTD %
10	EDUCATIONAL FUND							
10E000 1500 6400 32 000000	HS GIRLS CROSS COUNTRY DUES	800.00	0.00	0.00	637.50	0.00	162.50	0.00
10E000 1500 6400 33 000000	HS GIRLS TRACK DUES/FEES	1,500.00	0.00	0.00	1,500.00	0.00	650.00	0.00
10E000 1500 6400 34 000000	HS GIRLS GOLF DUES/FEES	4,500.00	0.00	0.00	3,715.00	0.00	2,698.33	0.00
10E000 1500 6400 35 000000	HS GIRLS TENNIS DUES/FEES	150.00	0.00	0.00	150.00	0.00	135.00	0.00
10E000 1500 6400 36 000000	HS GIRLS SOCCER DUES/FEES	500.00	0.00	0.00	500.00	0.00	130.00	0.00
10E000 1500 6400 40 000000	JH GIRLS BASKETBALL DUES/FE	200.00	0.00	0.00	200.00	0.00	0.00	0.00
10E000 1500 6400 41 000000	JH GIRLS TRACK DUES/FEES	0.00	0.00	0.00	0.00	0.00	0.00	0.00
10E000 1500 6400 42 000000	JH GIRLS CROSS COUNTRY DUES	0.00	0.00	0.00	0.00	0.00	0.00	0.00
10E303 1500 6400 13 000000	HS CHEERLEADING DUE/FEES	0.00	0.00	0.00	0.00	0.00	0.00	0.00
10E000 1501 1120 00 000000	ADAMS: ATHL: COACHES	16,000.00	1,583.34	1,916.70	14,083.30	0.00	15,166.79	11.98
10E000 1501 2100 00 000000	ADAMS TRS EMPR.	0.00	0.00	0.00	0.00	0.00	0.00	0.00
10E000 1501 2110 00 000000	ADAMS: ATHL: TRS 9%	350.00	24.72	24.72	325.28	0.00	214.26	7.06
10E000 1501 2120 00 000000	ADAMS: ATHL: IMRF	150.00	31.42	31.42	118.58	0.00	141.38	20.95
10E000 1501 2130 00 000000	ADAMS: ATHL: FICA	0.00	0.00	0.00	0.00	0.00	0.00	0.00
10E000 1501 2140 00 000000	ADAMS: ATHL: MEDICARE	0.00	0.00	0.00	0.00	0.00	0.00	0.00
10E000 1501 2170 00 000000	ADAMS: ATHL: TRS .58%	30.00	1.62	1.62	28.38	0.00	14.00	5.40
10E000 1501 2250 00 000000	ADAMS: ATHL: TRS INS	100.00	4.32	4.32	95.68	0.00	53.52	4.32
10E000 1501 3190 00 000000	ADAMS: ATHL: OFFICIALS	6,000.00	0.00	0.00	6,000.00	0.00	2,128.51	0.00
10E000 1501 4100 00 000000	ADAMS: ATHL: SUPPLIES	200.00	0.00	0.00	200.00	0.00	203.15	0.00
10E000 1501 6400 00 000000	ADAMS: ATHL: DUES/FEES	1,500.00	79.69	79.69	1,420.31	0.00	311.70	5.31
10E000 1600 1120 00 000002	JH SUM SCH SALARY: TEACHER	7,000.00	0.00	0.00	7,000.00	0.00	135.00	0.00
10E000 1600 1120 00 000003	HS SUM SCH SALARY: TEACH	20,000.00	0.00	0.00	20,000.00	0.00	0.00	0.00
10E000 1600 2110 00 000002	JH SUMMER SCHHOL TRS 9%	700.00	0.00	0.00	700.00	0.00	13.35	0.00
10E000 1600 2110 00 000003	HS SUMMER SCHOOL TRS 9%	1,500.00	0.00	0.00	1,500.00	0.00	0.00	0.00
10E000 1600 2170 00 000002	JH SUMMER SCHOOL TRS .58%	100.00	0.00	0.00	100.00	0.00	0.86	0.00
10E000 1600 2170 00 000003	HS SUMMER SCHOOL TRS .58%	200.00	0.00	0.00	200.00	0.00	0.00	0.00
10E000 1600 2250 00 000002	JH SUMMER SCHOOL TRS HEALTH	150.00	0.00	0.00	150.00	0.00	3.20	0.00
10E000 1600 2250 00 000003	HS SUMMER SCHOOL TRS HEALTH	400.00	0.00	0.00	400.00	0.00	0.00	0.00
10E105 2122 1120 00 000000	ADAMS PUPIL SERV SALARY	72,545.00	6,045.42	17,742.94	54,802.06	0.00	61,318.28	24.46
10E107 2122 1120 00 000000	JEFFERSON PUPIL SERV SALARY	0.00	0.00	0.00	0.00	0.00	0.00	0.00
10E108 2122 1120 00 000000	LINCOLN PUP SERV SALARY	67,400.00	5,616.26	16,480.42	50,919.58	0.00	64,809.96	24.45
10E109 2122 1120 00 000000	LONGFELLOW PUPIL SERV SALAR	6,000.00	0.00	0.00	6,000.00	0.00	5,921.65	0.00
10E110 2122 1120 00 000000	WASHINGTON PUPIL SERV SALAR	60,000.00	0.00	0.00	60,000.00	0.00	0.00	0.00
10E204 2122 1120 00 000000	JH PUPIL SERV SALARY	122,000.00	10,147.50	29,775.82	92,224.18	0.00	118,837.75	24.41
10E303 2122 1120 00 000000	HS PUPIL SERV SALARY	340,500.00	28,413.78	83,234.66	257,265.34	0.00	326,883.60	24.44
10E902 2122 1120 30 000000	TITLE I SALARY	144,000.00	0.00	0.00	144,000.00	0.00	0.00	0.00
10E902 2122 1120 30 105000	ADAMS TITLE I SALARY	0.00	567.20	567.20	-567.20	0.00	8,491.84	0.00
10E902 2122 1120 30 107000	JEFFERSON TITLE I SALARY	0.00	567.20	567.20	-567.20	0.00	4,211.28	0.00

Account Number	Account Level Description Account Number	2021-22 Original Budget	September 2021-22 Monthly Activity	2021-22 FYTD Activity	2021-22 Available Funds	Encumbered Amount	2020-21 FY Activity	2021-22 FYTD %
10	EDUCATIONAL FUND							
10E902 2122 1120 30 108000	LINCOLN TITLE I SALARY	0.00	567.20	567.20	-567.20	0.00	0.00	0.00
10E902 2122 1120 30 109000	LONGFELLOW TITLE I SALARY	0.00	9,610.52	9,610.52	-9,610.52	0.00	4,211.24	0.00
10E902 2122 1120 30 110000	WASHINGTON TITLE I SALARY	0.00	567.20	567.20	-567.20	0.00	0.00	0.00
10E930 2122 1120 00 107000	TITLE I PUPIL SALARY	0.00	0.00	8,797.52	-8,797.52	0.00	26,392.56	0.00
10E930 2122 1120 00 109000	TITLE I PUPIL SALARY	0.00	0.00	8,664.16	-8,664.16	0.00	43,320.80	0.00
10E930 2122 1120 00 110000	TITLE I PUPIL SALARY	0.00	0.00	5,698.76	-5,698.76	0.00	39,891.24	0.00
10E930 2122 1120 30 000000	TITLE I:PUPIL SERV. SAL	23,200.00	0.00	0.00	23,200.00	0.00	0.00	0.00
10E105 2122 1130 00 000000	ADAMS PUPIL SERV INCREMENT	4,775.00	397.70	1,175.78	3,599.22	0.00	4,644.32	24.62
10E204 2122 1130 00 000000	JH PUPIL SERV INCREMENT	4,700.00	385.20	1,138.28	3,561.72	0.00	4,494.32	24.22
10E303 2122 1130 00 000000	HS PUPIL SERV INCREMENT	27,500.00	2,256.28	6,660.72	20,839.28	0.00	26,270.80	24.22
10E107 2122 1200 00 000000	JEFFERSON SUB FOR 2122	0.00	0.00	0.00	0.00	0.00	0.00	0.00
10E108 2122 1200 00 000000	LINCOLN SUB FOR 2122	500.00	0.00	0.00	500.00	0.00	180.00	0.00
10E110 2122 1200 00 000000	WASHINGTON SUB FOR 2122	250.00	0.00	0.00	250.00	0.00	0.00	0.00
10E204 2122 1200 00 000000	MJHS SUB FOR 2122	250.00	0.00	0.00	250.00	0.00	0.00	0.00
10E902 2122 1200 30 107000	JE TITLE I PUPIL SERV	0.00	0.00	0.00	0.00	0.00	0.00	0.00
10E902 2122 1200 30 109000	LO TITLE I PUPIL SERV	0.00	0.00	0.00	0.00	0.00	0.00	0.00
10E105 2122 2100 00 000000	ADAMS TRS-R	0.00	0.00	0.00	0.00	0.00	2,007.20	0.00
10E107 2122 2100 00 000000	JEFFERSON TRS-R	0.00	0.00	0.00	0.00	0.00	0.00	0.00
10E108 2122 2100 00 000000	LINCOLN TRS-R	0.00	0.00	0.00	0.00	0.00	0.00	0.00
10E109 2122 2100 00 000000	LONGFELLOW TRS-R	0.00	0.00	0.00	0.00	0.00	0.00	0.00
10E110 2122 2100 00 000000	WASHINGTON TRS-R	0.00	0.00	0.00	0.00	0.00	0.00	0.00
10E204 2122 2100 00 000000	JH TRS-R	0.00	0.00	0.00	0.00	0.00	0.00	0.00
10E303 2122 2100 00 000000	HS TRS-R	0.00	0.00	0.00	0.00	0.00	0.00	0.00
10E902 2122 2100 30 000000	TITLE I FEDERAL TRS	16,500.00	0.00	0.00	16,500.00	0.00	0.00	0.00
10E902 2122 2100 30 105000	AD TITLE I PUPIL SERV FED T	0.00	64.26	64.26	-64.26	0.00	0.00	0.00
10E902 2122 2100 30 107000	JE TITLE I PUPIL SERV FED T	0.00	64.26	64.26	-64.26	0.00	0.00	0.00
10E902 2122 2100 30 108000		0.00	64.26	64.26	-64.26	0.00	0.00	0.00
10E902 2122 2100 30 109000	LO TITLE I PUPIL SERV FED T	0.00	1,088.84	1,088.84	-1,088.84	0.00	0.00	0.00
10E902 2122 2100 30 110000		0.00	64.26	64.26	-64.26	0.00	0.00	0.00
10E930 2122 2100 00 107000	JE TITLE I PUPIL SERV FED T	0.00	0.00	0.00	0.00	0.00	3,019.20	0.00
10E930 2122 2100 00 109000	LO TITIE I PUPIL SERV FED T	0.00	0.00	0.00	0.00	0.00	4,955.60	0.00
10E930 2122 2100 00 110000	WA TITILE I PUPIL SERV FED	0.00	0.00	0.00	0.00	0.00	1,955.76	0.00
10E930 2122 2100 30 000000	TITLE I:PUPIL SER TRS 10	0.00	0.00	0.00	0.00	0.00	0.00	0.00
10E105 2122 2110 00 000000	ADAMS PUPIL SERV TRS	7,500.00	637.24	637.24	6,862.76	0.00	7,403.04	8.50
10E107 2122 2110 00 000000	JEFFERSON PUPIL SERV TRS	0.00	0.00	0.00	0.00	0.00	0.00	0.00
10E108 2122 2110 00 000000	LINCOLN PUPIL SERV TRS	6,650.00	555.46	555.46	6,094.54	0.00	6,446.86	8.35
10E109 2122 2110 00 000000	LONGFELLOW PUPIL SERV TRS	500.00	0.00	0.00	500.00	0.00	0.00	0.00
10E110 2122 2110 00 000000	WASHINGTON PUPIL SERV TRS	6,000.00	0.00	0.00	6,000.00	0.00	0.00	0.00

Account Number	Account Level Description Account Number	2021-22 Original Budget	September 2021-22 Monthly Activity	2021-22 FYTD Activity	2021-22 Available Funds	Encumbered Amount	2020-21 FY Activity	2021-22 FYTD %
10	EDUCATIONAL FUND							
10E204 2122 2110 00 000000	JH PUPIL SERV TRS	13,000.00	1,041.70	1,041.70	11,958.30	0.00	11,701.51	8.01
10E303 2122 2110 00 000000	HS PUPIL SERV TRS 9%	36,500.00	3,033.28	3,033.28	33,466.72	0.00	35,144.76	8.31
10E902 2122 2110 30 105000	AD TITLE I PUPIL SERV TRS	0.00	56.10	56.10	-56.10	0.00	0.00	0.00
10E902 2122 2110 30 107000	JE TITLE I PUPIL SERV TRS	0.00	56.10	56.10	-56.10	0.00	0.00	0.00
10E902 2122 2110 30 108000		0.00	56.10	56.10	-56.10	0.00	0.00	0.00
10E902 2122 2110 30 109000	LO TITLE I PUPIL SERV TRS	0.00	950.50	950.50	-950.50	0.00	0.00	0.00
10E902 2122 2110 30 110000		0.00	56.10	56.10	-56.10	0.00	0.00	0.00
10E930 2122 2110 00 107000	JE TITILE I PUPIL SERV TRS	0.00	0.00	0.00	0.00	0.00	3,480.31	0.00
10E930 2122 2110 00 109000	LO TITLE I PUPIL SERV TRS	0.00	0.00	0.00	0.00	0.00	5,141.29	0.00
10E930 2122 2110 00 110000	WA TITLE I PUPIL SERV TRS	0.00	0.00	0.00	0.00	0.00	4,509.00	0.00
10E930 2122 2110 30 000000	TITLE I:PUPIL TRS 9.8901	0.00	0.00	0.00	0.00	0.00	0.00	0.00
10E105 2122 2170 00 000000	ADAMS PUPIL SERV TRS .58	500.00	41.24	41.24	458.76	0.00	479.23	8.25
10E107 2122 2170 00 000000	JEFFERSON PUP SERV TRS .58	0.00	0.00	0.00	0.00	0.00	0.00	0.00
10E108 2122 2170 00 000000	LINCOLN PUPIL SERV TRS	500.00	35.96	35.96	464.04	0.00	418.35	7.19
10E109 2122 2170 00 000000	LONGFELLOW PUPIL SERV TRS .	100.00	0.00	0.00	100.00	0.00	0.00	0.00
10E110 2122 2170 00 000000	WASHINGTON PUPIL SERV TRS .	400.00	0.00	0.00	400.00	0.00	0.00	0.00
10E204 2122 2170 00 000000	JH PUPIL SERV TRS .58%	1,000.00	67.42	67.42	932.58	0.00	757.50	6.74
10E303 2122 2170 00 000000	HS PUPIL SERV TRS .58	2,400.00	196.36	196.36	2,203.64	0.00	2,274.64	8.18
10E902 2122 2170 30 105000	AD TITLE I PUPIL SERV TRS .	0.00	3.62	3.62	-3.62	0.00	0.00	0.00
10E902 2122 2170 30 107000	JE TITLE I PUPIL SERV TRS .	0.00	3.62	3.62	-3.62	0.00	0.00	0.00
10E902 2122 2170 30 108000		0.00	3.62	3.62	-3.62	0.00	0.00	0.00
10E902 2122 2170 30 109000	LO TITLE I PUPIL SERV TRS .	0.00	61.52	61.52	-61.52	0.00	0.00	0.00
10E902 2122 2170 30 110000		0.00	3.62	3.62	-3.62	0.00	0.00	0.00
10E930 2122 2170 00 107000	JE TITLE I PUPIL SERV TRS .	0.00	0.00	0.00	0.00	0.00	225.26	0.00
10E930 2122 2170 00 109000	LO TITLE I PUPIL SERV TRS .	0.00	0.00	0.00	0.00	0.00	332.84	0.00
10E930 2122 2170 00 110000	WA TITLE I PUPIL SERV TRS .	0.00	0.00	0.00	0.00	0.00	291.83	0.00
10E930 2122 2170 30 000000	TITLE I:PUPIL SER TRS.58	0.00	0.00	0.00	0.00	0.00	0.00	0.00
10E105 2122 2220 00 000000	ADAMS PUPIL SERV HEALTH INS	15,000.00	1,216.78	3,539.70	11,460.30	0.00	11,061.40	23.60
10E107 2122 2220 00 000000	JEFFERSON PUP SERV HEALTH I	0.00	0.00	0.00	0.00	0.00	0.00	0.00
10E108 2122 2220 00 000000	LINCOLN PUPIL SERV HEALTH I	20,100.00	1,725.50	5,019.62	15,080.38	0.00	18,680.82	24.97
10E109 2122 2220 00 000000	LONGFELLOW PUPIL SERV HEALT	0.00	0.00	0.00	0.00	0.00	0.00	0.00
10E110 2122 2220 00 000000	WASHINGTON PUPIL SERV HEALT	0.00	0.00	0.00	0.00	0.00	0.00	0.00
10E204 2122 2220 00 000000	JH PUPIL SERV HEALTH INS	41,500.00	3,451.00	10,039.24	31,460.76	0.00	37,361.64	24.19
10E303 2122 2220 00 000000	HS PUPIL SERV HEALTH INSURA	79,000.00	6,542.32	19,032.12	59,967.88	0.00	69,837.96	24.09
10E902 2122 2220 30 105000	AD TITLE I HEALTH INS	0.00	147.28	147.28	-147.28	0.00	2,111.72	0.00
10E902 2122 2220 30 107000	JE TITLE I HEALTH INS	0.00	147.28	147.28	-147.28	0.00	570.78	0.00
10E902 2122 2220 30 108000		0.00	147.28	147.28	-147.28	0.00	0.00	0.00
10E902 2122 2220 30 109000	LO TITLE I HEALTH INS	0.00	805.04	805.04	-805.04	0.00	570.78	0.00

Account Number	Account Level Description Account Number	2021-22 Original Budget	September 2021-22 Monthly Activity	2021-22 FYTD Activity	2021-22 Available Funds	Encumbered Amount	2020-21 FY Activity	2021-22 FYTD %
10	EDUCATIONAL FUND							
10E902 2122 2220 30 110000		0.00	147.28	147.28	-147.28	0.00	0.00	0.00
10E930 2122 2220 00 107000	JE TITLE I HEALTH INS	0.00	0.00	1,255.72	-1,255.72	0.00	3,587.76	0.00
10E930 2122 2220 30 000000	TITLE I:PUPIL SERV. INS	1,300.00	0.00	0.00	1,300.00	0.00	0.00	0.00
10E105 2122 2250 00 000000	ADAMS PUPIL SERV TRS INS	1,300.00	111.16	111.16	1,188.84	0.00	1,805.14	8.55
10E107 2122 2250 00 000000	JEFFERSON PUPIL SERV TRS IN	0.00	0.00	0.00	0.00	0.00	0.00	0.00
10E108 2122 2250 00 000000	LINCOLN PUPIL SERV TRS INS	1,600.00	96.90	96.90	1,503.10	0.00	1,548.81	6.06
10E109 2122 2250 00 000000	LONGFELLOW PUPIL SERV TRS I	0.00	0.00	0.00	0.00	0.00	0.00	0.00
10E110 2122 2250 00 000000	WASHINGTON PUPIL SERV TRS I	1,500.00	0.00	0.00	1,500.00	0.00	0.00	0.00
10E204 2122 2250 00 000000	JH PUPIL SERV TRS INS	2,900.00	181.72	181.72	2,718.28	0.00	2,808.42	6.27
10E303 2122 2250 00 000000	HS PUPIL SERV TRS HEALTH IN	8,000.00	529.17	529.17	7,470.83	0.00	8,427.61	6.61
10E902 2122 2250 30 105000	AD TITLE I TRS HEALTH	0.00	9.78	9.78	-9.78	0.00	-28.36	0.00
10E902 2122 2250 30 107000	JE TITLE I TRS HEALTH	0.00	9.78	9.78	-9.78	0.00	-30.23	0.00
10E902 2122 2250 30 108000		0.00	9.78	9.78	-9.78	0.00	0.00	0.00
10E902 2122 2250 30 109000	LO TITLE I TRS HEALTH	0.00	165.82	165.82	-165.82	0.00	30.23	0.00
10E902 2122 2250 30 110000		0.00	9.78	9.78	-9.78	0.00	0.00	0.00
10E930 2122 2250 00 107000	JE TITLE I TRS HEALTH	0.00	0.00	0.00	0.00	0.00	782.14	0.00
10E930 2122 2250 00 109000	LO TITLE I TRS HEALTH	0.00	0.00	0.00	0.00	0.00	1,233.90	0.00
10E930 2122 2250 00 110000	WA TITLE I TRS HEALTH	0.00	0.00	0.00	0.00	0.00	1,082.17	0.00
10E930 2122 2250 30 000000	TITLE I:PUR SERV .5% IN	106,500.00	0.00	0.00	106,500.00	0.00	0.00	0.00
10E105 2122 3320 00 000000	ADAMS PUPIL SERV TRAVEL	0.00	0.00	0.00	0.00	0.00	0.00	0.00
10E107 2122 3320 00 000000	JEFFERSON PUPIL SERV TRAVEL	0.00	0.00	0.00	0.00	0.00	0.00	0.00
10E108 2122 3320 00 000000	LINCOLN PUPIL SERV TRAVEL	0.00	0.00	0.00	0.00	0.00	0.00	0.00
10E109 2122 3320 00 000000	LONGFELLOW PUPIL SERV TRAVE	0.00	0.00	0.00	0.00	0.00	0.00	0.00
10E110 2122 3320 00 000000	WASHINGTON PUPIL SERV TRAVE	0.00	0.00	0.00	0.00	0.00	0.00	0.00
10E204 2122 3320 00 000000	JH PUPIL SERV TRAVEL	0.00	0.00	0.00	0.00	0.00	0.00	0.00
10E303 2122 3320 00 000000	HS PUPIL SERV TRAVEL	0.00	0.00	0.00	0.00	0.00	0.00	0.00
10E105 2122 4100 00 000000	ADAMS PUPIL SERV SUPPLIES	0.00	0.00	0.00	0.00	0.00	0.00	0.00
10E107 2122 4100 00 000000	JEFFERSON PUP SERV SUPPLIES	0.00	0.00	0.00	0.00	0.00	0.00	0.00
10E108 2122 4100 00 000000	LINCOLN PUPIL SERV SUPPLIES	0.00	0.00	0.00	0.00	0.00	0.00	0.00
10E109 2122 4100 00 000000	LONGFELLOW PUPIL SERV SUPPL	0.00	0.00	0.00	0.00	0.00	0.00	0.00
10E110 2122 4100 00 000000	WASHINGTON PUPIL SERV SUPPL	0.00	0.00	0.00	0.00	0.00	0.00	0.00
10E204 2122 4100 00 000000	JH PUPIL SERV SUPPLIES	0.00	0.00	0.00	0.00	0.00	0.00	0.00
10E303 2122 4100 00 000000	HS PUPIL SERV SUPPLIES	0.00	0.00	0.00	0.00	0.00	0.00	0.00
10E940 2130 4100 30 000000	ESSER SUPPLIES	0.00	0.00	0.00	0.00	0.00	47,752.88	0.00
10E000 2134 1150 00 000000	HEALTH SERV: SALARY	60,000.00	5,000.00	10,959.28	49,040.72	0.00	34,960.96	18.27
10E105 2134 1150 00 000000	ADAMS HEALTH SERV SALARY	26,500.00	2,177.18	6,328.54	20,171.46	0.00	25,103.94	23.88
10E107 2134 1150 00 000000	JEFFERSON HEALTH SERV SALAR	25,000.00	2,153.20	6,476.59	18,523.41	0.00	23,883.48	25.91
10E108 2134 1150 00 000000	LINCOLN HEALTH SERV SALARY	27,000.00	2,394.44	6,645.28	20,354.72	0.00	26,453.74	24.61

Account Number	Account Level Description Account Number	2021-22 Original Budget	September 2021-22 Monthly Activity	2021-22 FYTD Activity	2021-22 Available Funds	Encumbered Amount	2020-21 FY Activity	2021-22 FYTD %
10	EDUCATIONAL FUND							
10E109 2134 1150 00 000000	LONGFELLOW HEALTH SERV SALA	23,000.00	1,911.34	5,531.02	17,468.98	0.00	21,818.19	24.05
10E110 2134 1150 00 000000	WASHINGTON HEALTH SERV SALA	33,000.00	2,995.58	8,977.54	24,022.46	0.00	33,754.56	27.20
10E204 2134 1150 00 000000	JH HEALTH SALARY	24,000.00	2,001.31	5,414.91	18,585.09	0.00	16,655.00	22.56
10E303 2134 1150 00 000000	HS HEALTH SERV SALARY	23,500.00	2,227.82	5,847.50	17,652.50	0.00	22,217.54	24.88
10E960 2134 1150 30 000000	ESSER II HEALTH SERV SALARY	0.00	0.00	0.00	0.00	0.00	0.00	0.00
10E000 2134 1200 00 000000	HEALTH SERV SUB	2,000.00	227.50	227.50	1,772.50	0.00	144.00	11.38
10E105 2134 1250 00 000000	ADAMS HEALTH SERV SUB SALAR	1,000.00	1,440.00	1,800.00	-800.00	0.00	144.00	180.00
10E107 2134 1250 00 000000	JEFFERSON HEALTH SERV SUB S	1,500.00	0.00	0.00	1,500.00	0.00	144.00	0.00
10E108 2134 1250 00 000000	LINCOLN HEALTH SERV SUB	1,000.00	72.00	144.00	856.00	0.00	72.00	14.40
10E109 2134 1250 00 000000	LONGFELLOW HEALTH SERV SUB	1,500.00	0.00	0.00	1,500.00	0.00	0.00	0.00
10E110 2134 1250 00 000000	WASHINGTON HEALTH SERV SUB	1,500.00	0.00	0.00	1,500.00	0.00	720.00	0.00
10E204 2134 1250 00 000000	JH HEALTH SERV SUB	1,000.00	0.00	0.00	1,000.00	0.00	756.00	0.00
10E303 2134 1250 00 000000	HS HEALT SERV SUB SALARY	1,500.00	0.00	0.00	1,500.00	0.00	0.00	0.00
10E000 2134 2110 00 000000	HEALTH SERV: TRS 9%	6,000.00	494.50	494.50	5,505.50	0.00	3,911.96	8.24
10E105 2134 2120 00 000000	ADAMS HEALTH SERV IMRF	1,325.00	102.58	298.18	1,026.82	0.00	1,182.83	22.50
10E107 2134 2120 00 000000	JEFFERSON HEALTH SERV IMRF	1,300.00	101.46	305.19	994.81	0.00	1,125.48	23.48
10E108 2134 2120 00 000000	LINCOLN HEALTH SERV IMRF	1,350.00	112.83	313.11	1,036.89	0.00	1,246.44	23.19
10E109 2134 2120 00 000000	LONGFELLOW HEALTH SERV IMRF	1,125.00	90.06	260.62	864.38	0.00	1,028.08	23.17
10E110 2134 2120 00 000000	WASHINGTON HEALTH SERV IMRF	1,650.00	141.15	423.01	1,226.99	0.00	1,590.49	25.64
10E204 2134 2120 00 000000	JH HEALTH IMRF	1,175.00	94.30	255.14	919.86	0.00	784.76	21.71
10E303 2134 2120 00 000000	HS HEALTH SERV IMRF	1,175.00	104.97	275.53	899.47	0.00	1,046.88	23.45
10E960 2134 2120 30 000000		0.00	0.00	0.00	0.00	0.00	0.00	0.00
10E000 2134 2170 00 000000	HEALTH SERV: TRS .58%	400.00	32.30	32.30	367.70	0.00	253.25	8.08
10E000 2134 2220 00 000000	HEALTH SERV: INSUR	15,000.00	1,216.78	3,539.70	11,460.30	0.00	12,067.54	23.60
10E105 2134 2220 00 000000	ADAMS HEALTH SERV HEALTH IN	0.00	0.00	0.00	0.00	0.00	0.00	0.00
10E107 2134 2220 00 000000	JEFFERSON HEALTH SERV HEALT	0.00	0.00	0.00	0.00	0.00	0.00	0.00
10E108 2134 2220 00 000000	LINCOLN HEALTH SERV HEALTH	7,900.00	657.76	1,913.48	5,986.52	0.00	7,121.16	24.22
10E109 2134 2220 00 000000	LONGFELLOW HEALTH SERV HEAL	0.00	0.00	0.00	0.00	0.00	0.00	0.00
10E110 2134 2220 00 000000	WASHINGTON HEALTH SERV HEAL	0.00	0.00	0.00	0.00	0.00	0.00	0.00
10E204 2134 2220 00 000000	JH HEALTH SERV HEALTH INS	18,900.00	0.00	0.00	18,900.00	0.00	0.00	0.00
10E303 2134 2220 00 000000	HS HEALTH SERV HEALTH INSUR	7,900.00	657.76	1,913.48	5,986.52	0.00	7,121.16	24.22
10E000 2134 2250 00 000000	HEALTH SERV: TRS .5%	1,100.00	86.58	86.58	1,013.42	0.00	938.86	7.87
10E000 2134 3190 00 000000	HEALTH SERVICE: PURCHASED S	700.00	0.00	0.00	700.00	0.00	540.00	0.00
10E105 2134 3190 00 000000	ADAMS HEALTH SERV PURCH SER	700.00	0.00	0.00	700.00	0.00	0.00	0.00
10E107 2134 3190 00 000000	JEFFERSON HEALT SERV PURCHA	100.00	0.00	0.00	100.00	0.00	0.00	0.00
10E108 2134 3190 00 000000	LINCOLN HEALTH SERV PURCH S	100.00	0.00	0.00	100.00	0.00	0.00	0.00
10E109 2134 3190 00 000000	LONGFELLOW HEALTH SERV PURC	100.00	0.00	0.00	100.00	0.00	0.00	0.00
10E110 2134 3190 00 000000	WASHINGTON HEALTH SERV PURC	100.00	0.00	0.00	100.00	0.00	0.00	0.00

Account Number	Account Level Description Account Number	2021-22 Original Budget	September 2021-22 Monthly Activity	2021-22 FYTD Activity	2021-22 Available Funds	Encumbered Amount	2020-21 FY Activity	2021-22 FYTD %
10	EDUCATIONAL FUND							
10E204 2134 3190 00 000000	JH HEALTH SERV PURCHASED SE	100.00	0.00	0.00	100.00	0.00	0.00	0.00
10E303 2134 3190 00 000000	HS HEALTH SERV PURCHASED SE	100.00	0.00	0.00	100.00	0.00	0.00	0.00
10E000 2134 3320 00 000000	HEALTH SERV: TRAVEL	400.00	0.00	0.00	400.00	0.00	80.08	0.00
10E105 2134 3320 00 000000	ADAMS HEALTH SERV TRAVEL	250.00	0.00	0.00	250.00	0.00	60.00	0.00
10E107 2134 3320 00 000000	JEFFERSON HEALTH SERV TRAVE	250.00	0.00	0.00	250.00	0.00	0.00	0.00
10E108 2134 3320 00 000000	LINCOLN HEALTH SERV TRAVEL	250.00	0.00	0.00	250.00	0.00	0.00	0.00
10E109 2134 3320 00 000000	LONGFELLOW HEALTH SERV TRAV	1,000.00	0.00	0.00	1,000.00	0.00	0.00	0.00
10E110 2134 3320 00 000000	WASHINGTON HEALTH SERV TRAV	250.00	0.00	0.00	250.00	0.00	0.00	0.00
10E204 2134 3320 00 000000	JH HEALTH SERV TRAVEL	400.00	0.00	0.00	400.00	0.00	0.00	0.00
10E303 2134 3320 00 000000	HS HEALTH SERV TRAVEL	250.00	0.00	0.00	250.00	0.00	0.00	0.00
10E000 2134 4100 00 000000	HEALTH SERV: SUPPLIES	4,000.00	0.00	0.00	4,000.00	0.00	3,162.97	0.00
10E105 2134 4100 00 000000	ADAMS HEALTH SERV SUPPLIES	1,200.00	0.00	0.00	1,200.00	0.00	821.90	0.00
10E107 2134 4100 00 000000	JEFFERSON HEALTH SERV SUPPL	700.00	0.00	0.00	362.36	337.64	591.44	0.00
10E108 2134 4100 00 000000	LINCOLN HEALTH SERV SUPPLIE	600.00	361.10	361.10	238.90	0.00	632.80	60.18
10E109 2134 4100 00 000000	LONGFELLOW HEALTH SERV SUPP	500.00	263.98	263.98	236.02	0.00	257.82	52.80
10E110 2134 4100 00 000000	WASHINGTON HEALTH SERV SUPP	1,000.00	442.70	605.25	394.75	0.00	253.96	60.53
10E204 2134 4100 00 000000	JH HEALTH SERV SUPPLIES	700.00	0.00	0.00	582.18	117.82	34.62	0.00
10E303 2134 4100 00 000000	HS HEALTH SERV SUPPLIES	1,000.00	0.00	452.94	171.31	375.75	202.42	45.29
10E960 2134 4100 30 000000	ESSER II HEALTH SERV SUPPLI	35,037.00	0.00	0.00	35,037.00	0.00	0.00	0.00
10E965 2134 4100 30 000000	Esser III Health Supplies	50.00	0.00	47.50	2.50	0.00	0.00	95.00
10E000 2134 5400 00 000000	HEALTH SERV: EQUIP	0.00	0.00	0.00	0.00	0.00	0.00	0.00
10E105 2134 5400 00 000000	ADAMS HEALTH SERV EQUIPMENT	0.00	0.00	0.00	0.00	0.00	0.00	0.00
10E107 2134 5400 00 000000	JEFFERSON HEALTH SERV EQUIP	0.00	0.00	0.00	0.00	0.00	0.00	0.00
10E108 2134 5400 00 000000	LINCOLN HEALTH SERV EQUIPME	0.00	0.00	0.00	0.00	0.00	0.00	0.00
10E109 2134 5400 00 000000	LONGFELLOW HEALTH SERV EQUI	0.00	0.00	0.00	0.00	0.00	0.00	0.00
10E110 2134 5400 00 000000	WASHINGTON HEALTH SERV EQUI	0.00	0.00	0.00	0.00	0.00	0.00	0.00
10E204 2134 5400 00 000000	JH HEALTH SERV CAPITAL OUTL	0.00	0.00	0.00	0.00	0.00	0.00	0.00
10E303 2134 5400 00 000000	HS HEALTH SERV CAPITAL OUTL	0.00	0.00	0.00	0.00	0.00	2,888.00	0.00
10E000 2190 1190 00 000000	NOON WORKERS/ CROSSING GUAR	0.00	0.00	0.00	0.00	0.00	0.00	0.00
10E105 2190 1190 00 000000	ADAMS SUPPORT STAFF SALARY	13,000.00	741.13	946.32	12,053.68	0.00	3,539.75	7.28
10E107 2190 1190 00 000000	JEFFERSON SUPPORT STAFF SAL	30,000.00	3,545.33	4,827.08	25,172.92	0.00	27,527.32	16.09
10E108 2190 1190 00 000000	LINCOLN SUPPORT STAFF SALAR	57,500.00	7,005.29	8,666.90	48,833.10	0.00	18,644.59	15.07
10E109 2190 1190 00 000000	LONGFELLOW SUPPORT STAFF SA	24,500.00	3,668.81	4,311.79	20,188.21	0.00	15,411.85	17.60
10E110 2190 1190 00 000000	WASHINGTON SUPPORT STAFF SA	63,000.00	8,449.78	11,239.75	51,760.25	0.00	38,645.64	17.84
10E204 2190 1190 00 000000	JH SUPPORT STAFF	40,000.00	2,966.32	4,074.59	35,925.41	0.00	10,120.63	10.19
10E303 2190 1190 00 000000	HS SUPPORT STAFF SALARY	56,000.00	7,314.86	8,635.70	47,364.30	0.00	32,702.64	15.42
10E105 2190 2120 00 000000	ADAMS SUPPORT STAFF IMRF	500.00	0.00	0.00	500.00	0.00	0.00	0.00
10E107 2190 2120 00 000000	JEFFERSON SUPPORT STAFF IMR	500.00	59.31	77.20	422.80	0.00	264.64	15.44

Account Number	Account Level Description Account Number	2021-22 Original Budget	September 2021-22 Monthly Activity	2021-22 FYTD Activity	2021-22 Available Funds	Encumbered Amount	2020-21 FY Activity	2021-22 FYTD %
10	EDUCATIONAL FUND							
10E108 2190 2120 00 000000	LINCOLN SUPPORT STAFF IMRF	500.00	33.91	44.58	455.42	0.00	198.51	8.92
10E109 2190 2120 00 000000	LONGFELLOW SUPPORT STAFF IM	600.00	67.09	78.44	521.56	0.00	461.17	13.07
10E110 2190 2120 00 000000	WASHINGTON SUPPORT STAFF IM	1,500.00	295.88	370.50	1,129.50	0.00	1,121.13	24.70
10E204 2190 2120 00 000000	JH SUPPORT STAFF IMRF	1,000.00	70.93	95.63	904.37	0.00	396.85	9.56
10E303 2190 2120 00 000000	HS SUPPORT STAFF IMRF	2,000.00	344.68	406.92	1,593.08	0.00	1,540.93	20.35
10E105 2190 2220 00 000000	ADAMS SUPPORT STAFF HEALTH	0.00	0.00	0.00	0.00	0.00	0.00	0.00
10E107 2190 2220 00 000000	JEFFERSON SUPPORT STAFF HEA	0.00	0.00	0.00	0.00	0.00	0.00	0.00
10E108 2190 2220 00 000000	LINCOLN SUPPORT STAFF HEALT	0.00	0.00	0.00	0.00	0.00	0.00	0.00
10E109 2190 2220 00 000000	LONGFELLOW SUPPORT STAFF HE	0.00	0.00	0.00	0.00	0.00	0.00	0.00
10E110 2190 2220 00 000000	WASHINGTON SUPPORT STAFF HE	6,000.00	657.76	1,315.52	4,684.48	0.00	5,680.62	21.93
10E204 2190 2220 00 000000	JH SUPPORT STAFF HEALTH INS	1,500.00	0.00	0.00	1,500.00	0.00	0.00	0.00
10E303 2190 2220 00 000000	HS Support Staff Health	0.00	0.00	0.00	0.00	0.00	0.00	0.00
10E303 2190 4100 00 000000	HS DIPLOMA/PROGRAM	8,000.00	0.00	0.00	8,000.00	0.00	7,398.05	0.00
10E000 2210 1110 00 000000	IMP INST: SALARY,DIR CUR	91,500.00	8,516.66	28,849.98	62,650.02	0.00	96,996.36	31.53
10E902 2210 1110 30 000000	Title I: Imp Inst Dir	106,500.00	0.00	0.00	106,500.00	0.00	0.00	0.00
10E902 2210 1110 30 105000	ADAMS TITLE I IMP INST DIR	0.00	1,872.58	1,872.58	-1,872.58	0.00	4,094.20	0.00
10E902 2210 1110 30 107000	JEFFERSON TITLE I IMP INST	0.00	1,872.58	1,872.58	-1,872.58	0.00	4,094.20	0.00
10E902 2210 1110 30 108000	LINCOLN TITLE I IMP INST DI	0.00	1,872.58	1,872.58	-1,872.58	0.00	4,094.20	0.00
10E902 2210 1110 30 109000	LONG TITLE I IMP INST DIR	0.00	1,872.58	1,872.58	-1,872.58	0.00	4,094.20	0.00
10E902 2210 1110 30 110000	WASHINGTO TITLE I IMP INST	0.00	1,872.60	1,872.60	-1,872.60	0.00	4,094.20	0.00
10E930 2210 1110 00 105000	AD TITLE I IMP INST	0.00	0.00	2,446.16	-2,446.16	0.00	17,407.00	0.00
10E930 2210 1110 00 107000	JE TITLE I IMP INST	0.00	0.00	2,446.16	-2,446.16	0.00	17,407.00	0.00
10E930 2210 1110 00 108000	LI TITLE I IMP INST	0.00	0.00	2,446.16	-2,446.16	0.00	17,407.00	0.00
10E930 2210 1110 00 109000	LO TITLE I IMP INST	0.00	0.00	2,446.16	-2,446.16	0.00	17,407.00	0.00
10E930 2210 1110 00 110000	WA TITLE I IMP INST	0.00	0.00	2,446.20	-2,446.20	0.00	17,407.60	0.00
10E930 2210 1110 30 000000	TITLE I IMP INST DIR	12,250.00	0.00	0.00	12,250.00	0.00	0.00	0.00
10E902 2210 1120 30 105000	ADAMS TITLE I IMP INST SALA	0.00	0.00	0.00	0.00	0.00	0.00	0.00
10E902 2210 1120 30 107000	JEFFER TITLE I IMP INST SAL	0.00	0.00	0.00	0.00	0.00	0.00	0.00
10E902 2210 1120 30 108000	LINCOL TITLE I IMP INST SAL	0.00	0.00	0.00	0.00	0.00	0.00	0.00
10E902 2210 1120 30 109000	LONGFE TITLE I IMP INST SAL	0.00	0.00	0.00	0.00	0.00	0.00	0.00
10E902 2210 1120 30 110000	WASHIN TITLE I IMP INST SAL	0.00	0.00	0.00	0.00	0.00	0.00	0.00
10E930 2210 1120 30 000000	TITLE I: IMPR INS CO SAL	0.00	0.00	0.00	0.00	0.00	17,595.04	0.00
10E303 2210 1130 00 000001	3 CIRCLE AG GRANT SALARY	2,000.00	0.00	0.00	2,000.00	0.00	2,024.65	0.00
10E303 2210 1130 00 000002	LOCAL 3 CIRCLE GRANT	2,000.00	0.00	0.00	2,000.00	0.00	0.00	0.00
10E936 2210 1130 00 000004	Title SIP MJHS Stipend	0.00	0.00	0.00	0.00	0.00	0.00	0.00
10E936 2210 1130 00 000005	Title SIP Adams Stipend	0.00	0.00	0.00	0.00	0.00	0.00	0.00
10E965 2210 1130 30 000000	ESSER III CERT SALARY	58,500.00	0.00	0.00	58,500.00	0.00	0.00	0.00
10E000 2210 1150 00 000000	IMP INST: SALARY,SECRETA	38,602.00	3,216.82	9,650.46	28,951.54	0.00	35,241.84	25.00

Account Number	Account Level Description Account Number	2021-22 Original Budget	September 2021-22 Monthly Activity	2021-22 FYTD Activity	2021-22 Available Funds	Encumbered Amount	2020-21 FY Activity	2021-22 FYTD %
10	EDUCATIONAL FUND							
10E000 2210 1300 00 000000	Imp.Inst.-Stipends	2,800.00	0.00	0.00	2,800.00	0.00	75.00	0.00
10E902 2210 1300 30 000000	TITLE I STIPENDS	0.00	0.00	0.00	0.00	0.00	0.00	0.00
10E902 2210 1300 30 105000	ADAMS TITLE I STIPENDS	0.00	0.00	0.00	0.00	0.00	0.00	0.00
10E902 2210 1300 30 107000	JEFFERSON TITLE I STIPENDS	0.00	0.00	0.00	0.00	0.00	0.00	0.00
10E902 2210 1300 30 108000	LINCOLN TITLE I STIPENDS	0.00	0.00	0.00	0.00	0.00	0.00	0.00
10E902 2210 1300 30 109000	LONGFELLOW TITLE I STIPENDS	0.00	0.00	0.00	0.00	0.00	0.00	0.00
10E902 2210 1300 30 110000	WASHINGTON TITLE I STIPENDS	0.00	0.00	0.00	0.00	0.00	0.00	0.00
10E930 2210 1300 30 000000	TITLE I: STIPENDS	0.00	0.00	0.00	0.00	0.00	0.00	0.00
10E930 2210 1300 30 105000	Title I Salary-Summer Schoo	0.00	0.00	0.00	0.00	0.00	500.00	0.00
10E930 2210 1300 30 107000	Title I Salary-Summer Schoo	0.00	0.00	0.00	0.00	0.00	2,020.00	0.00
10E930 2210 1300 30 108000	Title I Salary-Summer Schoo	0.00	0.00	0.00	0.00	0.00	2,000.00	0.00
10E930 2210 1300 30 109000	Title I Salary-Summer Schoo	0.00	0.00	0.00	0.00	0.00	2,427.35	0.00
10E930 2210 1300 30 110000	Title I Salary-Summer Schoo	0.00	0.00	0.00	0.00	0.00	2,000.00	0.00
10E935 2210 1300 00 000004	JH TITLE I 1003A STIPENDS	3,616.00	0.00	0.00	3,616.00	0.00	383.40	0.00
10E935 2210 1300 00 000005	AD TITLE I 1003A STIPENDS	1,000.00	0.00	0.00	1,000.00	0.00	0.00	0.00
10E935 2210 1300 00 000007	JE TITLE I 1003A STIPENDS	0.00	0.00	0.00	0.00	0.00	0.00	0.00
10E940 2210 1300 30 000000	ESSER GRANT SALARY	0.00	0.00	0.00	0.00	0.00	23,165.54	0.00
10E960 2210 1300 30 000000	ESSER II IMPR INSTR SALARIE	85,320.00	0.00	0.00	85,320.00	0.00	180.00	0.00
10E965 2210 1300 30 000000	ESSER III CERTIFIED SALARY	0.00	0.00	9,720.00	-9,720.00	0.00	0.00	0.00
10E902 2210 2100 30 000000	TITLE I FED TRS	12,100.00	0.00	0.00	12,100.00	0.00	0.00	0.00
10E902 2210 2100 30 105000	AD TITLE I FED TRS	0.00	212.16	212.16	-212.16	0.00	197.12	0.00
10E902 2210 2100 30 107000	JE TITLE I FED TRS	0.00	212.16	212.16	-212.16	0.00	197.12	0.00
10E902 2210 2100 30 108000	LI TITLE I FED TRS	0.00	212.16	212.16	-212.16	0.00	197.12	0.00
10E902 2210 2100 30 109000	LO TITLE I FED TRS	0.00	212.16	212.16	-212.16	0.00	197.12	0.00
10E902 2210 2100 30 110000	WA TITLE I FED TRS	0.00	212.16	212.16	-212.16	0.00	197.04	0.00
10E930 2210 2100 00 105000	AD TITLE I FED TRS	0.00	0.00	0.00	0.00	0.00	1,991.40	0.00
10E930 2210 2100 00 107000	JE TITLE I FED TRS	0.00	0.00	0.00	0.00	0.00	1,991.40	0.00
10E930 2210 2100 00 108000	LI TITLE I FED TRS	0.00	0.00	0.00	0.00	0.00	1,991.40	0.00
10E930 2210 2100 00 109000	LO TITLE I FED TRS	0.00	0.00	0.00	0.00	0.00	1,991.40	0.00
10E930 2210 2100 00 110000	WA TITLE I FED TRS	0.00	0.00	0.00	0.00	0.00	1,991.00	0.00
10E930 2210 2100 30 000000	TITLE I: IMP INST RET 10	0.00	0.00	0.00	0.00	0.00	2,012.80	0.00
10E930 2210 2100 30 105000	Title I Fed TRS-Summer Scho	0.00	0.00	0.00	0.00	0.00	53.28	0.00
10E930 2210 2100 30 107000	Title I Fed TRS-Summer Scho	0.00	0.00	0.00	0.00	0.00	215.12	0.00
10E930 2210 2100 30 108000	Title I Fed TRS-Summer Scho	0.00	0.00	0.00	0.00	0.00	212.98	0.00
10E930 2210 2100 30 109000	Title I FED TRS-Summer Scho	0.00	0.00	0.00	0.00	0.00	257.14	0.00
10E930 2210 2100 30 110000	Title I Fed TRS-Summer Scho	0.00	0.00	0.00	0.00	0.00	212.98	0.00
10E935 2210 2100 00 000004	TITLE II FED TRS	410.00	0.00	0.00	410.00	0.00	8.58	0.00
10E935 2210 2100 00 000005	TITLE SIP FED TRS	114.00	0.00	0.00	114.00	0.00	0.00	0.00

Account Number	Account Level Description Account Number	2021-22 Original Budget	September 2021-22 Monthly Activity	2021-22 FYTD Activity	2021-22 Available Funds	Encumbered Amount	2020-21 FY Activity	2021-22 FYTD %
10	EDUCATIONAL FUND							
10E940 2210 2100 30 000000	ESSER GRANT FED TRS	0.00	0.00	0.00	0.00	0.00	800.44	0.00
10E960 2210 2100 30 000000		9,700.00	0.00	0.00	9,700.00	0.00	20.59	0.00
10E965 2210 2100 30 000000	ESSER III FED TRS	0.00	0.00	1,019.57	-1,019.57	0.00	0.00	0.00
10E000 2210 2110 00 000000	IMP INST: TRS 9%	9,600.00	842.30	2,853.30	6,746.70	0.00	9,598.84	29.72
10E303 2210 2110 00 000001	3 CIRCLE AG GRANT TRS 9%	400.00	0.00	0.00	400.00	0.00	205.92	0.00
10E902 2210 2110 30 000000	TITLE I 9% TRS	10,600.00	0.00	0.00	10,600.00	0.00	0.00	0.00
10E902 2210 2110 30 105000	AD TITLE I TRS 9%	0.00	185.21	185.21	-185.21	0.00	170.40	0.00
10E902 2210 2110 30 107000	JE TITLE I TRS 9%	0.00	185.21	185.21	-185.21	0.00	170.40	0.00
10E902 2210 2110 30 108000	LI TITLE I TRS 9%	0.00	185.21	185.21	-185.21	0.00	170.40	0.00
10E902 2210 2110 30 109000	LO TITLE I TRS 9%	0.00	185.21	185.21	-185.21	0.00	170.40	0.00
10E902 2210 2110 30 110000	WA TITLE I TRS 9%	0.00	185.18	185.18	-185.18	0.00	170.44	0.00
10E930 2210 2110 00 105000	AD TITLE I TRS 9%	0.00	0.00	0.00	0.00	0.00	1,963.53	0.00
10E930 2210 2110 00 107000	JE TITLE I TRS 9%	0.00	0.00	0.00	0.00	0.00	1,963.53	0.00
10E930 2210 2110 00 108000	LI TITLE I TRS 9%	0.00	0.00	0.00	0.00	0.00	1,963.53	0.00
10E930 2210 2110 00 109000	LO TITLE I TRS 9%	0.00	0.00	0.00	0.00	0.00	1,963.53	0.00
10E930 2210 2110 00 110000	WA TITLE I TRS 9%	0.00	0.00	0.00	0.00	0.00	1,963.51	0.00
10E930 2210 2110 30 000000	TITLE I: TRS 9.8901	0.00	0.00	0.00	0.00	0.00	1,740.16	0.00
10E930 2210 2110 30 105000	Title I TRS-Summer School	0.00	0.00	0.00	0.00	0.00	49.36	0.00
10E930 2210 2110 30 107000	Title I TRS-Summer School	0.00	0.00	0.00	0.00	0.00	199.78	0.00
10E930 2210 2110 30 108000	Title I TRS-Summer School	0.00	0.00	0.00	0.00	0.00	197.80	0.00
10E930 2210 2110 30 109000	Title I TRS-Summer School	0.00	0.00	0.00	0.00	0.00	240.07	0.00
10E930 2210 2110 30 110000	Title I TRS-Summer School	0.00	0.00	0.00	0.00	0.00	197.80	0.00
10E935 2210 2110 00 000004	TITLE II TRS 9%	358.00	0.00	0.00	358.00	0.00	31.98	0.00
10E935 2210 2110 00 000005	TITLE SIP TRS	99.00	0.00	0.00	99.00	0.00	0.00	0.00
10E940 2210 2110 30 000000	ESSER TRS 9%	0.00	0.00	0.00	0.00	0.00	2,021.06	0.00
10E960 2210 2110 30 000000		8,500.00	0.00	0.00	8,500.00	0.00	17.80	0.00
10E965 2210 2110 30 000000	ESSER III TRS	5,800.00	0.00	943.42	4,856.58	0.00	0.00	16.27
10E000 2210 2120 00 000000	IMP INST: IMRF	1,800.00	151.58	454.73	1,345.27	0.00	1,660.56	25.26
10E902 2210 2120 30 000000	TITLE I IMRF	0.00	0.00	0.00	0.00	0.00	0.00	0.00
10E930 2210 2120 30 000000	TITLE 1: IMRF	0.00	0.00	0.00	0.00	0.00	0.00	0.00
10E940 2210 2120 30 000000	ESSER IMRF 4.5%	0.00	0.00	0.00	0.00	0.00	50.55	0.00
10E000 2210 2170 00 000000	IMP INST: TRS .58%	700.00	54.52	184.68	515.32	0.00	621.26	26.38
10E303 2210 2170 00 000001	3 CIRCLE AG GRANT TRS .58%	25.00	0.00	0.00	25.00	0.00	13.41	0.00
10E902 2210 2170 30 000000	TITLE I .58% TRS	700.00	0.00	0.00	700.00	0.00	0.00	0.00
10E902 2210 2170 30 105000	AD TITLE I TRS .58%	0.00	11.98	11.98	-11.98	0.00	11.04	0.00
10E902 2210 2170 30 107000	JE TITLE I TRS .58%	0.00	11.98	11.98	-11.98	0.00	11.04	0.00
10E902 2210 2170 30 108000	LI TITLE I TRS .58%	0.00	11.98	11.98	-11.98	0.00	11.04	0.00
10E902 2210 2170 30 109000	LO TITLE I TRS .58%	0.00	11.98	11.98	-11.98	0.00	11.04	0.00

Account Number	Account Level Description Account Number	2021-22 Original Budget	September 2021-22 Monthly Activity	2021-22 FYTD Activity	2021-22 Available Funds	Encumbered Amount	2020-21 FY Activity	2021-22 FYTD %
10	EDUCATIONAL FUND							
10E902 2210 2170 30 110000	WA TITLE I TRS .58%	0.00	12.03	12.03	-12.03	0.00	10.99	0.00
10E930 2210 2170 00 105000	AD TITLE I TRS .58%	0.00	0.00	0.00	0.00	0.00	127.25	0.00
10E930 2210 2170 00 107000	JE TITLE I TRS .58%	0.00	0.00	0.00	0.00	0.00	127.25	0.00
10E930 2210 2170 00 108000	LI TITLE I TRS .58%	0.00	0.00	0.00	0.00	0.00	127.25	0.00
10E930 2210 2170 00 109000	LO TITLE I TRS .58%	0.00	0.00	0.00	0.00	0.00	127.25	0.00
10E930 2210 2170 00 110000	WA TITLE I TRS .58%	0.00	0.00	0.00	0.00	0.00	126.67	0.00
10E930 2210 2170 30 000000	TITLE I: TRS .58%	0.00	0.00	0.00	0.00	0.00	112.64	0.00
10E930 2210 2170 30 105000	Title I .58% TRS-Summer Sch	0.00	0.00	0.00	0.00	0.00	3.42	0.00
10E930 2210 2170 30 107000	Title I .58% TRS-Summer Sch	0.00	0.00	0.00	0.00	0.00	12.87	0.00
10E930 2210 2170 30 108000	Title I .58% TRS-Summer Sch	0.00	0.00	0.00	0.00	0.00	12.75	0.00
10E930 2210 2170 30 109000	Title I .58% TRS-Summer Sch	0.00	0.00	0.00	0.00	0.00	15.47	0.00
10E930 2210 2170 30 110000	Title I .58% TRS-Summer Sch	0.00	0.00	0.00	0.00	0.00	12.75	0.00
10E935 2210 2170 00 000004	TITLE II TRS .58%	24.00	0.00	0.00	24.00	0.00	2.41	0.00
10E935 2210 2170 00 000005	TITLE SIP TRS .58%	7.00	0.00	0.00	7.00	0.00	0.00	0.00
10E940 2210 2170 30 000000	ESSER TITLE TRS .58%	0.00	0.00	0.00	0.00	0.00	131.61	0.00
10E960 2210 2170 30 000000		545.00	0.00	0.00	545.00	0.00	1.15	0.00
10E965 2210 2170 30 000000	ESSER III TRS .58%	375.00	0.00	61.01	313.99	0.00	0.00	16.27
10E000 2210 2220 00 000000	IMP INST: HEALTH INSUR	28,600.00	2,383.26	6,933.10	21,666.90	0.00	12,551.30	24.24
10E902 2210 2220 30 000000	TITLE I HEALTH INSURANCE	3,800.00	0.00	0.00	3,800.00	0.00	0.00	0.00
10E902 2210 2220 30 105000	AD TITLE I HEALTH INS	0.00	345.10	345.10	-345.10	0.00	598.92	0.00
10E902 2210 2220 30 107000	JE TITLE I HEALTH INS	0.00	345.10	345.10	-345.10	0.00	598.92	0.00
10E902 2210 2220 30 108000	LI TITLE I HEALTH INS	0.00	345.10	345.10	-345.10	0.00	598.92	0.00
10E902 2210 2220 30 109000	LO TITLE I HEALTH INS	0.00	345.10	345.10	-345.10	0.00	598.92	0.00
10E902 2210 2220 30 110000	WA TITLE I HEALTH INS	0.00	345.10	345.10	-345.10	0.00	598.94	0.00
10E930 2210 2220 00 105000	AD TITLE I HEALTH INS	0.00	0.00	658.82	-658.82	0.00	3,137.20	0.00
10E930 2210 2220 00 107000	JE TITLE I HEALTH INS	0.00	0.00	658.82	-658.82	0.00	3,137.20	0.00
10E930 2210 2220 00 108000	LI TITLE I HEALTH INS	0.00	0.00	658.82	-658.82	0.00	3,137.20	0.00
10E930 2210 2220 00 109000	LO TITLE I HEALTH INS	0.00	0.00	658.82	-658.82	0.00	3,137.20	0.00
10E930 2210 2220 00 110000	WA TITLE I HEALTH INS	0.00	0.00	658.84	-658.84	0.00	3,137.40	0.00
10E930 2210 2220 30 000000	TITLE I: HEALTH INS	3,295.00	0.00	0.00	3,295.00	0.00	2,391.84	0.00
10E303 2210 2225 00 000001	3 CIRCLE AG GRANT TRS THIS	0.00	0.00	0.00	0.00	0.00	0.00	0.00
10E000 2210 2250 00 000000	IMP INST: INS .5% TRS	2,300.00	146.93	497.73	1,802.27	0.00	2,303.58	21.64
10E303 2210 2250 00 000001	HS 3 CIRCLE TRS HEALTH INS	80.00	0.00	0.00	80.00	0.00	51.52	0.00
10E902 2210 2250 30 000000	TITLE I TRS HEALTH	1,900.00	0.00	0.00	1,900.00	0.00	0.00	0.00
10E902 2210 2250 30 105000	AD TITLE I TRS HEALTH INS	0.00	32.30	32.30	-32.30	0.00	-34.16	0.00
10E902 2210 2250 30 107000	JE TITLE I TRS HEALTH INS	0.00	32.30	32.30	-32.30	0.00	59.64	0.00
10E902 2210 2250 30 108000	LI TITLE I TRS HEALTH INS	0.00	32.30	32.30	-32.30	0.00	59.64	0.00
10E902 2210 2250 30 109000	LO TITLE I TRS HEALTH INS	0.00	32.30	32.30	-32.30	0.00	59.64	0.00

Account Number	Account Level Description Account Number	2021-22 Original Budget	September 2021-22 Monthly Activity	2021-22 FYTD Activity	2021-22 Available Funds	Encumbered Amount	2020-21 FY Activity	2021-22 FYTD %
10	EDUCATIONAL FUND							
10E902 2210 2250 30 110000	WA TITLE I TRS HEALTH INS	0.00	32.35	32.35	-32.35	0.00	59.72	0.00
10E930 2210 2250 00 105000	AD TITLE I TRS HEALTH INS	0.00	0.00	0.00	0.00	0.00	471.27	0.00
10E930 2210 2250 00 107000	JE TITLE I TRS HEALTH INS	0.00	0.00	0.00	0.00	0.00	471.27	0.00
10E930 2210 2250 00 108000	LI TITLE I TRS HEALTH INS	0.00	0.00	0.00	0.00	0.00	471.27	0.00
10E930 2210 2250 00 109000	LO TITLE I TRS HEALTH INS	0.00	0.00	0.00	0.00	0.00	471.27	0.00
10E930 2210 2250 00 110000	WA TITLE I TRS HEALTH INS	0.00	0.00	0.00	0.00	0.00	471.29	0.00
10E930 2210 2250 30 000000	TITLE I: HEALT INS TRS .	0.00	0.00	0.00	0.00	0.00	378.96	0.00
10E930 2210 2250 30 105000	Title I TRS INS.-Summer Sch	0.00	0.00	0.00	0.00	0.00	11.84	0.00
10E930 2210 2250 30 107000	Title I TRS INS.-Summer Sch	0.00	0.00	0.00	0.00	0.00	47.95	0.00
10E930 2210 2250 30 108000	Title I TRS INS.-Summer Sch	0.00	0.00	0.00	0.00	0.00	47.47	0.00
10E930 2210 2250 30 109000	Title I TRS INS.-Summer Sch	0.00	0.00	0.00	0.00	0.00	57.62	0.00
10E930 2210 2250 30 110000	Title I TRS INS.-Summer Sch	0.00	0.00	0.00	0.00	0.00	47.47	0.00
10E935 2210 2250 00 000004	TITLE II TRS HEALTH	63.00	0.00	0.00	63.00	0.00	7.96	0.00
10E935 2210 2250 00 000005	TITLE SIP TRS THIS	18.00	0.00	0.00	18.00	0.00	0.00	0.00
10E940 2210 2250 30 000000	ESSER TRS HEALTH INS	0.00	0.00	0.00	0.00	0.00	492.97	0.00
10E960 2210 2250 30 000000		1,475.00	0.00	0.00	1,475.00	0.00	4.27	0.00
10E965 2210 2250 30 000000	ESSER III TRS THIS	1,010.00	0.00	164.75	845.25	0.00	0.00	16.31
10E000 2210 3140 00 000001	IMP INST: CONTRACTUAL	1,000.00	0.00	0.00	1,000.00	0.00	0.00	0.00
10E902 2210 3140 30 000000	TITLE I CONTRACTUAL/STIPEND	33,600.00	0.00	0.00	33,600.00	0.00	0.00	0.00
10E902 2210 3140 30 105000	ADAMS TITLE I CONTRACTUAL	0.00	0.00	0.00	0.00	0.00	1,076.00	0.00
10E902 2210 3140 30 107000	JEFFERSON TITLE I CONTRACTU	0.00	0.00	0.00	0.00	0.00	2,154.00	0.00
10E902 2210 3140 30 108000	LINCOLN TITLE I CONTRACTUAL	0.00	0.00	0.00	0.00	0.00	4,308.00	0.00
10E902 2210 3140 30 109000	Title I PURCHASE SERVICES	0.00	0.00	0.00	0.00	0.00	2,154.00	0.00
10E902 2210 3140 30 110000	WASHINGTON TITLE I CONTRACT	0.00	0.00	0.00	0.00	0.00	4,308.00	0.00
10E930 2210 3140 30 000000	TITLE I: CONTRACTUAL/STIPEN	9,500.00	0.00	0.00	9,500.00	0.00	0.00	0.00
10E930 2210 3140 30 105000	AD TITLE I PURCH SERV	0.00	0.00	864.00	-864.00	0.00	0.00	0.00
10E930 2210 3140 30 107000	JE TITLE I PURCH SERV	0.00	0.00	1,260.00	-1,260.00	0.00	500.00	0.00
10E930 2210 3140 30 108000	LI TITLE I PURCH SERV	0.00	0.00	2,196.00	-2,196.00	0.00	0.00	0.00
10E930 2210 3140 30 109000	LO TITLE I PURCH SERV	0.00	0.00	2,760.00	-2,760.00	0.00	0.00	0.00
10E930 2210 3140 30 110000	WA TITLE I PURCH SERV	0.00	0.00	2,340.00	-2,340.00	0.00	0.00	0.00
10E960 2210 3140 30 000000	ESSER II PURCHASED SERVICES	30,000.00	0.00	29,969.71	30.29	0.00	7,387.00	99.90
10E965 2210 3140 00 000000	ESSER III PURCHASE SERVICES	15,500.00	12,500.00	27,938.95	-12,438.95	0.00	0.00	180.25
10E000 2210 3190 00 000000	IMP INST: AMERICORPS	20,300.00	0.00	0.00	20,300.00	0.00	13,905.20	0.00
10E000 2210 3190 00 000001	Imp.Inst.-Conf.Reg.Fees	1,000.00	0.00	0.00	1,000.00	0.00	0.00	0.00
10E000 2210 3190 00 000002	Imp.Inst.-Contr.Services	15,000.00	0.00	0.00	14,725.00	0.00	13,426.99	0.00
10E935 2210 3190 00 000004	JH TITLE I 1003A PURCHASE S	6,000.00	0.00	1,804.73	4,195.27	0.00	3,750.00	30.08
10E935 2210 3190 00 000005	AD TITLE I 1003A PURHCASE S	3,000.00	0.00	240.63	2,759.37	0.00	500.00	8.02
10E935 2210 3190 00 000007	JE TITLE I 1003A PURCHASE S	0.00	0.00	0.00	0.00	0.00	0.00	0.00

Account Number	Account Level Description Account Number	2021-22 Original Budget	September 2021-22 Monthly Activity	2021-22 FYTD Activity	2021-22 Available Funds	Encumbered Amount	2020-21 FY Activity	2021-22 FYTD %
10	EDUCATIONAL FUND							
10E936 2210 3190 00 000004	MJHS TITLE I SIP PUR.SERV.	0.00	0.00	0.00	0.00	0.00	0.00	0.00
10E936 2210 3190 00 000005	Title SIP Adams Purchase Se	0.00	0.00	0.00	0.00	0.00	0.00	0.00
10E940 2210 3190 30 000000	ESSER PURCHASE SERVICE	0.00	0.00	0.00	0.00	0.00	2,796.00	0.00
10E000 2210 3320 00 000000	IMP INST: TRAVEL	2,000.00	0.00	794.00	1,206.00	0.00	175.00	39.70
10E303 2210 3320 00 000004	AG GRANT: TRAVEL/REGISTRATI	200.00	0.00	0.00	200.00	0.00	200.00	0.00
10E902 2210 3320 30 000000	TITLE I TRAVEL	0.00	0.00	0.00	0.00	0.00	0.00	0.00
10E902 2210 3320 30 105000	ADAMS TITLE I TRAVEL	0.00	0.00	0.00	0.00	0.00	0.00	0.00
10E902 2210 3320 30 107000	JEFFERSON TITLE I TRAVEL	0.00	0.00	0.00	0.00	0.00	0.00	0.00
10E902 2210 3320 30 108000	LINCOLN TITLE I TRAVEL	0.00	0.00	0.00	0.00	0.00	0.00	0.00
10E902 2210 3320 30 109000	LONGFELLOW TITLE I TRAVEL	0.00	0.00	0.00	0.00	0.00	0.00	0.00
10E902 2210 3320 30 110000	WASHINGTON TITLE I TRAVEL	0.00	0.00	0.00	0.00	0.00	0.00	0.00
10E930 2210 3320 30 000000	TITLE I: IMP INS TRAVEL	0.00	0.00	0.00	0.00	0.00	0.00	0.00
10E000 2210 4100 00 000000	IMP INST: SUPPLIES	2,000.00	0.00	198.35	1,801.65	0.00	1,089.71	9.92
10E902 2210 4100 30 105000	ADAMS TITLE I SUPPLIES	0.00	0.00	0.00	0.00	0.00	0.00	0.00
10E902 2210 4100 30 107000	JEFFERSON TITLE I SUPPLIES	0.00	0.00	0.00	0.00	0.00	0.00	0.00
10E902 2210 4100 30 108000	LINCOLN TITLE I SUPPLIES	0.00	0.00	0.00	0.00	0.00	0.00	0.00
10E902 2210 4100 30 109000	LONGFELLOW TITLE I SUPPLIES	0.00	0.00	0.00	0.00	0.00	0.00	0.00
10E902 2210 4100 30 110000	WASHINGTON TITLE I SUPPLIES	0.00	0.00	0.00	0.00	0.00	0.00	0.00
10E930 2210 4100 30 000000	TITLE I: IMPRV INST SUPL	0.00	0.00	0.00	0.00	0.00	0.00	0.00
10E000 2210 5400 00 000000	Imp of Instruction Capital	1,000.00	0.00	955.19	-854.19	899.00	0.00	95.52
10E000 2210 6400 00 000000	IMP INST: DUES/FEES	1,100.00	0.00	0.00	43.54	1,056.46	59.00	0.00
10E935 2211 2100 00 000005	TITLE SIP TRS	0.00	0.00	0.00	0.00	0.00	0.00	0.00
10E935 2211 2170 00 000005	TITLE SIP TRS .58%	0.00	0.00	0.00	0.00	0.00	0.00	0.00
10E935 2211 2250 00 000005	TITLE SIP TRS THIS	0.00	0.00	0.00	0.00	0.00	0.00	0.00
10E000 2222 4300 00 000004	MEDIA: GRANT-STATE LIBR	3,000.00	1,423.11	1,423.11	1,407.68	155.61	1,367.27	47.44
10E000 2222 4300 00 000005	Media: Kent State Univ. Gra	0.00	0.00	0.00	0.00	0.00	0.00	0.00
10E000 2222 4300 00 000006	FED BACK TO BOOKS GRANT	0.00	355.90	355.90	-355.90	0.00	0.00	0.00
10E105 2222 4300 00 000000	ADAMS MEDIA LIBRARY	1,000.00	0.00	0.00	0.00	618.68	1,003.58	0.00
10E107 2222 4300 00 000000	JEFFERSON MEDIA LIBRARY	2,100.00	0.00	0.00	0.00	578.98	2,109.76	0.00
10E108 2222 4300 00 000000	LINCOLN MEDIA LIBRARY	3,700.00	0.00	0.00	0.00	639.44	3,702.96	0.00
10E109 2222 4300 00 000000	LONGFELLOW MEDIA LIBRARY	2,400.00	0.00	0.00	0.00	972.28	2,402.53	0.00
10E110 2222 4300 00 000000	WASHINGTON MEDIA LIBRARY	3,300.00	0.00	0.00	0.00	307.08	3,003.77	0.00
10E204 2222 4300 00 000000	JH MEDIA LIBRARY	7,500.00	1,772.73	1,772.73	4,400.29	1,326.98	7,589.02	23.64
10E204 2222 4300 00 000001	JH SNAPDRAGON BOOK GRANT	0.00	0.00	0.00	0.00	0.00	693.05	0.00
10E303 2222 4300 00 000000	HS MEDIA LIBRARY	8,500.00	1,789.34	2,674.62	4,716.67	1,108.71	7,950.06	31.47
10E000 2223 4900 00 000002	MEDIA: Follett Software-All	9,900.00	2,270.19	2,270.19	5,359.62	2,270.19	5,213.81	22.93
10E105 2223 4900 00 000000	ADAMS MEDIA AV	1,000.00	0.00	0.00	177.11	134.26	1,095.68	0.00
10E107 2223 4900 00 000000	JEFFERSON MEDIA AV	700.00	0.00	0.00	207.79	436.81	736.64	0.00

Account Number	Account Level Description Account Number	2021-22 Original Budget	September 2021-22 Monthly Activity	2021-22 FYTD Activity	2021-22 Available Funds	Encumbered Amount	2020-21 FY Activity	2021-22 FYTD %
10	EDUCATIONAL FUND							
10E108 2223 4900 00 000000	LINCOLN MEDIA AV	1,000.00	0.00	0.00	566.51	134.27	998.18	0.00
10E109 2223 4900 00 000000	LONGFELLOW MEDIA AV	1,000.00	0.00	0.00	455.34	134.27	972.54	0.00
10E110 2223 4900 00 000000	WASHINGTON MEDIA AV	1,000.00	0.00	0.00	602.31	135.16	990.80	0.00
10E204 2223 4900 00 000000	JH MEDIA AV	2,000.00	308.92	308.92	1,691.08	0.00	1,666.77	15.45
10E303 2223 4900 00 000000	HS MEDIA AV	2,000.00	876.40	876.40	384.60	739.00	1,887.17	43.82
10E000 2225 1140 00 000000	TECH: SALARY	254,000.00	21,232.32	66,620.96	187,379.04	0.00	238,044.94	26.23
10E000 2225 2120 00 000000	TECH: IMRF	12,350.00	964.29	2,958.83	9,391.17	0.00	10,921.14	23.96
10E000 2225 2220 00 000000	TECH: HEALTH INSURANCE	32,000.00	2,631.04	7,653.92	24,346.08	0.00	31,646.48	23.92
10E000 2225 3190 00 000000	TECH: CONTRACTUAL	200,000.00	0.00	135,958.66	24,581.34	39,460.00	159,104.24	67.98
10E000 2225 3320 00 000000	TECH: TRAVEL	4,000.00	0.00	145.00	3,855.00	0.00	145.00	3.63
10E000 2225 4100 00 000000	TECH: SUPPLIES	100,000.00	1,083.60	1,472.53	88,318.16	10,209.31	82,475.06	1.47
10E000 2225 5400 00 000000	TECH: CAP OUTLAY	15,000.00	0.00	0.00	11,910.00	3,090.00	6,725.00	0.00
10E000 2225 5400 00 000001	TECH: CAP OUTLAY 2500+	7,500.00	0.00	0.00	7,500.00	0.00	0.00	0.00
10E000 2225 6400 00 000000	TECH: DUES/FEES	500.00	0.00	0.00	500.00	0.00	380.00	0.00
10E000 2230 3160 00 000001	TESTING: ELEM.	1,000.00	0.00	0.00	1,000.00	0.00	0.00	0.00
10E000 2230 3160 00 000002	TESTING; JUNIOR HI	2,000.00	0.00	0.00	2,000.00	0.00	0.00	0.00
10E000 2230 3160 00 000003	TESTING: HIGH SCHOOL	2,000.00	0.00	0.00	2,000.00	0.00	-761.00	0.00
10E902 2230 3190 30 000000	Assessment & Testing Pur. S	47,099.00	0.00	0.00	37,049.00	10,050.00	9,258.00	0.00
10E902 2230 3190 30 105000	ADAMS TITLE ASSESSMENT & TE	0.00	0.00	0.00	0.00	0.00	0.00	0.00
10E902 2230 3190 30 107000	JEFFER TITLE ASSESSMENT & T	0.00	0.00	0.00	0.00	0.00	0.00	0.00
10E902 2230 3190 30 108000	LINCOL TITLE ASSESSMENT & T	0.00	0.00	0.00	0.00	0.00	0.00	0.00
10E902 2230 3190 30 109000	LONGFE TITLE ASSESSMENT & T	0.00	0.00	0.00	0.00	0.00	0.00	0.00
10E902 2230 3190 30 110000	WASH TITLE ASSESSMENT & TES	0.00	0.00	0.00	0.00	0.00	0.00	0.00
10E930 2230 3190 30 000000	TITLE I ASSMT. & TESTING PS	12,900.00	0.00	0.00	12,900.00	0.00	9,145.00	0.00
10E930 2230 3190 30 105000	AD TITLE I PURCHASE SERVICE	0.00	0.00	1,045.00	-1,045.00	0.00	872.00	0.00
10E930 2230 3190 30 107000	JE TITLE I PURCHASE SERVICE	0.00	0.00	3,252.00	-3,252.00	0.00	4,960.00	0.00
10E930 2230 3190 30 108000	LI TITLE I PURCHASE SERVICE	0.00	0.00	2,500.00	-2,500.00	0.00	9,957.75	0.00
10E930 2230 3190 30 109000	LO TITLE I PURCHASE SERVICE	0.00	0.00	3,581.25	-3,581.25	0.00	6,827.50	0.00
10E930 2230 3190 30 110000	WA TITLE I PURCHASE SERVICE	0.00	0.00	2,500.00	-2,500.00	0.00	6,960.00	0.00
10E940 2230 3190 30 000000	ESSER GRANT ASSESSMENT TEST	0.00	0.00	0.00	0.00	0.00	249.00	0.00
10E965 2230 3190 00 000000	ESSER III PURCHASE SERVICES	76,125.00	0.00	25,375.00	0.00	50,750.00	0.00	33.33
10E000 2230 4100 00 000000	TESTING: DISTRICT	5,000.00	0.00	0.00	5,000.00	0.00	0.00	0.00
10E000 2310 3190 00 000000	BD FINANCIAL MANAGEMENT SER	16,886.00	0.00	16,885.75	0.25	0.00	16,495.50	100.00
10E000 2310 3320 00 000000	BD: TRAVEL	6,000.00	0.00	0.00	6,000.00	0.00	0.00	0.00
10E000 2310 3820 00 000000	BD: SUMMER YOUTH CAMPS INSU	6,500.00	0.00	216.00	6,284.00	0.00	216.00	3.32
10E000 2310 3900 00 000000	BD: OTHER	1,000.00	0.00	0.00	505.01	0.00	6,848.31	0.00
10E000 2310 4100 00 000000	BD: SUPPLIES	2,500.00	0.00	72.39	2,427.61	0.00	2,463.49	2.90
10E000 2310 6400 00 000000	BD: DUES/FEES	15,000.00	0.00	12,671.52	2,328.48	0.00	11,837.00	84.48

Account Number	Account Level Description Account Number	2021-22 Original Budget	September 2021-22 Monthly Activity	2021-22 FYTD Activity	2021-22 Available Funds	Encumbered Amount	2020-21 FY Activity	2021-22 FYTD %
10	EDUCATIONAL FUND							
10E000 2321 1110 00 000000	ADMIN: SALARY	213,109.00	17,642.38	54,327.14	158,781.86	0.00	205,542.24	25.49
10E000 2321 1150 00 000000	ADMIN: SALARY, SECRETARY	50,000.00	4,166.66	12,499.98	37,500.02	0.00	44,144.64	25.00
10E000 2321 2100 00 000000	ADMIN: TRS-R	4,599.00	4,598.15	4,598.15	0.85	0.00	4,455.02	99.98
10E000 2321 2110 00 000000	ADMIN: TRS 9%	21,077.00	1,744.84	5,372.99	15,704.01	0.00	20,328.24	25.49
10E000 2321 2120 00 000000	ADMIN: IMRF	2,500.00	196.34	589.01	1,910.99	0.00	2,080.08	23.56
10E000 2321 2170 00 000000	ADMIN: TRS .58%	1,359.00	112.94	347.80	1,011.20	0.00	1,315.91	25.59
10E000 2321 2220 00 000000	ADMIN: HEALTH INSUR	20,395.00	1,725.50	5,019.62	15,375.38	0.00	18,680.82	24.61
10E000 2321 2250 00 000000	ADMIN: HEALTH INS .5%	3,677.00	304.38	937.30	2,739.70	0.00	4,878.72	25.49
10E000 2321 3320 00 000000	ADMIN: TRAVEL	1,000.00	0.00	699.00	301.00	0.00	832.50	69.90
10E000 2321 3900 00 000000	ADMIN: OTHER	1,155.00	586.07	586.07	568.93	0.00	1,725.00	50.74
10E000 2321 4100 00 000000	ADMIN: SUPPLIES	0.00	0.00	0.00	0.00	0.00	0.00	0.00
10E000 2321 6400 00 000000	ADMIN: DUES/FEES	2,100.00	0.00	2,198.53	-98.53	0.00	1,706.09	104.69
10E000 2321 8000 00 000000	ADMIN: POST RETIREMENT	0.00	0.00	0.00	0.00	0.00	0.00	0.00
10E105 2410 1110 00 000000	ADAMS PRINCIPAL SALARY	93,810.00	7,765.16	24,307.50	69,502.50	0.00	88,311.30	25.91
10E107 2410 1110 00 000000	JEFFERSON PRINCIPAL SALARY	84,000.00	6,461.52	12,923.04	71,076.96	0.00	123,112.88	15.38
10E108 2410 1110 00 000000	LINCOLN PRINCIPAL SALARY	190,000.00	18,461.20	48,871.32	141,128.68	0.00	181,574.96	25.72
10E109 2410 1110 00 000000	LONGFELLOW PRINCIPAL SALARY	89,100.00	8,704.30	22,887.42	66,212.58	0.00	84,685.60	25.69
10E110 2410 1110 00 000000	WASHINGTON PRINCIPAL SALARY	175,100.00	17,221.42	45,224.18	129,875.82	0.00	167,275.87	25.83
10E204 2410 1110 00 000000	JH PRINCIPAL SALARY	257,000.00	17,650.18	46,995.18	210,004.82	0.00	270,669.28	18.29
10E303 2410 1110 00 000000	HIGH SCHOOL PRINCIPAL SALAR	373,600.00	31,006.18	98,618.54	274,981.46	0.00	367,199.52	26.40
10E105 2410 1150 00 000000	ADAMS PRINCIPAL SECRETARY	47,000.00	3,893.18	11,452.02	35,547.98	0.00	43,583.70	24.37
10E107 2410 1150 00 000000	JEFFERSON PRINCIPAL SECRETA	37,000.00	3,031.28	9,071.70	27,928.30	0.00	35,143.68	24.52
10E108 2410 1150 00 000000	LINCOLN PRINCIPAL SECRETARY	50,000.00	4,087.52	12,040.92	37,959.08	0.00	45,803.24	24.08
10E109 2410 1150 00 000000	LONGFELLOW PRINCIPAL SECRET	53,000.00	4,377.90	12,912.06	40,087.94	0.00	49,283.76	24.36
10E110 2410 1150 00 000000	WASHINGTON PRINCIPAL SECRET	41,000.00	3,477.60	10,206.79	30,793.21	0.00	37,661.12	24.89
10E204 2410 1150 00 000000	JH PRINCIPAL SECRETARY SALA	66,000.00	5,474.98	16,085.62	49,914.38	0.00	61,066.68	24.37
10E303 2410 1150 00 000000	HS PRINCIPAL SECRETARY SALA	69,000.00	6,036.34	17,992.34	51,007.66	0.00	67,870.28	26.08
10E105 2410 1200 00 000000	ADAMS PRIN SUB SECRETARY	200.00	0.00	0.00	200.00	0.00	0.00	0.00
10E107 2410 1200 00 000000	JEFFERSON PRIN SUB SECRETAR	200.00	0.00	0.00	200.00	0.00	0.00	0.00
10E108 2410 1200 00 000000	LINCOLN PRIN SUB SECRETARY	200.00	0.00	0.00	200.00	0.00	20.00	0.00
10E109 2410 1200 00 000000	LONGFELLOW PRIN SUB SECRETA	200.00	0.00	0.00	200.00	0.00	0.00	0.00
10E110 2410 1200 00 000000	WASHINGTON PRIN SUB SECRETA	200.00	255.75	255.75	-55.75	0.00	0.00	127.88
10E204 2410 1200 00 000000	JH PRIN SUB SECRETARY	200.00	0.00	0.00	200.00	0.00	0.00	0.00
10E303 2410 1200 00 000000	HS PRINCIPAL SEC SUB SALARY	200.00	0.00	0.00	200.00	0.00	0.00	0.00
10E108 2410 1300 00 000000	LINCOLN PRINCIPAL EXTRA SAL	3,800.00	316.66	949.98	2,850.02	0.00	3,799.92	25.00
10E105 2410 2110 00 000000	ADAMS PRINCIPAL TRS	9,300.00	767.98	2,039.23	7,260.77	0.00	8,025.81	21.93
10E107 2410 2110 00 000000	JEFFERSON PRINCIPAL TRS	8,320.00	639.06	1,278.12	7,041.88	0.00	10,480.10	15.36
10E108 2410 2110 00 000000	LINCOLN PRINCIPAL TRS	19,200.00	1,857.14	3,407.92	15,792.08	0.00	15,351.20	17.75

Account Number	Account Level Description Account Number	2021-22 Original Budget	September 2021-22 Monthly Activity	2021-22 FYTD Activity	2021-22 Available Funds	Encumbered Amount	2020-21 FY Activity	2021-22 FYTD %
10	EDUCATIONAL FUND							
10E109 2410 2110 00 000000	LONGFELLOW PRINCIPAL TRS	8,900.00	860.86	2,964.93	5,935.07	0.00	8,416.31	33.31
10E110 2410 2110 00 000000	WASHINGTON PRINCIPAL TRS	17,400.00	1,703.22	2,490.52	14,909.48	0.00	15,042.49	14.31
10E204 2410 2110 00 000000	JH PRINCIPAL TRS	25,500.00	1,745.62	5,233.59	20,266.41	0.00	25,545.57	20.52
10E303 2410 2110 00 000000	HS PRIN TRS 9%	37,000.00	2,387.42	7,577.65	29,422.35	0.00	27,142.56	20.48
10E105 2410 2120 00 000000	ADAMS PRINCIPAL IMRF	2,350.00	183.46	539.66	1,810.34	0.00	2,053.77	22.96
10E107 2410 2120 00 000000	JEFFERSON PRINCIPAL IMRF	1,850.00	142.82	427.43	1,422.57	0.00	1,655.90	23.10
10E108 2410 2120 00 000000	LINCOLN PRINCIPAL IMRF	2,500.00	192.60	567.36	1,932.64	0.00	2,158.29	22.69
10E109 2410 2120 00 000000	LONGFELLOW PRINCIPAL IMRF	2,650.00	206.28	608.40	2,041.60	0.00	2,322.24	22.96
10E110 2410 2120 00 000000	WASHINGTON PRINCIPAL IMRF	2,050.00	155.85	472.93	1,577.07	0.00	1,774.59	23.07
10E204 2410 2120 00 000000	JH PRINCIPAL IMRF	3,300.00	257.98	757.96	2,542.04	0.00	2,867.04	22.97
10E303 2410 2120 00 000000	HS PRINCIPAL IMRF	7,700.00	607.97	1,884.40	5,815.60	0.00	7,568.83	24.47
10E105 2410 2170 00 000000	ADAMS PRINCIPAL TRS .58	600.00	49.72	132.01	467.99	0.00	519.43	22.00
10E107 2410 2170 00 000000	JEFFERSON PRINCIPAL TRS .58	550.00	41.36	82.72	467.28	0.00	678.46	15.04
10E108 2410 2170 00 000000	LINCOLN PRINCIPAL TRS .58	1,250.00	120.21	220.60	1,029.40	0.00	993.80	17.65
10E109 2410 2170 00 000000	LONGFELLOW PRINCIPAL TRS .5	570.00	55.72	191.88	378.12	0.00	544.76	33.66
10E110 2410 2170 00 000000	WASHINGTON PRINCIPAL TRS .5	1,200.00	110.26	161.22	1,038.78	0.00	973.72	13.44
10E204 2410 2170 00 000000	JH PRINCIPAL TRS .58%	1,640.00	113.00	338.76	1,301.24	0.00	1,653.57	20.66
10E303 2410 2170 00 000000	HS PRINCIPAL TRS .58	2,400.00	154.54	490.52	1,909.48	0.00	1,756.98	20.44
10E105 2410 2220 00 000000	ADAMS PRINCIPAL HEALTH INS	45,958.00	3,829.84	11,141.34	34,816.66	0.00	41,463.38	24.24
10E107 2410 2220 00 000000	JEFFERSON PRINCIPAL HEALTH	0.00	0.00	0.00	0.00	0.00	15,003.88	0.00
10E108 2410 2220 00 000000	LINCOLN PRINCIPAL HEALTH IN	38,065.00	3,172.08	9,227.86	28,837.14	0.00	34,342.24	24.24
10E109 2410 2220 00 000000	LONGFELLOW PRINCIPAL HEALTH	36,500.00	3,041.02	8,846.58	27,653.42	0.00	32,923.14	24.24
10E110 2410 2220 00 000000	WASHINGTON PRINCIPAL HEALTH	35,300.00	2,942.28	8,559.32	26,740.68	0.00	31,853.94	24.25
10E204 2410 2220 00 000000	JH PRINCIPAL HEALTH INSURAN	37,100.00	3,091.32	8,992.88	28,107.12	0.00	55,806.02	24.24
10E303 2410 2220 00 000000	HS PRINCIPAL HEALTH INS	46,000.00	3,829.84	11,141.34	34,858.66	0.00	52,301.10	24.22
10E105 2410 2250 00 000000	ADAMS PRINCIPAL TRS HEALTH	1,700.00	133.98	355.75	1,344.25	0.00	1,926.10	20.93
10E107 2410 2250 00 000000	JEFFERSON PRINCIPAL TRS HEA	1,500.00	111.48	222.96	1,277.04	0.00	2,515.20	14.86
10E108 2410 2250 00 000000	LINCOLN PRINCIPAL TRS HEALT	3,400.00	323.97	594.50	2,805.50	0.00	3,684.20	17.49
10E109 2410 2250 00 000000	LONGFELLOW PRINCIPAL TRS HE	1,550.00	150.17	632.23	917.77	0.00	2,019.92	40.79
10E110 2410 2250 00 000000	WASHINGTON PRINCIPAL TRS HE	3,100.00	297.12	434.46	2,665.54	0.00	3,610.04	14.01
10E204 2410 2250 00 000000	JH PRINCIPAL TRS HEALTH INS	4,450.00	304.52	1,009.03	3,440.97	0.00	6,131.06	22.67
10E303 2410 2250 00 000000	HS PRIN TRS HEALTH INS	6,500.00	416.47	1,321.88	5,178.12	0.00	6,514.10	20.34
10E105 2410 3320 00 000000	ADAMS PRINCIPAL TRAVEL	400.00	0.00	0.00	400.00	0.00	374.00	0.00
10E107 2410 3320 00 000000	JEFFERSON PRINCIPAL TRAVEL	400.00	0.00	0.00	392.00	8.00	400.00	0.00
10E108 2410 3320 00 000000	LINCOLN PRINCIPAL TRAVEL	1,000.00	0.00	0.00	930.00	70.00	848.00	0.00
10E109 2410 3320 00 000000	LONGFELLOW PRINCIPAL TRAVEL	500.00	0.00	0.00	111.00	389.00	250.00	0.00
10E110 2410 3320 00 000000	WASHINGTON PRINCIPAL TRAVEL	1,500.00	0.00	0.00	1,275.00	225.00	998.00	0.00
10E204 2410 3320 00 000000	JH PRINCIPAL TRAVEL	1,500.00	0.00	175.00	1,325.00	0.00	1,225.00	11.67

Account Number	Account Level Description Account Number	2021-22 Original Budget	September 2021-22 Monthly Activity	2021-22 FYTD Activity	2021-22 Available Funds	Encumbered Amount	2020-21 FY Activity	2021-22 FYTD %
10	EDUCATIONAL FUND							
10E303 2410 3320 00 000000	HS PRINCIPAL TRAVEL	3,000.00	0.00	0.00	3,000.00	0.00	350.00	0.00
10E105 2410 4100 00 000000	ADAMS PRINCIPAL SUPPLIES	250.00	0.00	135.61	114.39	0.00	54.66	54.24
10E107 2410 4100 00 000000	JEFFERSON PRINCIPAL SUPPLIE	250.00	0.00	0.00	250.00	0.00	0.00	0.00
10E108 2410 4100 00 000000	LINCOLN PRINCIPAL SUPPLIES	1,000.00	0.00	0.00	1,000.00	0.00	3,114.61	0.00
10E109 2410 4100 00 000000	LONGFELLOW PRINCIPAL SUPPLI	250.00	0.00	0.00	250.00	0.00	0.00	0.00
10E110 2410 4100 00 000000	WASHINGTON PRINCIPAL SUPPLI	250.00	0.00	0.00	250.00	0.00	54.71	0.00
10E204 2410 4100 00 000000	JH PRINCIPAL SUPPLIES	900.00	0.00	0.00	900.00	0.00	0.00	0.00
10E303 2410 4100 00 000000	HS PRINCIPAL SUPPLIES	700.00	0.00	422.03	277.97	0.00	234.60	60.29
10E105 2410 6400 00 000000	ADAMS PRINCIPAL DUES/FEES	700.00	0.00	0.00	700.00	0.00	399.00	0.00
10E107 2410 6400 00 000000	JEFFERSON PRINCIPAL DUES/FE	800.00	357.00	357.00	443.00	0.00	598.00	44.63
10E108 2410 6400 00 000000	LINCOLN PRINCIPAL DUES/FEES	1,200.00	0.00	0.00	382.00	818.00	1,048.00	0.00
10E109 2410 6400 00 000000	LONGFELLOW PRINCIPAL DUES/F	800.00	371.88	371.88	428.12	0.00	361.67	46.49
10E110 2410 6400 00 000000	WASHINGTON PRINCIPAL DUES/F	1,100.00	0.00	0.00	1,100.00	0.00	707.00	0.00
10E204 2410 6400 00 000000	JH PRINCIPAL DUES/FEES	1,200.00	718.00	718.00	482.00	0.00	1,035.15	59.83
10E303 2410 6400 00 000000	HS PRINCIPAL DUES/FEES	1,500.00	356.97	356.97	1,143.03	0.00	1,075.21	23.80
10E204 2410 8000 00 000000	Post Retirement Pymts	0.00	0.00	0.00	0.00	0.00	0.00	0.00
10E303 2410 8000 00 000000	HS POST RETIREMENT	0.00	0.00	0.00	0.00	0.00	0.00	0.00
10E000 2510 1150 00 000000	BUS MAN: SALARY, SEC	86,774.00	7,231.10	21,693.30	65,080.70	0.00	80,592.18	25.00
10E000 2510 2120 00 000000	BUS MAN: IMRF	4,338.00	340.74	1,022.20	3,315.80	0.00	3,772.36	23.56
10E000 2510 2220 00 000000	BUS MAN: HEALTH INSUR	14,380.00	1,216.78	3,539.70	10,840.30	0.00	13,173.12	24.62
10E000 2510 3320 00 000000	BUS MAN: TRAVEL	0.00	0.00	0.00	0.00	0.00	987.18	0.00
10E000 2510 3400 00 000000	BUS MAN: COM/POST	4,000.00	226.08	1,299.94	2,700.06	0.00	3,522.15	32.50
10E000 2510 3500 00 000000	BUS MAN: ADVERTISING	4,000.00	120.00	340.00	3,450.00	210.00	1,270.76	8.50
10E000 2510 3600 00 000000	BUS MAN: COPYING/DUPLIC.	1,500.00	0.00	0.00	1,500.00	0.00	544.87	0.00
10E000 2510 3900 00 000000	BUS MAN: OTHER	0.00	0.00	0.00	0.00	0.00	0.00	0.00
10E000 2510 4100 00 000000	BUS MAN: SUPPLIES	7,134.00	634.55	3,127.80	2,941.29	1,029.91	14,105.26	43.84
10E000 2510 5400 00 000000	BUS MAN: CAPITAL OUTLAY	1,700.00	0.00	1,686.45	13.55	0.00	0.00	99.20
10E000 2510 6400 00 000000	BUS MAN: DUES/FEES	600.00	0.00	0.00	600.00	0.00	534.85	0.00
10E000 2520 1110 00 000000	Fiscal Serv: Salary	73,400.00	6,000.00	19,400.00	54,000.00	0.00	67,943.59	26.43
10E000 2520 2110 00 000000	FISCAL: TRS 9%	0.00	0.00	0.00	0.00	0.00	0.00	0.00
10E000 2520 2120 00 000000	FISCAL: IMRF	3,670.00	282.72	914.13	2,755.87	0.00	3,001.50	24.91
10E000 2520 2170 00 000000	FISCAL: TRS .58%	0.00	0.00	0.00	0.00	0.00	0.00	0.00
10E000 2520 2220 00 000000	FISCAL: HEALTH INSURANCE	13,700.00	1,157.26	3,399.51	10,300.49	0.00	12,768.18	24.81
10E000 2520 2250 00 000000	FISCAL: TRS HEALTH	0.00	0.00	0.00	0.00	0.00	0.00	0.00
10E000 2520 3170 00 000000	AUDIT	20,000.00	14,000.00	14,000.00	6,000.00	0.00	18,325.00	70.00
10E000 2520 3190 00 000002	Skyward Acct. Software	34,000.00	0.00	29,585.97	4,414.03	0.00	34,188.50	87.02
10E000 2520 3190 00 000004	Public School Works Fee	8,760.00	0.00	0.00	8,760.00	0.00	8,760.00	0.00
10E000 2520 3320 00 000000	FISCAL: TRAVEL	2,000.00	175.00	175.00	1,730.00	95.00	0.00	8.75

Account Number	Account Level Description Account Number	2021-22 Original Budget	September 2021-22 Monthly Activity	2021-22 FYTD Activity	2021-22 Available Funds	Encumbered Amount	2020-21 FY Activity	2021-22 FYTD %
10	EDUCATIONAL FUND							
10E000 2520 4100 00 000000	FISCAL: SUPPLIES	7,000.00	0.00	0.00	7,000.00	0.00	0.00	0.00
10E000 2520 6400 00 000000	FISCAL: DUES/FEES	1,000.00	0.00	0.00	1,000.00	0.00	0.00	0.00
10E000 2533 5230 03 020080	ARCHITECT MHS PHASE 4	0.00	0.00	0.00	0.00	0.00	0.00	0.00
10E965 2533 5230 30 000000	ESSER III ARCH HVAC	0.00	0.00	0.00	0.00	0.00	0.00	0.00
10E965 2540 3190 30 000000		0.00	0.00	0.00	0.00	0.00	0.00	0.00
10E940 2540 4100 30 000000	Esser Grant General Supplie	0.00	0.00	0.00	0.00	0.00	2,158.72	0.00
10E965 2540 4100 30 000000	Esser III Supplies	0.00	0.00	0.00	-5,340.00	5,340.00	0.00	0.00
10E940 2540 5400 30 000000	Esser Grant Capital Outlay	0.00	0.00	0.00	0.00	0.00	98,684.93	0.00
10E000 2542 3190 00 000000	CRIMINAL BACKGROUND CHECKS	6,000.00	0.00	9,671.00	-4,606.00	935.00	2,459.70	161.18
10E000 2545 3230 10 000000	DR ED: MAINT	600.00	0.00	53.91	546.09	0.00	293.20	8.99
10E000 2545 4100 10 000000	DR ED: SUPPLIES	3,000.00	103.00	1,304.92	1,695.08	0.00	2,480.76	43.50
10E000 2545 5400 10 000000	DR ED: CAP OUT	25,000.00	0.00	15,748.00	9,252.00	0.00	16,348.00	62.99
10E000 2560 1110 84 000000	FOOD SERV: SALARY, SUP	81,022.00	6,635.08	21,305.24	59,716.76	0.00	77,302.08	26.30
10E000 2560 1150 84 000000	FOOD SERV: SALARY, SEC	24,304.00	2,025.32	5,819.30	18,484.70	0.00	21,096.16	23.94
10E105 2560 1190 84 000000	ADAMS FOOD SERV COOKS SALAR	63,000.00	7,173.16	18,057.70	44,942.30	0.00	65,649.52	28.66
10E107 2560 1190 84 000000	JEFFERSON FOOD SERV COOKS S	52,000.00	4,398.12	10,294.74	41,705.26	0.00	35,878.60	19.80
10E108 2560 1190 84 000000	LINCOLN FOOD SERV COOKS SAL	96,000.00	6,057.66	17,504.94	78,495.06	0.00	86,532.17	18.23
10E109 2560 1190 84 000000	LONGFELLOW FOOD SERV COOKS	67,000.00	3,432.45	8,139.92	58,860.08	0.00	34,399.00	12.15
10E110 2560 1190 84 000000	WASHINGTON FOOD SERV COOKS	80,000.00	4,269.90	12,956.59	67,043.41	0.00	48,453.17	16.20
10E204 2560 1190 84 000000	JH COOK SALARY	104,000.00	8,287.85	21,375.14	82,624.86	0.00	93,947.45	20.55
10E303 2560 1190 84 000000	HS FOOD SERV COOKS SALARY	107,000.00	10,377.07	23,230.53	83,769.47	0.00	89,671.56	21.71
10E000 2560 1200 84 000000	FOOD SERV: SALARY, SUBS	3,000.00	539.00	1,848.00	1,152.00	0.00	3,196.75	61.60
10E105 2560 1200 84 000000	ADAMS FOOD SERV SUB SALARY	1,000.00	0.00	0.00	1,000.00	0.00	0.00	0.00
10E107 2560 1200 84 000000	JEFFERSON FOOD SERV SUB SAL	5,000.00	0.00	0.00	5,000.00	0.00	923.00	0.00
10E108 2560 1200 84 000000	LINCOLN FOOD SERV SUB SALAR	13,000.00	1,504.25	1,993.75	11,006.25	0.00	9,608.00	15.34
10E109 2560 1200 84 000000	LONGFELLOW FOOD SERV SUB SA	10,000.00	0.00	0.00	10,000.00	0.00	9,895.50	0.00
10E110 2560 1200 84 000000	WASHINGTON FOOD SERV SUB SA	12,000.00	4,763.00	6,292.00	5,708.00	0.00	12,908.19	52.43
10E204 2560 1200 84 000000	JH SUB COOK SALARY	5,000.00	4,130.50	4,312.00	688.00	0.00	0.00	86.24
10E303 2560 1200 84 000000	HS FOOD SERV SUB COOK SALAR	20,000.00	0.00	251.13	19,748.87	0.00	10,235.13	1.26
10E105 2560 1300 84 000000	ADAMS FOOD SERV HOURLY SALA	1,500.00	114.03	525.12	974.88	0.00	148.06	35.01
10E107 2560 1300 84 000000	JEFFERSON FOOD SERV HOURLY	2,500.00	55.76	299.92	2,200.08	0.00	1,094.92	12.00
10E108 2560 1300 84 000000	LINCOLN FOOD SERV HOURLY SA	1,500.00	114.54	518.79	981.21	0.00	2,294.11	34.59
10E109 2560 1300 84 000000	LONGFELLOW FOOD SERV HOURL	1,200.00	0.00	136.53	1,063.47	0.00	480.73	11.38
10E110 2560 1300 84 000000	WASHINGTON FOOD SERV HOURLY	1,700.00	105.20	444.11	1,255.89	0.00	0.00	26.12
10E204 2560 1300 84 000000	JH FOOD SERVICE HOURLY	3,000.00	43.37	352.06	2,647.94	0.00	703.71	11.74
10E303 2560 1300 84 000000	HS FOOD SERV HOURLY SALARY	3,500.00	211.71	1,077.90	2,422.10	0.00	556.55	30.80
10E960 2560 1300 30 000000	ESSER II FOOD SERVICE SALAR	50,000.00	0.00	23,495.00	26,505.00	0.00	21,155.00	46.99
10E105 2560 1310 84 000000	ADAMS FOOD SERV OVERTIME SA	500.00	0.00	0.00	500.00	0.00	0.00	0.00

Account Number	Account Level Description Account Number	2021-22 Original Budget	September 2021-22 Monthly Activity	2021-22 FYTD Activity	2021-22 Available Funds	Encumbered Amount	2020-21 FY Activity	2021-22 FYTD %
10	EDUCATIONAL FUND							
10E107 2560 1310 84 000000	JEFFERSON FOOD SERV OVERTIM	200.00	0.00	0.00	200.00	0.00	0.00	0.00
10E108 2560 1310 84 000000	LINCOLN FOOD SERV OVERTIME	1,100.00	0.00	0.00	1,100.00	0.00	0.00	0.00
10E109 2560 1310 84 000000	LONGFELLOW FOOD SERV OVERT	100.00	0.00	0.00	100.00	0.00	0.00	0.00
10E110 2560 1310 84 000000	WASHINGTON FOOD SERV OVERTI	600.00	0.00	0.00	600.00	0.00	0.00	0.00
10E204 2560 1310 84 000000	JH FOOD SERVICE OVERTIME	3,000.00	27.87	154.14	2,845.86	0.00	0.00	5.14
10E303 2560 1310 84 000000	HS FOOD SERV OVERTIME SALAR	2,000.00	115.97	180.40	1,819.60	0.00	152.00	9.02
10E000 2560 2120 84 000000	FOOD SERV: IMRF	5,500.00	408.08	1,278.12	4,221.88	0.00	4,636.54	23.24
10E105 2560 2120 84 000000	ADAMS FOOD SERV IMRF	3,250.00	343.37	875.65	2,374.35	0.00	3,100.60	26.94
10E107 2560 2120 84 000000	JEFFERSON FOOD SERV IMRF	2,800.00	209.86	499.22	2,300.78	0.00	1,647.33	17.83
10E108 2560 2120 84 000000	LINCOLN FOOD SERV IMRF	5,000.00	290.82	849.27	4,150.73	0.00	4,185.57	16.99
10E109 2560 2120 84 000000	LONGFELLOW FOOD SERV IMRF	2,700.00	161.74	390.01	2,309.99	0.00	1,643.65	14.44
10E110 2560 2120 84 000000	WASHINGTON FOOD SERV IMRF	4,100.00	206.17	631.47	3,468.53	0.00	2,215.06	15.40
10E204 2560 2120 84 000000	JH FOOD SERVICE IMRF	5,500.00	393.90	1,031.06	4,468.94	0.00	4,428.77	18.75
10E303 2560 2120 84 000000	HS FOOD SERV IMRF	5,625.00	504.41	1,165.77	4,459.23	0.00	4,267.43	20.72
10E960 2560 2120 30 000000		2,500.00	0.00	883.72	1,616.28	0.00	784.78	35.35
10E105 2560 2220 84 000000	ADAMS FOOD SERV HEALTH INS	31,000.00	2,104.34	6,121.72	24,878.28	0.00	22,782.56	19.75
10E107 2560 2220 84 000000	JEFFERSON FOOD SERV HEALTH	7,000.00	0.00	0.00	7,000.00	0.00	0.00	0.00
10E108 2560 2220 84 000000	LINCOLN FOOD SERV HEALTH IN	30,000.00	1,315.52	3,826.96	26,173.04	0.00	22,134.56	12.76
10E109 2560 2220 84 000000	LONGFELLOW FOOD SERV HEALT	21,000.00	657.76	2,511.44	18,488.56	0.00	18,261.56	11.96
10E110 2560 2220 84 000000	WASHINGTON FOOD SERV HEALTH	19,000.00	1,216.78	3,539.70	15,460.30	0.00	13,173.12	18.63
10E204 2560 2220 84 000000	JH FOOD SERVICE HEALTH	20,000.00	1,315.52	3,826.96	16,173.04	0.00	14,242.32	19.13
10E303 2560 2220 84 000000	HS FOOD SERV HEALTH INSURAN	47,000.00	2,893.16	8,416.48	38,583.52	0.00	37,778.64	17.91
10E000 2560 3190 84 000000	FOOD SERV: OTHER PURCHASED	10,000.00	75.00	75.00	9,925.00	0.00	3,760.96	0.75
10E000 2560 3190 84 000001	FOOD SERV: POS SYSTEM	11,000.00	0.00	0.00	11,000.00	0.00	8,243.00	0.00
10E105 2560 3190 84 000000	ADAMS FOOD SERV OTHER PURCH	250.00	0.00	0.00	250.00	0.00	0.00	0.00
10E107 2560 3190 84 000000	JEFFERSON FOOD SERV OTHER P	1,000.00	0.00	0.00	1,000.00	0.00	0.00	0.00
10E108 2560 3190 84 000000	LINCOLN FOOD SERV OTHER PUR	250.00	0.00	0.00	250.00	0.00	0.00	0.00
10E109 2560 3190 84 000000	LONGFELLOW FOOD SERV OTHER	3,500.00	0.00	0.00	3,500.00	0.00	3,073.05	0.00
10E110 2560 3190 84 000000	WASHINGTON FOOD SERV OTHER	4,000.00	0.00	0.00	4,000.00	0.00	3,571.32	0.00
10E204 2560 3190 84 000000	JH FOOD SERV OTHER PURCHASE	250.00	0.00	0.00	250.00	0.00	0.00	0.00
10E303 2560 3190 84 000000	HS FOOD SERV PURCHASED SERV	250.00	435.00	435.00	-185.00	0.00	16.00	174.00
10E000 2560 3230 84 000000	FOOD SERV: MAINT - REPR	2,000.00	0.00	0.00	2,000.00	0.00	232.78	0.00
10E105 2560 3230 84 000000	ADAMS FOOD SERV MAINT/REPAI	4,100.00	0.00	299.48	3,800.52	0.00	3,591.84	7.30
10E107 2560 3230 84 000000	JEFFERSON FOOD SERV MAINT/R	1,000.00	0.00	0.00	1,000.00	0.00	479.95	0.00
10E108 2560 3230 84 000000	LINCOLN FOOD SERV MAINT/REP	4,000.00	0.00	142.50	3,857.50	0.00	3,189.41	3.56
10E109 2560 3230 84 000000	LONGFELLOW FOOD SERV MAINT/	2,000.00	0.00	0.00	1,227.53	0.00	910.65	0.00
10E110 2560 3230 84 000000	WASHINGTON FOOD SERV MAINT/	4,000.00	0.00	0.00	4,000.00	0.00	2,179.36	0.00
10E204 2560 3230 84 000000	JH FOOD SERV MAINTENANCE/RE	5,000.00	0.00	731.59	4,268.41	0.00	2,181.98	14.63

Account Number	Account Level Description Account Number	2021-22 Original Budget	September 2021-22 Monthly Activity	2021-22 FYTD Activity	2021-22 Available Funds	Encumbered Amount	2020-21 FY Activity	2021-22 FYTD %
10	EDUCATIONAL FUND							
10E303 2560 3230 84 000000	HS FOOD SERV MAINT/REPAIR	10,000.00	0.00	423.00	9,577.00	0.00	3,689.79	4.23
10E000 2560 3320 84 000000	FOOD SERV: TRAVEL SUP/HD	900.00	0.00	0.00	900.00	0.00	37.20	0.00
10E105 2560 3320 84 000000	ADAMS FOOD SERV TRAVEL	600.00	0.00	0.00	600.00	0.00	355.50	0.00
10E107 2560 3320 84 000000	JEFFERSON FOOD SERV TRAVEL	200.00	0.00	0.00	200.00	0.00	193.25	0.00
10E108 2560 3320 84 000000	LINCOLN FOOD SERV TRAVEL	200.00	0.00	0.00	200.00	0.00	193.25	0.00
10E109 2560 3320 84 000000	LONGFELLOW FOOD SERV TRAVEL	200.00	0.00	0.00	200.00	0.00	193.25	0.00
10E110 2560 3320 84 000000	WASHINGTON FOOD SERV TRAVEL	600.00	0.00	0.00	600.00	0.00	324.37	0.00
10E204 2560 3320 84 000000	JH FOOD SERV TRAVEL	0.00	0.00	0.00	0.00	0.00	0.00	0.00
10E303 2560 3320 84 000000	HS FOOD SERV TRAVEL	500.00	0.00	0.00	500.00	0.00	482.25	0.00
10E000 2560 4100 84 000000	FOOD SERV: SUPPLIES	59,000.00	1,380.22	3,453.28	55,546.72	0.00	59,860.04	5.85
10E105 2560 4100 84 000000	ADAMS FOOD SERV SUPPLIES	40,000.00	0.00	5,934.80	34,065.20	0.00	32,829.16	14.84
10E107 2560 4100 84 000000	JEFFERSON FOOD SERV SUPPLIE	50,000.00	0.00	5,749.84	44,250.16	0.00	42,576.70	11.50
10E108 2560 4100 84 000000	LINCOLN FOOD SERV SUPPLIES	65,000.00	0.00	9,360.06	55,639.94	0.00	63,581.97	14.40
10E109 2560 4100 84 000000	LONGFELLOW FOOD SERV SUPPLI	50,000.00	0.00	5,845.32	44,154.68	0.00	34,789.25	11.69
10E110 2560 4100 84 000000	WASHINGTON FOOD SERV SUPPLI	70,000.00	0.00	18,718.94	51,281.06	0.00	55,624.26	26.74
10E204 2560 4100 84 000000	JH FOOD SERVICE SUPPLIES	110,000.00	0.00	9,997.83	100,002.17	0.00	33,305.38	9.09
10E303 2560 4100 84 000000	HS FOOD SERV SUPPLIES	160,000.00	0.00	8,766.73	151,151.98	81.29	48,610.50	5.48
10E000 2560 4150 84 000000	FOOD SERV: FREIGHT	0.00	0.00	0.00	0.00	0.00	0.00	0.00
10E105 2560 4150 84 000000	ADAMS FOOD SERV COMMODITY F	0.00	0.00	0.00	0.00	0.00	0.00	0.00
10E107 2560 4150 84 000000	JEFFESON FOOD SERV COMMODIT	0.00	0.00	0.00	0.00	0.00	0.00	0.00
10E108 2560 4150 84 000000	LINCOLN FOOD SERV COMMODITY	0.00	0.00	0.00	0.00	0.00	0.00	0.00
10E109 2560 4150 84 000000	LONGFELLOW FOOD SERV COMMOD	0.00	0.00	0.00	0.00	0.00	0.00	0.00
10E110 2560 4150 84 000000	WASHINGTON FOOD SERV COMMOD	0.00	0.00	0.00	0.00	0.00	0.00	0.00
10E204 2560 4150 84 000000	JH FOOD SERV FREIGHT	0.00	0.00	0.00	0.00	0.00	0.00	0.00
10E303 2560 4150 84 000000	HS FOOD SERV COMMOD FREIGHT	0.00	0.00	0.00	0.00	0.00	0.00	0.00
10E000 2560 5400 84 000000	Food Service Equipment	1,500.00	0.00	0.00	1,500.00	0.00	0.00	0.00
10E105 2560 5400 84 000000	ADAMS FOOD SERV EQUIPMENT	1,000.00	0.00	0.00	1,000.00	0.00	0.00	0.00
10E107 2560 5400 84 000000	JEFFERSON FOOD SERV EQUIPME	4,000.00	0.00	0.00	4,000.00	0.00	3,950.00	0.00
10E108 2560 5400 84 000000	LINCOLN FOOD SERV EQUIPMENT	4,000.00	0.00	0.00	4,000.00	0.00	3,950.00	0.00
10E109 2560 5400 84 000000	LONGFELLOW FOOD SERV EQUIPM	1,000.00	0.00	0.00	1,000.00	0.00	0.00	0.00
10E110 2560 5400 84 000000	WASHINGTON FOOD SERV EQUIPM	4,000.00	0.00	0.00	4,000.00	0.00	3,950.00	0.00
10E204 2560 5400 84 000000	JH FOOD SERV CAPITAL OUTLAY	15,000.00	0.00	0.00	15,000.00	0.00	3,950.00	0.00
10E303 2560 5400 84 000000	HS FOOD SERV CAPITAL OUTLAY	25,000.00	0.00	0.00	25,000.00	0.00	0.00	0.00
10E000 2560 6400 84 000000	FOOD SERV: DUES/FEES	550.00	0.00	0.00	550.00	0.00	152.50	0.00
10E105 2560 6400 84 000000	ADAMS FOOD SERV DUES/FEES	0.00	0.00	0.00	0.00	0.00	0.00	0.00
10E107 2560 6400 84 000000	JEFFERSON FOOD SERV DUES/FE	0.00	0.00	0.00	0.00	0.00	3,249.15	0.00
10E108 2560 6400 84 000000	LINCOLN FOOD SERV DUES/FEES	0.00	0.00	0.00	0.00	0.00	5,029.34	0.00
10E109 2560 6400 84 000000	LONGFELLOW FOOD SERV DUES/F	0.00	0.00	0.00	0.00	0.00	0.00	0.00

Account Number	Account Level Description Account Number	2021-22 Original Budget	September 2021-22 Monthly Activity	2021-22 FYTD Activity	2021-22 Available Funds	Encumbered Amount	2020-21 FY Activity	2021-22 FYTD %
10	EDUCATIONAL FUND							
10E110 2560 6400 84 000000	WASHINGTON FOOD SERV DUES/F	0.00	0.00	0.00	0.00	0.00	0.00	0.00
10E204 2560 6400 84 000000	JH FOOD SERV DUES/FEES	0.00	0.00	0.00	0.00	0.00	0.00	0.00
10E303 2560 6400 84 000000	HS FOOD SERV DUES/FEES	0.00	0.00	0.00	0.00	0.00	0.00	0.00
10E000 2900 1120 00 000000	LOCAL HOMELESS SALARY	16,175.00	1,347.90	1,347.90	14,827.10	0.00	0.00	8.33
10E902 2900 1120 30 000000	Homeless Title I	24,331.00	0.00	0.00	24,331.00	0.00	0.00	0.00
10E902 2900 1120 30 105000	AD TITILE I HOMELESS	0.00	405.50	405.50	-405.50	0.00	0.00	0.00
10E902 2900 1120 30 107000	JE TITILE I HOMELESS	0.00	405.50	405.50	-405.50	0.00	0.00	0.00
10E902 2900 1120 30 108000	LI TITILE I HOMELESS	0.00	405.50	405.50	-405.50	0.00	0.00	0.00
10E902 2900 1120 30 109000	LO TITILE I HOMELESS	0.00	405.50	405.50	-405.50	0.00	0.00	0.00
10E902 2900 1120 30 110000	WA TITILE I HOMELESS	0.00	405.54	405.54	-405.54	0.00	0.00	0.00
10E902 2900 1200 30 000000	TITLE I HOMELESS AIDE	0.00	0.00	0.00	0.00	0.00	0.00	0.00
10E902 2900 1200 30 105000	ADAMS TITLE I HOMELESS SALA	0.00	0.00	0.00	0.00	0.00	0.00	0.00
10E902 2900 1200 30 107000	JEFFER TITLE I HOMELESS SAL	0.00	0.00	0.00	0.00	0.00	0.00	0.00
10E902 2900 1200 30 108000	LINCOL TITLE I HOMELESS SAL	0.00	0.00	0.00	0.00	0.00	0.00	0.00
10E902 2900 1200 30 109000	LONGFE TITLE I HOMELESS SAL	0.00	0.00	0.00	0.00	0.00	0.00	0.00
10E902 2900 1200 30 110000	WASHIN TITLE I HOMELESS SAL	0.00	0.00	0.00	0.00	0.00	0.00	0.00
10E930 2900 1200 30 105000	AD TITLE I HOMELESS	0.00	0.00	0.00	0.00	0.00	4,867.24	0.00
10E930 2900 1200 30 107000	JE TITLE I HOMELESS	0.00	0.00	0.00	0.00	0.00	4,867.24	0.00
10E930 2900 1200 30 108000	LI TITLE I HOMELESS	0.00	0.00	0.00	0.00	0.00	4,867.24	0.00
10E930 2900 1200 30 109000	LO TITLE I HOMELESS	0.00	0.00	0.00	0.00	0.00	4,867.24	0.00
10E930 2900 1200 30 110000	WA TITLE I HOMELESS	0.00	0.00	0.00	0.00	0.00	4,867.24	0.00
10E902 2900 2100 30 105000		0.00	45.94	45.94	-45.94	0.00	0.00	0.00
10E902 2900 2100 30 107000		0.00	45.94	45.94	-45.94	0.00	0.00	0.00
10E902 2900 2100 30 108000		0.00	45.94	45.94	-45.94	0.00	0.00	0.00
10E902 2900 2100 30 109000		0.00	45.94	45.94	-45.94	0.00	0.00	0.00
10E902 2900 2100 30 110000		0.00	45.96	45.96	-45.96	0.00	0.00	0.00
10E000 2900 2110 00 000000		0.00	133.34	133.34	-133.34	0.00	0.00	0.00
10E902 2900 2110 30 105000		0.00	40.10	40.10	-40.10	0.00	0.00	0.00
10E902 2900 2110 30 107000		0.00	40.10	40.10	-40.10	0.00	0.00	0.00
10E902 2900 2110 30 108000		0.00	40.10	40.10	-40.10	0.00	0.00	0.00
10E902 2900 2110 30 109000		0.00	40.10	40.10	-40.10	0.00	0.00	0.00
10E902 2900 2110 30 110000		0.00	40.10	40.10	-40.10	0.00	0.00	0.00
10E902 2900 2120 30 105000	AD TITLE I IMRF	0.00	0.00	0.00	0.00	0.00	0.00	0.00
10E902 2900 2120 30 107000	JE TITLE I IMRF	0.00	0.00	0.00	0.00	0.00	0.00	0.00
10E902 2900 2120 30 108000	LI TITLE I IMRF	0.00	0.00	0.00	0.00	0.00	0.00	0.00
10E902 2900 2120 30 109000	LO TITLE I IMRF	0.00	0.00	0.00	0.00	0.00	0.00	0.00
10E902 2900 2120 30 110000	WA TITLE I IMRF	0.00	0.00	0.00	0.00	0.00	0.00	0.00
10E930 2900 2120 30 000000	TITLE I IMRF	0.00	0.00	0.00	0.00	0.00	0.00	0.00

Account Number	Account Level Description Account Number	2021-22 Original Budget	September 2021-22 Monthly Activity	2021-22 FYTD Activity	2021-22 Available Funds	Encumbered Amount	2020-21 FY Activity	2021-22 FYTD %
10	EDUCATIONAL FUND							
10E930 2900 2120 30 105000	AD TITLE I IMRF	0.00	0.00	0.00	0.00	0.00	229.34	0.00
10E930 2900 2120 30 107000	JE TITLE I IMRF	0.00	0.00	0.00	0.00	0.00	229.34	0.00
10E930 2900 2120 30 108000	LI TITLE I IMRF	0.00	0.00	0.00	0.00	0.00	229.34	0.00
10E930 2900 2120 30 109000	LO TITLE I IMRF	0.00	0.00	0.00	0.00	0.00	229.34	0.00
10E930 2900 2120 30 110000	WA TITLE I IMRF	0.00	0.00	0.00	0.00	0.00	229.39	0.00
10E000 2900 2170 00 000000		0.00	8.64	8.64	-8.64	0.00	0.00	0.00
10E902 2900 2170 30 105000		0.00	2.60	2.60	-2.60	0.00	0.00	0.00
10E902 2900 2170 30 107000		0.00	2.60	2.60	-2.60	0.00	0.00	0.00
10E902 2900 2170 30 108000		0.00	2.60	2.60	-2.60	0.00	0.00	0.00
10E902 2900 2170 30 109000		0.00	2.60	2.60	-2.60	0.00	0.00	0.00
10E902 2900 2170 30 110000		0.00	2.60	2.60	-2.60	0.00	0.00	0.00
10E902 2900 2220 30 105000		0.00	181.60	181.60	-181.60	0.00	0.00	0.00
10E902 2900 2220 30 107000		0.00	181.60	181.60	-181.60	0.00	0.00	0.00
10E902 2900 2220 30 108000		0.00	181.60	181.60	-181.60	0.00	0.00	0.00
10E902 2900 2220 30 109000		0.00	181.60	181.60	-181.60	0.00	0.00	0.00
10E902 2900 2220 30 110000		0.00	181.62	181.62	-181.62	0.00	0.00	0.00
10E000 2900 2250 00 000000		0.00	23.24	23.24	-23.24	0.00	0.00	0.00
10E902 2900 2250 30 105000		0.00	7.00	7.00	-7.00	0.00	0.00	0.00
10E902 2900 2250 30 107000		0.00	7.00	7.00	-7.00	0.00	0.00	0.00
10E902 2900 2250 30 108000		0.00	7.00	7.00	-7.00	0.00	0.00	0.00
10E902 2900 2250 30 109000		0.00	7.00	7.00	-7.00	0.00	0.00	0.00
10E902 2900 2250 30 110000		0.00	7.00	7.00	-7.00	0.00	0.00	0.00
10E902 2900 4100 30 000000	TITLE I: HOMESLESS SUPPLIE	4,000.00	0.00	0.00	4,000.00	0.00	275.14	0.00
10E902 2900 4100 30 105000	ADAMS TITLE I HOMELESS SUPP	0.00	0.00	0.00	0.00	0.00	0.00	0.00
10E902 2900 4100 30 107000	JEF TITLE I HOMELESS SUPPLI	0.00	0.00	0.00	0.00	0.00	0.00	0.00
10E902 2900 4100 30 108000	LIN TITLE I HOMELESS SUPPLI	0.00	0.00	0.00	0.00	0.00	0.00	0.00
10E902 2900 4100 30 109000	LONG TITLE I HOMELESS SUPPL	0.00	0.00	0.00	0.00	0.00	0.00	0.00
10E902 2900 4100 30 110000	WASH TITLE I HOMELESS SUPPL	0.00	0.00	0.00	0.00	0.00	0.00	0.00
10E930 2900 4100 30 000000	TITLE I: HOMELESS SUPPLIES	1,150.00	0.00	0.00	1,150.00	0.00	39.50	0.00
10E930 2900 4100 30 105000	AD TITLE HOMELESS SUPPLIES	0.00	0.00	0.00	0.00	0.00	500.00	0.00
10E930 2900 4100 30 107000	JE TITLE HOMELESS SUPPLIES	0.00	0.00	0.00	0.00	0.00	1,000.03	0.00
10E930 2900 4100 30 108000	LI TITLE HOMELESS SUPPLIES	0.00	0.00	182.23	-182.23	0.00	732.41	0.00
10E930 2900 4100 30 109000	LO TITLE HOMELESS SUPPLIES	0.00	0.00	950.00	-950.00	0.00	0.00	0.00
10E930 2900 4100 30 110000	WA TITLE HOMELESS SUPPLIES	0.00	0.00	0.00	0.00	0.00	248.25	0.00
10E902 3900 1140 30 000000	TITLE I COM SERVICE SALARY	35,303.00	0.00	0.00	35,303.00	0.00	0.00	0.00
10E902 3900 1140 30 105000	ADAMS TITLE I COM SER SAL	0.00	385.20	385.20	-385.20	0.00	0.00	0.00
10E902 3900 1140 30 107000	JEFF TITLE I COM SER SAL	0.00	385.20	385.20	-385.20	0.00	0.00	0.00
10E902 3900 1140 30 108000	LINC TITLE I COM SER SAL	0.00	385.20	385.20	-385.20	0.00	0.00	0.00

Account Number	Account Level Description Account Number	2021-22 Original Budget	September 2021-22 Monthly Activity	2021-22 FYTD Activity	2021-22 Available Funds	Encumbered Amount	2020-21 FY Activity	2021-22 FYTD %
10	EDUCATIONAL FUND							
10E902 3900 1140 30 109000	LONG TITLE I COM SER SAL	0.00	385.20	385.20	-385.20	0.00	0.00	0.00
10E902 3900 1140 30 110000	WASH TITLE I COM SER SAL	0.00	385.28	385.28	-385.28	0.00	0.00	0.00
10E930 3900 1140 30 000000	TITLE I: COM. SERV SAL	5,700.00	0.00	0.00	5,700.00	0.00	0.00	0.00
10E930 3900 1140 30 105000	AD TITLE SALARY	0.00	0.00	1,139.76	-1,139.76	0.00	3,419.28	0.00
10E930 3900 1140 30 107000	JE TITLE SALARY	0.00	0.00	1,139.76	-1,139.76	0.00	3,419.28	0.00
10E930 3900 1140 30 108000	LI TITLE SALARY	0.00	0.00	1,139.76	-1,139.76	0.00	3,419.28	0.00
10E930 3900 1140 30 109000	LO TITLE SALARY	0.00	0.00	1,139.76	-1,139.76	0.00	3,419.28	0.00
10E930 3900 1140 30 110000	WA TITLE SALARY	0.00	0.00	1,139.68	-1,139.68	0.00	3,419.04	0.00
10E902 3900 2100 30 000000	TITLE I FED TRS	4,000.00	0.00	0.00	4,000.00	0.00	0.00	0.00
10E902 3900 2100 30 105000	AD TITLE I FED TRS	0.00	43.64	43.64	-43.64	0.00	0.00	0.00
10E902 3900 2100 30 107000	JE TITLE I FED TRS	0.00	43.64	43.64	-43.64	0.00	0.00	0.00
10E902 3900 2100 30 108000	LI TITLE I FED TRS	0.00	43.64	43.64	-43.64	0.00	0.00	0.00
10E902 3900 2100 30 109000	LO TITLE I FED TRS	0.00	43.64	43.64	-43.64	0.00	0.00	0.00
10E902 3900 2100 30 110000	WA TITLE I FED TRS	0.00	43.66	43.66	-43.66	0.00	0.00	0.00
10E930 3900 2100 30 000000	TITLE I FED TRS	0.00	0.00	0.00	0.00	0.00	0.00	0.00
10E930 3900 2100 30 105000		0.00	0.00	0.00	0.00	0.00	391.20	0.00
10E930 3900 2100 30 107000		0.00	0.00	0.00	0.00	0.00	391.20	0.00
10E930 3900 2100 30 108000		0.00	0.00	0.00	0.00	0.00	391.20	0.00
10E930 3900 2100 30 109000		0.00	0.00	0.00	0.00	0.00	391.20	0.00
10E930 3900 2100 30 110000		0.00	0.00	0.00	0.00	0.00	390.84	0.00
10E902 3900 2110 30 000000	TITLE I 9.4% TRS	3,500.00	0.00	0.00	3,500.00	0.00	0.00	0.00
10E902 3900 2110 30 105000	AD TITLE I TRS	0.00	38.10	38.10	-38.10	0.00	0.00	0.00
10E902 3900 2110 30 107000	JE TITLE I TRS	0.00	38.10	38.10	-38.10	0.00	0.00	0.00
10E902 3900 2110 30 108000	LI TITLE I TRS	0.00	38.10	38.10	-38.10	0.00	0.00	0.00
10E902 3900 2110 30 109000	LO TITLE I TRS	0.00	38.10	38.10	-38.10	0.00	0.00	0.00
10E902 3900 2110 30 110000	WA TITLE I TRS	0.00	38.08	38.08	-38.08	0.00	0.00	0.00
10E930 3900 2110 30 000000	TITLE I 9% TRS	0.00	0.00	0.00	0.00	0.00	0.00	0.00
10E930 3900 2110 30 105000		0.00	0.00	0.00	0.00	0.00	450.88	0.00
10E930 3900 2110 30 107000		0.00	0.00	0.00	0.00	0.00	450.88	0.00
10E930 3900 2110 30 108000		0.00	0.00	0.00	0.00	0.00	450.88	0.00
10E930 3900 2110 30 109000		0.00	0.00	0.00	0.00	0.00	450.88	0.00
10E930 3900 2110 30 110000		0.00	0.00	0.00	0.00	0.00	450.88	0.00
10E902 3900 2170 30 000000	TITLE I: .58% TRS	226.00	0.00	0.00	226.00	0.00	0.00	0.00
10E902 3900 2170 30 105000	AD TITLE I .58% TRS	0.00	2.46	2.46	-2.46	0.00	0.00	0.00
10E902 3900 2170 30 107000	JE TITLE I .58% TRS	0.00	2.46	2.46	-2.46	0.00	0.00	0.00
10E902 3900 2170 30 108000	LI TITLE I .58% TRS	0.00	2.46	2.46	-2.46	0.00	0.00	0.00
10E902 3900 2170 30 109000	LO TITLE I .58% TRS	0.00	2.46	2.46	-2.46	0.00	0.00	0.00
10E902 3900 2170 30 110000	WA TITLE I .58% TRS	0.00	2.52	2.52	-2.52	0.00	0.00	0.00

Account Number	Account Level Description Account Number	2021-22 Original Budget	September 2021-22 Monthly Activity	2021-22 FYTD Activity	2021-22 Available Funds	Encumbered Amount	2020-21 FY Activity	2021-22 FYTD %
10	EDUCATIONAL FUND							
10E930 3900 2170 30 000000	TITLE I .58% TRS	0.00	0.00	0.00	0.00	0.00	0.00	0.00
10E930 3900 2170 30 105000		0.00	0.00	0.00	0.00	0.00	29.14	0.00
10E930 3900 2170 30 107000		0.00	0.00	0.00	0.00	0.00	29.14	0.00
10E930 3900 2170 30 108000		0.00	0.00	0.00	0.00	0.00	29.14	0.00
10E930 3900 2170 30 109000		0.00	0.00	0.00	0.00	0.00	29.14	0.00
10E930 3900 2170 30 110000		0.00	0.00	0.00	0.00	0.00	29.35	0.00
10E902 3900 2220 30 105000		0.00	65.78	65.78	-65.78	0.00	0.00	0.00
10E902 3900 2220 30 107000		0.00	65.78	65.78	-65.78	0.00	0.00	0.00
10E902 3900 2220 30 108000		0.00	65.78	65.78	-65.78	0.00	0.00	0.00
10E902 3900 2220 30 109000		0.00	65.78	65.78	-65.78	0.00	0.00	0.00
10E902 3900 2220 30 110000		0.00	65.74	65.74	-65.74	0.00	0.00	0.00
10E930 3900 2220 30 000000	TITLE I: HEALTH INSURANCE	0.00	0.00	0.00	0.00	0.00	0.00	0.00
10E902 3900 2250 30 000000	TITLE I THIS INS	610.00	0.00	0.00	610.00	0.00	0.00	0.00
10E902 3900 2250 30 105000	AD TITLE I TRS HEALTH INS	0.00	6.64	6.64	-6.64	0.00	0.00	0.00
10E902 3900 2250 30 107000	JE TITLE I TRS HEALTH INS	0.00	6.64	6.64	-6.64	0.00	0.00	0.00
10E902 3900 2250 30 108000	LI TITLE I TRS HEALTH INS	0.00	6.64	6.64	-6.64	0.00	0.00	0.00
10E902 3900 2250 30 109000	LO TITLE I TRS HEALTH INS	0.00	6.64	6.64	-6.64	0.00	0.00	0.00
10E902 3900 2250 30 110000	WA TITLE I TRS HEALTH INS	0.00	6.70	6.70	-6.70	0.00	0.00	0.00
10E930 3900 2250 30 000000	TITLE I TRS HEALTH	0.00	0.00	0.00	0.00	0.00	0.00	0.00
10E930 3900 2250 30 105000		0.00	0.00	0.00	0.00	0.00	108.18	0.00
10E930 3900 2250 30 107000		0.00	0.00	0.00	0.00	0.00	108.18	0.00
10E930 3900 2250 30 108000		0.00	0.00	0.00	0.00	0.00	108.18	0.00
10E930 3900 2250 30 109000		0.00	0.00	0.00	0.00	0.00	108.18	0.00
10E930 3900 2250 30 110000		0.00	0.00	0.00	0.00	0.00	108.30	0.00
10E000 3901 1140 00 000000	AFTERCATS SALARY	0.00	709.50	1,408.00	-1,408.00	0.00	5,901.75	0.00
10E105 3901 1140 00 000000	ADAMS AFTERCATS SALARY	17,000.00	371.58	371.58	16,628.42	0.00	4,948.00	2.19
10E107 3901 1140 00 000000	JEFFERSON AFTERCATS SALARY	16,000.00	965.25	1,251.25	14,748.75	0.00	10,008.21	7.82
10E108 3901 1140 00 000000	LINCOLN AFTERCATS SALARY	25,000.00	2,642.68	3,106.48	21,893.52	0.00	12,252.69	12.43
10E109 3901 1140 00 000000	LONGFELLOW AFTERCATS SALARY	18,000.00	2,766.59	3,170.84	14,829.16	0.00	12,629.84	17.62
10E110 3901 1140 00 000000	WASHINGTON AFTERCATS SALARY	23,000.00	1,756.75	2,211.25	20,788.75	0.00	9,359.26	9.61
10E204 3901 1140 00 000000	JH AFTERCATS SALARY	8,500.00	996.30	1,460.63	7,039.37	0.00	7,286.11	17.18
10E000 3901 2120 00 000000	AFTERCATS: IMRF	0.00	0.00	0.00	0.00	0.00	0.00	0.00
10E105 3901 2120 00 000000	ADAMS AFTERCATS IMRF	0.00	0.00	0.00	0.00	0.00	0.00	0.00
10E107 3901 2120 00 000000	JEFFERSON AFTERCATS IMRF	400.00	45.48	58.96	341.04	0.00	283.29	14.74
10E108 3901 2120 00 000000	LINCOLN AFTERCATS IMRF	1,000.00	69.42	84.40	915.60	0.00	491.84	8.44
10E109 3901 2120 00 000000	LONGFELLOW AFTERCATS IMRF	1,000.00	90.37	100.76	899.24	0.00	581.37	10.08
10E110 3901 2120 00 000000	WASHINGTON AFTERCATS IMRF	500.00	82.79	93.18	406.82	0.00	204.06	18.64
10E204 3901 2120 00 000000	JH AFTERCATS IMRF	500.00	45.65	66.23	433.77	0.00	343.32	13.25

Account Number	Account Level Description Account Number	2021-22 Original Budget	September 2021-22 Monthly Activity	2021-22 FYTD Activity	2021-22 Available Funds	Encumbered Amount	2020-21 FY Activity	2021-22 FYTD %
10	EDUCATIONAL FUND							
10E204 3901 2220 00 000000	JH AFTERCATS HEALTH INSURAN	16,000.00	1,446.58	2,893.16	13,106.84	0.00	12,493.26	18.08
10E940 4000 3190 30 000000	ESSER PYMTS TO GOVT UNITS	0.00	0.00	0.00	0.00	0.00	0.00	0.00
10E902 4100 3190 30 105000	ADAMS TITLE I PURCH SERV	0.00	0.00	0.00	0.00	0.00	0.00	0.00
10E902 4100 3190 30 107000	JEFFERSON TITLE I PURCH SER	0.00	0.00	0.00	0.00	0.00	0.00	0.00
10E902 4100 3190 30 108000	LINCOLN TITLE I PURCH SERV	0.00	0.00	0.00	0.00	0.00	0.00	0.00
10E902 4100 3190 30 109000	LONGFELLOW TITLE I PURCH SE	0.00	0.00	0.00	0.00	0.00	0.00	0.00
10E902 4100 3190 30 110000	WASHINGTON TITLE I PURCH SE	0.00	0.00	0.00	0.00	0.00	0.00	0.00
10E930 4100 3190 30 105000	AD TITLE I PURCH SERV	0.00	0.00	0.00	0.00	0.00	0.00	0.00
10E930 4100 3190 30 107000	JE TITLE I PURCH SERVICE	0.00	0.00	0.00	0.00	0.00	0.00	0.00
10E930 4100 3190 30 108000	LI TITLE I PURCH SERVICE	0.00	0.00	0.00	0.00	0.00	0.00	0.00
10E930 4100 3190 30 109000	LO TITLE I PURCH SERVICE	0.00	0.00	0.00	0.00	0.00	0.00	0.00
10E930 4100 3190 30 110000	WA TITLE I PURCH SERVICE	0.00	0.00	0.00	0.00	0.00	100.00	0.00
10E902 4110 3190 30 107000	JE TITLE I PURCHASE SERVICE	0.00	0.00	0.00	0.00	0.00	0.00	0.00
10E960 4110 3190 30 000000	ESSER II OTHER GOVT PURCH S	1,000.00	0.00	0.00	1,000.00	0.00	0.00	0.00
10E000 4120 3190 12 000000	WCSED: BILLING	3,831,800.00	295,044.75	963,812.85	2,867,987.15	0.00	3,832,186.29	25.15
10E000 4120 3190 12 000001	WCSED:ORPHANAGE	140,000.00	108,187.10	108,187.10	31,812.90	0.00	66,351.50	77.28
10E000 4120 3190 12 000002	WCES IDEA FT	1,109,000.00	23,267.75	235,910.81	873,089.19	0.00	924,918.73	21.27
10E000 4120 3190 12 000003	SETTLEMENT AGREEMENT	0.00	0.00	0.00	0.00	0.00	0.00	0.00
10E000 4120 3190 12 000004	WCES IDEA-PS FT	25,000.00	176.31	4,445.55	20,554.45	0.00	23,385.60	17.78
10E000 4120 3190 12 000005	WCES CRSE-FT	546,520.00	0.00	0.00	546,520.00	0.00	546,519.80	0.00
10E000 4120 3190 12 000006	PRIVATE FACILITY	45,000.00	0.00	11,193.55	33,806.45	0.00	0.00	24.87
10E000 4190 3190 00 000001	FOUNDATION GRANTS	10,000.00	600.00	600.00	8,410.00	990.00	4,134.64	6.00
10E000 4190 3190 00 000002	U2 INNOVATE GRANTS	0.00	0.00	0.00	0.00	0.00	0.00	0.00
10E000 4190 3190 00 000003	ROE TUITION ECHO STARQUEST	120,000.00	0.00	8,427.84	111,572.16	0.00	94,966.66	7.02
10E000 4190 3190 00 000004	CITY OF MARION SRO	140,000.00	0.00	46,012.43	93,987.57	0.00	87,988.27	32.87
10E940 4190 3190 30 000000	ESSER PYMTS TO GOV UNITS	0.00	0.00	0.00	0.00	0.00	200.00	0.00
10E930 4900 3190 30 000000	TITLE I PURCHASED SERVICES	0.00	0.00	0.00	0.00	0.00	0.00	0.00
10E000 5150 6010 00 000000	INTEREST ON LINE OF CREDIT	0.00	0.00	0.00	0.00	0.00	0.00	0.00
10E000 5150 6020 00 000000	FEES FOR LINE OF CREDIT	0.00	0.00	0.00	0.00	0.00	0.00	0.00
10E000 8110 0000 10 000000	PERMANENT TRANSFER TO O&M	0.00	0.00	0.00	0.00	0.00	0.00	0.00
10---- ---- ---- -- ------		37,440,545.00	2,787,067.53	8,681,361.01	28,207,279.31	507,324.35	32,866,818.68	23.19
20	OPERATIONS & MAINTENANCE FUND							
20E000 2533 3010 00 000000	STORM SHELTER	20,000.00	0.00	0.00	20,000.00	0.00	0.00	0.00
20E000 2533 3010 00 000707	3 Yr Asbestos Plan	1,000.00	0.00	0.00	1,000.00	0.00	0.00	0.00
20E000 2533 3010 00 000804	DISTRICT WIDE BLEACHER INSP	5,000.00	0.00	0.00	5,000.00	0.00	0.00	0.00

Account Number	Account Level Description Account Number	2021-22 Original Budget	September 2021-22 Monthly Activity	2021-22 FYTD Activity	2021-22 Available Funds	Encumbered Amount	2020-21 FY Activity	2021-22 FYTD %
20	OPERATIONS & MAINTENANCE FUND							
20E000 2533 3010 00 000805	DISTRICT WIDE ROOF INSPECTI	2,000.00	0.00	0.00	2,000.00	0.00	0.00	0.00
20E000 2533 5230 03 000000	BAYSINGER ARCH FEES	100,000.00	0.00	3,725.00	96,275.00	0.00	6,205.00	3.73
20E960 2533 5230 30 000000	ESSER II ARCH HVAC	155,000.00	0.00	0.00	155,000.00	0.00	0.00	0.00
20E965 2533 5230 30 000000	ESSER III ARCH HVAC	720,000.00	0.00	0.00	720,000.00	0.00	0.00	0.00
20E960 2535 5230 30 000000	ESSER II HVAC	773,419.00	0.00	0.00	773,419.00	0.00	0.00	0.00
20E965 2535 5230 30 000000	ESSER III HVAC	4,000,000.00	0.00	0.00	4,000,000.00	0.00	0.00	0.00
20E000 2542 1190 00 000000	MAINT: SALARY, CUSTODIAN	350,000.00	25,136.98	76,080.62	273,919.38	0.00	284,438.40	21.74
20E105 2542 1190 00 000000	ADAMS CUSTODIAN SALARY	90,500.00	6,646.35	17,367.15	73,132.85	0.00	62,685.75	19.19
20E107 2542 1190 00 000000	JEFFERSON CUSTODIAN SALARY	85,000.00	5,957.60	16,914.00	68,086.00	0.00	70,595.60	19.90
20E108 2542 1190 00 000000	LINCOLN CUSTODIAN SALARY	90,000.00	7,586.40	21,342.00	68,658.00	0.00	69,720.40	23.71
20E109 2542 1190 00 000000	LONGFELLOW CUSTODIAN SALARY	63,000.00	3,076.80	8,695.20	54,304.80	0.00	45,971.18	13.80
20E110 2542 1190 00 000000	WASHINGTON CUSTODIAN SALARY	120,000.00	6,086.40	17,241.60	102,758.40	0.00	98,708.80	14.37
20E204 2542 1190 00 000000	JH CUSTODIAN SALARY	145,000.00	12,326.20	31,618.98	113,381.02	0.00	113,145.00	21.81
20E303 2542 1190 00 000000	HS CUSTODIAN SALARY	280,000.00	21,068.90	58,781.30	221,218.70	0.00	248,218.18	20.99
20E000 2542 1200 00 000000	Maint: salary, Subs/Extr	20,000.00	693.00	3,476.50	16,523.50	0.00	15,770.50	17.38
20E105 2542 1200 00 000000	ADAMS SUB/EXTRA CUSTODIAN	1,000.00	0.00	0.00	1,000.00	0.00	0.00	0.00
20E107 2542 1200 00 000000	JEFFERSON SUB/EXTRA CUSTODI	20,000.00	2,720.00	8,160.00	11,840.00	0.00	19,956.13	40.80
20E108 2542 1200 00 000000	LINCOLN SUB/EXTRA CUSTODIAN	3,000.00	0.00	0.00	3,000.00	0.00	0.00	0.00
20E109 2542 1200 00 000000	LONGFEFLLOW SUB/EXTRA CUSTO	8,000.00	1,848.00	5,104.00	2,896.00	0.00	4,873.00	63.80
20E110 2542 1200 00 000000	WASHINGTON SUB/EXTRA CUSTOD	5,000.00	1,848.00	4,312.00	688.00	0.00	0.00	86.24
20E204 2542 1200 00 000000	JH SUB/EXTRA CUSTODIAN SALA	8,000.00	616.00	3,305.50	4,694.50	0.00	7,771.00	41.32
20E303 2542 1200 00 000000	HS SUB/EXTRA CUSTODIAN	4,000.00	737.00	825.00	3,175.00	0.00	445.50	20.63
20E000 2542 1210 00 000000	UPKP BLD: TEMP WORK	60,000.00	3,168.00	9,200.00	50,800.00	0.00	35,189.00	15.33
20E105 2542 1210 00 000000	ADAMS CUSTODIAN TEMP WORK	2,000.00	693.00	891.00	1,109.00	0.00	0.00	44.55
20E107 2542 1210 00 000000	JEFFERSON CUSTODIAN TEMP WO	14,000.00	0.00	0.00	14,000.00	0.00	0.00	0.00
20E108 2542 1210 00 000000	LINCOLN CUSTODIAN TEMP WORK	11,000.00	0.00	0.00	11,000.00	0.00	4,851.00	0.00
20E109 2542 1210 00 000000	LONGFELLOW CUSTODIAN TEMP W	12,000.00	0.00	880.00	11,120.00	0.00	264.00	7.33
20E110 2542 1210 00 000000	WASHINGTON CUSTODIAN TEMP W	15,000.00	660.00	3,971.00	11,029.00	0.00	10,620.95	26.47
20E204 2542 1210 00 000000	JH CUSTODIAN TEMP SALARY	12,000.00	1,322.75	4,276.25	7,723.75	0.00	704.00	35.64
20E303 2542 1210 00 000000	HS CUSTODIAN TEMP SALARY	20,000.00	2,659.25	6,432.25	13,567.75	0.00	4,911.00	32.16
20E000 2542 1300 00 000000	Maint: Salary, Overtime	8,000.00	523.43	1,941.35	6,058.65	0.00	7,129.94	24.27
20E105 2542 1300 00 000000	ADAMS CUSTODIAN OVERTIME	3,000.00	0.00	261.84	2,738.16	0.00	413.43	8.73
20E107 2542 1300 00 000000	JEFFERSON CUSTODIAN OVERTIM	4,000.00	1,166.63	1,452.08	2,547.92	0.00	4,435.63	36.30
20E108 2542 1300 00 000000	LINCOLN CUSTODIAN OVERTIME	1,000.00	0.00	598.60	401.40	0.00	751.06	59.86
20E109 2542 1300 00 000000	LONGFELLOW CUSTODIAN OVERTI	500.00	0.00	0.00	500.00	0.00	16.27	0.00
20E110 2542 1300 00 000000	WASHINGTON CUSTODIAN OVERTI	2,500.00	830.51	1,040.29	1,459.71	0.00	1,046.13	41.61
20E204 2542 1300 00 000000	JH CUSTODIAN OVERTIME	5,000.00	135.31	206.39	4,793.61	0.00	2,194.57	4.13
20E303 2542 1300 00 000000	HS CUSTODIAN OVERTIME	12,000.00	1,688.10	2,597.01	9,402.99	0.00	11,936.83	21.64

Account Number	Account Level Description Account Number	2021-22 Original Budget	September 2021-22 Monthly Activity	2021-22 FYTD Activity	2021-22 Available Funds	Encumbered Amount	2020-21 FY Activity	2021-22 FYTD %
20	OPERATIONS & MAINTENANCE FUND							
20E000 2542 2120 00 000000	MAINT: IMRF	17,900.00	1,353.95	4,134.05	13,765.95	0.00	15,586.97	23.10
20E105 2542 2120 00 000000	ADAMS CUSTODIAN IMRF	5,000.00	275.03	778.00	4,222.00	0.00	2,973.22	15.56
20E107 2542 2120 00 000000	JEFFERSON CUSTODIAN IMRF	5,000.00	463.86	1,249.90	3,750.10	0.00	3,970.86	25.00
20E108 2542 2120 00 000000	LINCOLN CUSTODIAN IMRF	5,000.00	357.49	1,033.86	3,966.14	0.00	3,320.60	20.68
20E109 2542 2120 00 000000	LONGFELLOW CUSTODIAN IMRF	3,000.00	144.98	409.71	2,590.29	0.00	1,556.13	13.66
20E110 2542 2120 00 000000	WASHINGTON CUSTODIAN IMRF	6,500.00	325.92	861.45	5,638.55	0.00	4,700.47	13.25
20E204 2542 2120 00 000000	JH CUSTODIAN IMRF	7,000.00	587.19	1,547.56	5,452.44	0.00	5,394.10	22.11
20E303 2542 2120 00 000000	HS CUSTODIAN IMRF	14,000.00	1,072.31	2,892.18	11,107.82	0.00	12,217.15	20.66
20E000 2542 2220 00 000000	Maint: Health Insur	67,000.00	5,555.34	16,190.86	50,809.14	0.00	60,144.20	24.17
20E105 2542 2220 00 000000	ADAMS CUSTODIAN HEALTH INS	38,000.00	3,172.08	9,227.86	28,772.14	0.00	34,342.22	24.28
20E107 2542 2220 00 000000	JEFFERSON CUSTODIAN HEALTH	40,000.00	3,321.12	9,631.52	30,368.48	0.00	28,361.44	24.08
20E108 2542 2220 00 000000	LINCOLN CUSTODIAN HEALTH IN	16,000.00	1,307.23	3,814.42	12,185.58	0.00	11,007.90	23.84
20E109 2542 2220 00 000000	LONGFELLOW CUSTODIAN HEALTH	20,000.00	1,446.58	4,208.24	15,791.76	0.00	15,661.40	21.04
20E110 2542 2220 00 000000	WASHINGTON CUSTODIAN HEALTH	20,000.00	657.76	1,913.48	18,086.52	0.00	18,534.91	9.57
20E204 2542 2220 00 000000	JH CUSTODIAN HEALTH INS	25,000.00	657.76	1,913.48	23,086.52	0.00	7,121.16	7.65
20E303 2542 2220 00 000000	HS CUSTODIAN HEALTH INSURAN	80,000.00	6,190.25	17,996.42	62,003.58	0.00	68,264.38	22.50
20E000 2542 3190 00 000000	UPKP BLD: OTHER CONTR	400,000.00	107,775.47	180,503.34	156,282.57	3,221.08	222,657.02	45.13
20E000 2542 3190 00 000001	WASHINGTON REPAIRS	0.00	0.00	0.00	0.00	0.00	909,581.65	0.00
20E000 2542 3190 00 000002	CRAB ORCHARD BIKE PATH	100,000.00	0.00	0.00	100,000.00	0.00	0.00	0.00
20E000 2542 3210 00 000000	PEST CONTROL	1,200.00	39.00	230.00	970.00	0.00	1,123.00	19.17
20E105 2542 3210 00 000000	ADAMS PEST CONTROL	1,000.00	128.00	192.00	808.00	0.00	309.00	19.20
20E107 2542 3210 00 000000	JEFFERSON PEST CONTROL	1,000.00	94.00	184.00	816.00	0.00	493.00	18.40
20E108 2542 3210 00 000000	LINCOLN PEST CONTROL	1,000.00	0.00	100.00	797.00	103.00	594.00	10.00
20E109 2542 3210 00 000000	LONGFELLOW PEST CONTROL	1,000.00	50.00	150.00	747.00	103.00	594.00	15.00
20E110 2542 3210 00 000000	WASHINGTON PEST CONTROL	3,000.00	0.00	2,057.00	943.00	0.00	2,248.00	68.57
20E204 2542 3210 00 000000	JH PEST CONTROL	1,500.00	0.00	0.00	1,500.00	0.00	248.00	0.00
20E303 2542 3210 00 000000	HS PEST CONTROL	4,000.00	90.00	254.00	3,577.00	169.00	2,141.00	6.35
20E000 2542 3220 00 000000	Maint: Cln Serv Mops/Rug	3,500.00	0.00	273.44	3,226.56	0.00	2,843.24	7.81
20E107 2542 3220 00 000000	JEFFERSON MOPS/RUGS	10,000.00	0.00	0.00	10,000.00	0.00	8,564.86	0.00
20E108 2542 3220 00 000000	LINCOLN MOPS/RUGS	15,000.00	0.00	0.00	15,000.00	0.00	15,325.51	0.00
20E109 2542 3220 00 000000	LONGFELLOW MOPS/RUGS	15,000.00	0.00	0.00	15,000.00	0.00	15,011.69	0.00
20E110 2542 3220 00 000000	WASHINGTON MOPS/RUGS	15,000.00	0.00	796.21	14,203.79	0.00	14,703.96	5.31
20E204 2542 3220 00 000000	JH MOPS/RUGS	20,000.00	0.00	0.00	20,000.00	0.00	18,760.38	0.00
20E303 2542 3220 00 000000	HS MOPS/RUGS	20,000.00	0.00	893.74	19,106.26	0.00	20,801.42	4.47
20E000 2542 3320 00 000000	MAINT: TRAVEL	1,000.00	0.00	0.00	1,000.00	0.00	0.00	0.00
20E000 2542 3400 00 000000	PHONE SERVICE	200,000.00	2,268.99	36,077.29	163,762.71	0.00	191,778.23	18.04
20E000 2542 3700 00 000011	UO WATER	800.00	33.20	99.60	667.20	0.00	357.16	12.45
20E000 2542 3700 00 000013	SPORTS COMPLEX WATER	4,000.00	683.12	1,110.21	2,285.16	0.00	1,599.89	27.76

Account Number	Account Level Description Account Number	2021-22 Original Budget	September 2021-22 Monthly Activity	2021-22 FYTD Activity	2021-22 Available Funds	Encumbered Amount	2020-21 FY Activity	2021-22 FYTD %
20	OPERATIONS & MAINTENANCE FUND							
20E105 2542 3700 00 000000	ADAMS WATER	15,000.00	117.20	2,469.97	10,324.42	0.00	11,049.85	16.47
20E107 2542 3700 00 000000	JEFFERSON WATER	6,000.00	93.40	547.91	4,413.00	0.00	2,719.58	9.13
20E108 2542 3700 00 000000	LINCOLN WATER	6,000.00	149.80	527.07	5,472.93	0.00	2,132.63	8.78
20E109 2542 3700 00 000000	LONGFELLOW WATER	6,000.00	40.71	281.44	5,347.40	0.00	1,457.09	4.69
20E110 2542 3700 00 000000	WASHINGTON WATER	15,000.00	319.86	1,577.78	12,587.51	0.00	6,151.25	10.52
20E204 2542 3700 00 000000	JH WATER	15,000.00	324.74	1,138.41	12,965.11	0.00	5,752.17	7.59
20E303 2542 3700 00 000000	HS WATER	13,000.00	621.22	2,234.11	9,787.40	0.00	5,915.13	17.19
20E000 2542 4100 00 000000	MAINTENANCE SUPPLIES	200,000.00	33,721.39	68,312.95	128,409.30	1,908.13	188,607.42	34.16
20E105 2542 4100 00 000000	ADAMS CUSTODIAL SUPPLIES	12,500.00	947.67	2,233.49	10,266.51	0.00	3,343.01	17.87
20E107 2542 4100 00 000000	JEFFERSON CUSTODIAL SUPPLIE	13,000.00	911.57	2,549.26	10,450.74	0.00	4,377.68	19.61
20E108 2542 4100 00 000000	LINCOLN CUSTODIAL SUPPLIES	20,000.00	2,054.51	3,547.32	16,452.68	0.00	5,317.98	17.74
20E109 2542 4100 00 000000	LONGFELLOW CUSTODIAL SUPPLI	11,000.00	1,373.69	2,719.31	8,280.69	0.00	3,244.27	24.72
20E110 2542 4100 00 000000	WASHINGTON CUSTODIAL SUPPLI	15,000.00	2,127.58	3,556.18	11,443.82	0.00	8,615.10	23.71
20E204 2542 4100 00 000000	JH CUSTODIAN SUPPLIES	25,000.00	2,813.81	5,025.82	19,974.18	0.00	10,782.41	20.10
20E303 2542 4100 00 000000	HS CUSTODIAN SUPPLIES	45,000.00	4,449.07	6,461.14	38,538.86	0.00	18,927.95	14.36
20E000 2542 4650 00 000011	UO GAS	2,500.00	90.24	362.87	2,137.13	0.00	1,494.38	14.51
20E107 2542 4650 00 000000	JEFFERSON GAS	12,000.00	70.86	1,803.96	10,196.04	0.00	8,800.85	15.03
20E108 2542 4650 00 000000	LINCOLN GAS	20,000.00	1,147.64	4,495.13	15,504.87	0.00	13,304.84	22.48
20E109 2542 4650 00 000000	LONGFELLOW GAS	14,000.00	444.48	2,284.97	11,715.03	0.00	10,376.44	16.32
20E110 2542 4650 00 000000	WASHINGTON GAS	21,000.00	691.07	4,336.70	16,663.30	0.00	14,688.53	20.65
20E204 2542 4650 00 000000	JH GAS	35,000.00	594.26	5,897.57	29,102.43	0.00	32,074.42	16.85
20E303 2542 4650 00 000000	HS GAS	20,000.00	697.51	2,665.73	17,334.27	0.00	14,205.26	13.33
20E000 2542 4660 00 000011	UO ELECTRIC	11,000.00	995.58	2,414.55	8,585.45	0.00	8,005.11	21.95
20E000 2542 4660 00 000013	SPORTS COMPLEX ELECTRIC	8,500.00	359.11	1,082.42	7,417.58	0.00	4,826.59	12.73
20E105 2542 4660 00 000000	ADAMS ELECTRIC	104,000.00	7,720.97	19,533.23	84,209.50	0.00	77,399.72	18.78
20E107 2542 4660 00 000000	JEFFERSON ELECTRIC	45,000.00	4,108.62	13,563.69	31,436.31	0.00	30,242.55	30.14
20E108 2542 4660 00 000000	LINCOLN ELECTRIC	67,000.00	5,541.20	15,157.96	51,842.04	0.00	56,618.02	22.62
20E109 2542 4660 00 000000	LONGFELLOW ELECTRIC	37,000.00	0.00	4,081.11	32,918.89	0.00	23,929.31	11.03
20E110 2542 4660 00 000000	WASHINGTON ELECTRIC	65,000.00	7,568.16	18,598.80	46,401.20	0.00	46,919.90	28.61
20E204 2542 4660 00 000000	JH ELECTRIC	105,000.00	7,697.69	27,259.83	77,740.17	0.00	77,512.85	25.96
20E303 2542 4660 00 000000	HS ELECTRIC	410,000.00	27,467.99	78,319.53	331,680.47	0.00	313,439.51	19.10
20E000 2542 5400 00 000000	UPKP BLD: EQUIP CAP OUT	15,000.00	0.00	0.00	15,000.00	0.00	4,742.60	0.00
20E000 2542 5400 00 000001	BLD UPKP: CAP OUTLAY 2500-9	18,000.00	0.00	0.00	18,000.00	0.00	0.00	0.00
20E000 2542 6400 00 000000	MAINT; DUES & FEES	3,500.00	0.00	-1,050.00	4,550.00	0.00	2,850.00	-30.00
20E000 2543 3190 00 000000	UPKP GRD: CONTR	50,000.00	24,711.50	30,577.45	18,972.55	0.00	8,475.00	61.15
20E000 2543 3210 00 000000	UPKP GRD: TRASH REMOVAL	35,000.00	3,423.66	9,414.57	25,585.43	0.00	30,483.07	26.90
20E000 2543 3230 00 000000	UPKP GRD: REPAIR	2,000.00	0.00	0.00	-400.00	0.00	0.00	0.00
20E000 2543 4100 00 000000	UPKP GRD: SEED, FERT	76,000.00	2,230.16	2,530.16	64,087.34	9,382.50	24,107.73	3.33

Account Number	Account Level Description Account Number	2021-22 Original Budget	September 2021-22 Monthly Activity	2021-22 FYTD Activity	2021-22 Available Funds	Encumbered Amount	2020-21 FY Activity	2021-22 FYTD %
20	OPERATIONS & MAINTENANCE FUND							
20E000 2543 5400 00 000000	UPKP GRD: CAP OUTLAY0	15,000.00	0.00	0.00	15,000.00	0.00	10,377.00	0.00
20E000 2545 3230 00 000000	VEHICLE: REPAIR	10,000.00	1,886.92	1,886.92	8,093.08	20.00	2,221.06	18.87
20E000 2545 4100 00 000000	VEHICLE: SUP, MOW, TRKS	25,000.00	1,900.25	5,128.07	19,790.65	81.28	20,108.02	20.51
20E000 2545 5400 00 000001	VEHICLE: CAP OUTLAY 2500+	200,000.00	0.00	0.00	127,250.00	72,750.00	0.00	0.00
20E000 4120 3190 12 000000	WCSED: JT AGREE PMT	20,000.00	0.00	0.00	20,000.00	0.00	0.00	0.00
20---- ---- ---- -- ------		10,302,319.00	396,659.33	964,948.11	9,178,039.63	87,737.99	3,971,456.65	9.37
21	O&M LEASE							
21E000 2542 3250 00 000004	CHROMEBOOKS LEASE MHS & MJH	0.00	0.00	0.00	0.00	0.00	174,202.06	0.00
21E000 2542 3250 00 000005	Copier Lease Payment	52,800.00	4,400.00	8,800.00	44,000.00	0.00	52,948.02	16.67
21---- ---- ---- -- ------		52,800.00	4,400.00	8,800.00	44,000.00	0.00	227,150.08	16.67
30	DEBT SERVICE FUND OR FUND GROU							
30E000 5200 6200 00 000006	New MHS Interest Pymt	627,750.00	0.00	0.00	627,750.00	0.00	900,337.50	0.00
30E000 5200 6200 00 000007	New CS Interest Pymt	76,935.00	38,467.50	38,467.50	38,467.50	0.00	92,433.50	50.00
30E000 5300 6100 00 000007	New CS Principal Pymt	675,000.00	0.00	0.00	675,000.00	0.00	695,000.00	0.00
30E000 5300 6100 00 000008	NEW MHS PRINCIPAL PYMT	1,250,000.00	0.00	0.00	1,250,000.00	0.00	940,000.00	0.00
30E000 5400 3190 00 000000	BOND FEE	1,600.00	0.00	318.00	1,282.00	0.00	1,159.08	19.88
30---- ---- ---- -- ------		2,631,285.00	38,467.50	38,785.50	2,592,499.50	0.00	2,628,930.08	1.47
40	TRANSPORTATION FUND							
40E000 2550 1110 00 000000	COOR SALARY	18,000.00	1,500.00	4,500.00	13,500.00	0.00	14,300.00	25.00
40E000 2550 2120 00 000000	PUPIL TRANS: IMRF	850.00	70.68	212.04	637.96	0.00	673.86	24.95
40E000 2550 2220 00 000000	COOR HEALTH INSUR	3,500.00	289.32	808.73	2,691.27	0.00	2,893.22	23.11
40E000 2550 3190 00 000000	PURCHASED SERVICES	20,000.00	0.00	0.00	20,000.00	0.00	21,482.56	0.00
40E000 2550 3190 00 000001	MHS ACTIVITY BUS PRINCIPAL	17,500.00	0.00	7,877.03	9,622.97	0.00	17,407.98	45.01
40E000 2550 3190 00 000002	MHS ACTIVITY BUS INTEREST	1,912.00	0.00	1,911.99	0.01	0.00	1,453.31	100.00
40E000 2550 3300 00 000000	ATHL TRIPS	90,000.00	4,185.75	7,591.53	82,408.47	0.00	28,442.62	8.44
40E960 2550 3300 30 000000	ESSER II PUPIL TRANSPORTATI	75,000.00	0.00	54,709.76	20,290.24	0.00	0.00	72.95
40E000 2550 3310 00 000000	CURRICULAR TRIPS	15,000.00	0.00	0.00	15,000.00	0.00	638.77	0.00
40E000 2550 3320 00 000000	ACTIVITY TRIPS	80,000.00	0.00	987.67	79,012.33	0.00	1,894.98	1.23
40E000 2550 3330 00 000000	ADAMS ATHLETIC BUS TRANS.	15,000.00	928.70	928.70	14,071.30	0.00	3,935.03	6.19

Account Number	Account Level Description Account Number	2021-22 Original Budget	September 2021-22 Monthly Activity	2021-22 FYTD Activity	2021-22 Available Funds	Encumbered Amount	2020-21 FY Activity	2021-22 FYTD %
40	TRANSPORTATION FUND							
40E000 2552 3310 00 000000	CONTR FEES	1,300,000.00	98,929.01	98,929.01	1,201,070.99	0.00	1,100,771.97	7.61
40E000 2552 4100 00 000000	MHS ACTIVITY BUS EXPENSES	5,000.00	330.68	922.27	4,077.73	0.00	900.32	18.45
40E000 4120 3310 12 000000	WCSED: JT AGR PMT	287,000.00	0.00	0.00	287,000.00	0.00	248,268.00	0.00
40---- ---- ---- -- ------		1,928,762.00	106,234.14	179,378.73	1,749,383.27	0.00	1,443,062.62	9.30
50	SOCIAL SECURITY/MEDICARE							
50E960 1100 2130 30 000000		3,100.00	0.00	2,540.92	559.08	0.00	74.97	81.97
50E960 1100 2140 30 000000		2,900.00	22.19	2,297.52	602.48	0.00	739.11	79.22
50E000 1101 2130 00 000000	ELEM FICA	100.00	0.00	6.37	93.63	0.00	21.08	6.37
50E105 1101 2130 00 000000	ADAMS FICA	1,000.00	145.14	145.14	854.86	0.00	816.45	14.51
50E105 1101 2130 00 000001	ADAMS TEACHER AIDE FICA	1,000.00	0.00	0.00	1,000.00	0.00	147.58	0.00
50E107 1101 2130 00 000000	JEFFERSON FICA	1,100.00	86.50	101.94	998.06	0.00	666.03	9.27
50E108 1101 2130 00 000000	LINCOLN FICA	400.00	47.85	67.89	332.11	0.00	22.32	16.97
50E109 1101 2130 00 000000	LONGFELLOW FICA	1,000.00	97.42	126.49	873.51	0.00	759.67	12.65
50E110 1101 2130 00 000000	WASHINGTON FICA	1,400.00	207.48	276.06	1,123.94	0.00	1,118.53	19.72
50E000 1101 2140 00 000000	ELEM MEDICARE	100.00	9.66	11.15	88.85	0.00	84.90	11.15
50E000 1101 2140 00 000001	SETTLEMENT MEDICARE	0.00	0.00	0.00	0.00	0.00	0.00	0.00
50E000 1101 2140 00 000002		1,500.00	990.58	990.58	509.42	0.00	2,151.93	66.04
50E105 1101 2140 00 000000	ADAMS MEDICARE	12,000.00	988.74	2,667.02	9,332.98	0.00	10,111.83	22.23
50E105 1101 2140 00 000001	ADAMS TEACHER AIDE MEDICARE	200.00	0.00	0.00	200.00	0.00	34.52	0.00
50E107 1101 2140 00 000000	JEFFERSON MEDICARE	14,500.00	1,032.09	2,863.96	11,636.04	0.00	12,979.51	19.75
50E108 1101 2140 00 000000	LINCOLN MEDICARE	28,000.00	2,282.47	6,684.90	21,315.10	0.00	26,797.30	23.87
50E109 1101 2140 00 000000	LONGFELLOW MEDICARE	14,000.00	1,038.41	2,987.82	11,012.18	0.00	12,788.73	21.34
50E110 1101 2140 00 000000	WASHINGTON MEDICARE	25,000.00	2,033.91	5,793.79	19,206.21	0.00	24,248.49	23.18
50E204 1102 2140 00 000000	JH MEDICARE	44,500.00	3,511.50	9,762.57	34,737.43	0.00	40,109.67	21.94
50E303 1103 2130 00 000000	HS FICA	12,000.00	506.60	1,355.40	10,644.60	0.00	5,502.60	11.30
50E105 1103 2140 00 000000	HS EXT MEDICARE	3,300.00	232.26	679.42	2,620.58	0.00	2,642.46	20.59
50E303 1103 2140 00 000000	HS MEDICARE	57,500.00	4,714.95	13,395.92	44,104.08	0.00	56,242.90	23.30
50E303 1103 2140 00 000001	HS 3 Circle Ag Grant	250.00	0.00	0.00	250.00	0.00	120.07	0.00
50E303 1103 2140 00 000002	HS LOCAL SHARE 3 CIRCLE AG	250.00	21.75	63.39	186.61	0.00	101.55	25.36
50E940 1250 2130 30 000000	Esser Grant- FICA Employee	0.00	0.00	0.00	0.00	0.00	0.00	0.00
50E965 1250 2130 30 000000	ESSER III FICA	1,450.00	0.00	0.00	1,450.00	0.00	0.00	0.00
50E902 1250 2140 30 000000	TITLE I MEDICARE	9,135.00	70.83	70.83	9,064.17	0.00	0.00	0.78
50E902 1250 2140 30 105000	AD TITLE I MEDICARE	0.00	64.06	64.06	-64.06	0.00	118.68	0.00
50E902 1250 2140 30 107000	JE TITLE I MEDICARE	0.00	115.70	115.70	-115.70	0.00	214.44	0.00
50E902 1250 2140 30 108000	LI TITLE I MEDICARE	0.00	115.38	115.38	-115.38	0.00	358.64	0.00

Account Number	Account Level Description Account Number	2021-22 Original Budget	September 2021-22 Monthly Activity	2021-22 FYTD Activity	2021-22 Available Funds	Encumbered Amount	2020-21 FY Activity	2021-22 FYTD %
50	SOCIAL SECURITY/MEDICARE							
50E902 1250 2140 30 109000	LO TITLE I MEDICARE	0.00	96.24	96.24	-96.24	0.00	357.90	0.00
50E902 1250 2140 30 110000	WA TITLE I MEDICARE	0.00	245.12	245.12	-245.12	0.00	334.40	0.00
50E930 1250 2140 30 000000	TITLE I: MEDICARE	4,300.00	0.00	3,182.55	1,117.45	0.00	371.28	74.01
50E930 1250 2140 30 105000	AD TITLE I MEDICARE	0.00	0.00	122.30	-122.30	0.00	612.60	0.00
50E930 1250 2140 30 107000	JE TITLE I MEDICARE	0.00	0.00	224.04	-224.04	0.00	1,120.21	0.00
50E930 1250 2140 30 108000	LI TITLE I MEDICARE	0.00	0.00	149.72	-149.72	0.00	1,911.56	0.00
50E930 1250 2140 30 109000	LO TITLE I MEDICARE	0.00	0.00	186.08	-186.08	0.00	934.97	0.00
50E930 1250 2140 30 110000	WA TITLE I MEDICARE	0.00	0.00	353.30	-353.30	0.00	2,916.13	0.00
50E935 1250 2140 00 000004	TITLE SIP MEDICARE	0.00	0.00	0.00	0.00	0.00	0.00	0.00
50E935 1250 2140 00 000005	TITLE SIP MEDICARE	0.00	0.00	0.00	0.00	0.00	0.00	0.00
50E936 1250 2140 00 000004		0.00	0.00	0.00	0.00	0.00	0.44	0.00
50E940 1250 2140 30 000000	Esser Grant- Medicare	0.00	0.00	0.00	0.00	0.00	0.00	0.00
50E960 1250 2140 30 000000	ESSER II MEDICARE	4,300.00	281.77	314.51	3,985.49	0.00	0.00	7.31
50E965 1250 2140 30 000000	ESSER III MEDICARE	3,625.00	57.47	76.56	3,548.44	0.00	0.00	2.11
50E000 1400 2130 20 000000	VOC SEC: FICA	500.00	42.29	66.50	433.50	0.00	6.82	13.30
50E000 1400 2140 20 000000	VOC SEC: MEDICAR	150.00	9.89	15.55	134.45	0.00	1.60	10.37
50E000 1401 2130 21 000000	VOCATIONAL FICA-SKYWARD	300.00	0.00	0.00	300.00	0.00	0.00	0.00
50E000 1401 2140 21 000000	WCRVS SPEC.NEEDS: MEDIC	300.00	0.00	0.00	300.00	0.00	0.00	0.00
50E000 1500 2130 00 000000	ATHL: FICA	2,000.00	139.67	411.43	1,588.57	0.00	1,569.30	20.57
50E000 1500 2130 00 000001	ATHL: FICA	1,500.00	163.44	163.44	1,336.56	0.00	530.71	10.90
50E204 1500 2130 20 000000	JH BOYS BASKETBALL FICA	300.00	0.00	0.00	300.00	0.00	98.08	0.00
50E204 1500 2130 22 000000	JH SOFTBALL FICA	300.00	78.82	78.82	221.18	0.00	126.08	26.27
50E204 1500 2130 23 000000	JH VOLLEYBALL FICA	200.00	0.00	0.00	200.00	0.00	126.06	0.00
50E204 1500 2130 24 000000	JH CHEERLEADING FICA	300.00	28.66	28.66	271.34	0.00	168.08	9.55
50E204 1500 2130 25 000000	JH DANCE/POM FICA	200.00	19.10	19.10	180.90	0.00	168.14	9.55
50E204 1500 2130 40 000000		300.00	0.00	0.00	300.00	0.00	252.12	0.00
50E303 1500 2130 01 000000	HS FOOTBALL FICA	450.00	124.09	159.28	290.72	0.00	417.03	35.40
50E303 1500 2130 04 000000	HS BOYS SOCCER FICA	700.00	247.18	247.18	452.82	0.00	483.28	35.31
50E303 1500 2130 06 000000	HS WRESTLING FICA	500.00	0.00	0.00	500.00	0.00	381.70	0.00
50E303 1500 2130 08 000000	HS SOFTBALL FICA	200.00	0.00	0.00	200.00	0.00	119.04	0.00
50E303 1500 2130 09 000000	HS FISHING FICA	200.00	0.00	0.00	200.00	0.00	0.00	0.00
50E303 1500 2130 10 000000	HS BOWLING FICA	200.00	0.00	0.00	200.00	0.00	168.08	0.00
50E303 1500 2130 11 000000	HS VOLLEYBALL FICA	300.00	121.80	121.80	178.20	0.00	238.12	40.60
50E303 1500 2130 13 000000	HS CHEERLEADING FICA	500.00	81.20	81.20	418.80	0.00	476.24	16.24
50E303 1500 2130 15 000000	HS BOYS BASKETBALL FICA	800.00	20.47	60.77	739.23	0.00	730.16	7.60
50E303 1500 2130 31 000000	HS GIRLS BASKETBALL FICA	500.00	0.00	0.00	500.00	0.00	487.52	0.00
50E303 1500 2130 32 000000		0.00	100.04	100.04	-100.04	0.00	0.00	0.00
50E303 1500 2130 33 000000	HS GIRLS TRACK FICA	500.00	0.00	0.00	500.00	0.00	374.04	0.00

Account Number	Account Level Description	2021-22	September 2021-22	2021-22	2021-22	Encumbered	2020-21	2021-22
	Account Number	Original Budget	Monthly Activity	FYTD Activity	Available Funds	Amount	FY Activity	FYTD %
50	SOCIAL SECURITY/MEDICARE							
50E303 1500 2130 36 000000	HS GIRLS SOCCER FICA	600.00	0.00	0.00	600.00	0.00	483.24	0.00
50E000 1500 2140 00 000000	ATHL: MEDICARE	700.00	43.96	129.64	570.36	0.00	494.29	18.52
50E000 1500 2140 00 000001	ATHL: MEDICARE	500.00	48.47	48.47	451.53	0.00	187.76	9.69
50E204 1500 2140 20 000000	JH BOYS BASKETBALL MEDICARE	200.00	8.98	22.28	177.72	0.00	101.53	11.14
50E204 1500 2140 21 000000	JH BASEBALL MEDICARE	100.00	6.75	17.83	82.17	0.00	66.40	17.83
50E204 1500 2140 22 000000	JH SOFTBALL MEDICARE	150.00	21.98	27.90	122.10	0.00	65.06	18.60
50E204 1500 2140 23 000000	JH VOLLEYBALL MEDICARE	200.00	3.66	9.78	190.22	0.00	65.96	4.89
50E204 1500 2140 24 000000	JH CHEERLEADING MEDICARE	100.00	6.70	6.70	93.30	0.00	39.28	6.70
50E204 1500 2140 25 000000	JH DANCE/POM MEDICARE	150.00	4.46	12.46	137.54	0.00	86.98	8.31
50E204 1500 2140 26 000000	JH BOYS TRACK MEDICARE	150.00	6.54	17.66	132.34	0.00	67.30	11.77
50E204 1500 2140 27 000000	JH BOYS CC MEDICARE	100.00	7.18	19.67	80.33	0.00	72.14	19.67
50E204 1500 2140 40 000000	JH GIRLS BASKETBALL MEDICAR	150.00	4.27	11.57	138.43	0.00	111.62	7.71
50E204 1500 2140 41 000000	JH GIRLS TRACK MEDICARE	100.00	0.00	4.82	95.18	0.00	76.14	4.82
50E303 1500 2140 01 000000	HS FOOTBALL MEDICARE	500.00	94.26	133.52	366.48	0.00	420.93	26.70
50E303 1500 2140 02 000000	HS BOYS CC MEDICARE	100.00	0.00	10.10	89.90	0.00	60.76	10.10
50E303 1500 2140 03 000000	HS BOYS TENNIS MEDICARE	100.00	5.46	16.16	83.84	0.00	63.98	16.16
50E303 1500 2140 04 000000	HS BOYS SOCCER MEDICARE	200.00	57.80	57.80	142.20	0.00	113.04	28.90
50E303 1500 2140 05 000000	HS BOYS TRACK MEDICARE	250.00	2.26	20.02	229.98	0.00	167.64	8.01
50E303 1500 2140 06 000000	HS WRESTLING MEDICARE	200.00	0.00	11.88	188.12	0.00	101.13	5.94
50E303 1500 2140 07 000000	HS BASEBALL MEDICARE	250.00	4.58	13.58	236.42	0.00	137.85	5.43
50E303 1500 2140 08 000000	HS SOFTBALL MEDICARE	300.00	8.75	21.75	278.25	0.00	132.68	7.25
50E303 1500 2140 09 000000	HS FISHING MEDICARE	100.00	3.36	9.92	90.08	0.00	43.68	9.92
50E303 1500 2140 10 000000	HS BOWLING MEDICARE	75.00	0.00	0.00	75.00	0.00	39.28	0.00
50E303 1500 2140 11 000000	HS VOLLEYBALL MEDICARE	250.00	32.72	55.58	194.42	0.00	192.14	22.23
50E303 1500 2140 12 000000	HS BOYS GOLF MEDICARE	200.00	5.34	15.80	184.20	0.00	62.70	7.90
50E303 1500 2140 13 000000	HS CHEERLEADING MEDICARE	200.00	19.00	19.00	181.00	0.00	111.36	9.50
50E303 1500 2140 14 000000	HS DANCE/POM MEDICARE	100.00	9.42	19.82	80.18	0.00	62.32	19.82
50E303 1500 2140 15 000000	HS BOYS BASKETBALL MEDICARE	400.00	25.47	60.92	339.08	0.00	318.29	15.23
50E303 1500 2140 31 000000	HS GIRLS BASKETBALL MEDICAR	300.00	4.30	4.30	295.70	0.00	114.00	1.43
50E303 1500 2140 32 000000	HS GIRLS CC MEDICARE	100.00	28.99	39.91	60.09	0.00	65.20	39.91
50E303 1500 2140 33 000000	HS GIRLS TRACK MEDICARE	250.00	2.22	21.04	228.96	0.00	204.15	8.42
50E303 1500 2140 34 000000	HS GIRLS GOLF MEDICARE	100.00	5.18	15.30	84.70	0.00	60.64	15.30
50E303 1500 2140 35 000000	HS GIRLS TENNIS MEDICARE	100.00	5.54	16.34	83.66	0.00	64.48	16.34
50E303 1500 2140 36 000000	HS GIRLS SOCCER MEDICARE	200.00	0.00	0.00	200.00	0.00	113.04	0.00
50E000 1501 2130 00 000000	ADAMS ATHLETIC FICA	900.00	84.62	84.62	815.38	0.00	752.79	9.40
50E000 1501 2140 00 000000	ADAMS ATHLETIC MEDICARE	300.00	23.28	27.86	272.14	0.00	220.53	9.29
50E000 1600 2140 00 000002	JH SUMMER SCHOOL MEDICARE	150.00	0.00	0.00	150.00	0.00	1.82	0.00
50E000 1600 2140 00 000003	HS SUMMER SCHOOL MEDICARE	450.00	0.00	0.00	450.00	0.00	0.00	0.00

Account Number	Account Level Description Account Number	2021-22 Original Budget	September 2021-22 Monthly Activity	2021-22 FYTD Activity	2021-22 Available Funds	Encumbered Amount	2020-21 FY Activity	2021-22 FYTD %
50	SOCIAL SECURITY/MEDICARE							
50E105 2122 2140 00 000000	ADAMS PUPIL SERV MEDICARE	1,050.00	87.54	257.20	792.80	0.00	899.94	24.50
50E107 2122 2140 00 000000	JEFFERSON PUPIL SERV MEDICA	0.00	0.00	0.00	0.00	0.00	0.00	0.00
50E108 2122 2140 00 000000	LINCOLN PUPIL SERV MEDICARE	1,000.00	73.10	214.70	785.30	0.00	852.11	21.47
50E109 2122 2140 00 000000	LINCOLN PUPIL SERV MEDICARE	200.00	0.00	0.00	200.00	0.00	79.80	0.00
50E110 2122 2140 00 000000	WASHINGTON PUPIL SERV MEDIC	1,000.00	0.00	0.00	1,000.00	0.00	0.00	0.00
50E204 2122 2140 00 000000	JH PUPIL SERV MEDICARE	2,000.00	136.04	399.74	1,600.26	0.00	1,608.60	19.99
50E303 2122 2140 00 000000	HS PUPIL SERV MEDICARE	5,000.00	413.85	1,212.69	3,787.31	0.00	4,790.52	24.25
50E902 2122 2140 30 000000	TITLE I MEDICARE	2,100.00	0.00	0.00	2,100.00	0.00	0.00	0.00
50E902 2122 2140 30 105000	AD TITLE I MEDICARE	0.00	7.62	7.62	-7.62	0.00	115.96	0.00
50E902 2122 2140 30 107000	JE TITLE I MEDICARE	0.00	7.62	7.62	-7.62	0.00	58.32	0.00
50E902 2122 2140 30 108000		0.00	7.62	7.62	-7.62	0.00	0.00	0.00
50E902 2122 2140 30 109000	LO TITLE I MEDICARE	0.00	135.58	135.58	-135.58	0.00	58.30	0.00
50E902 2122 2140 30 110000		0.00	7.62	7.62	-7.62	0.00	0.00	0.00
50E930 2122 2140 00 107000		0.00	0.00	121.50	-121.50	0.00	365.40	0.00
50E930 2122 2140 00 109000		0.00	0.00	125.64	-125.64	0.00	628.20	0.00
50E930 2122 2140 00 110000		0.00	0.00	82.64	-82.64	0.00	578.48	0.00
50E930 2122 2140 30 000000	TITLE I:GUIDANCE MEDICAR	330.00	0.00	0.00	330.00	0.00	0.00	0.00
50E000 2134 2130 00 000000	HEALTH: FICA	200.00	11.16	11.16	188.84	0.00	97.56	5.58
50E105 2134 2130 00 000000	ADAMS HEALTH SERV FICA	2,000.00	230.62	522.46	1,477.54	0.00	1,638.74	26.12
50E107 2134 2130 00 000000	JEFFERSON HEALTH SERV FICA	1,800.00	139.79	420.47	1,379.53	0.00	1,559.50	23.36
50E108 2134 2130 00 000000	LINCOLN HEALTH SERV FICA	1,700.00	146.32	400.80	1,299.20	0.00	1,574.65	23.58
50E109 2134 2130 00 000000	LONGFELLOW HEALTH SERV FICA	1,900.00	124.08	359.08	1,540.92	0.00	1,416.48	18.90
50E110 2134 2130 00 000000	WASHINGTON HEALTH SERV FICA	2,500.00	194.48	582.85	1,917.15	0.00	2,236.06	23.31
50E204 2134 2130 00 000000	JH HEALTH SERV FICA	1,900.00	129.93	351.53	1,548.47	0.00	1,128.07	18.50
50E303 2134 2130 00 000000	HS HEALTH SERV FICA	2,000.00	131.04	340.08	1,659.92	0.00	1,295.52	17.00
50E960 2134 2130 30 000000		0.00	0.00	0.00	0.00	0.00	0.00	0.00
50E000 2134 2140 00 000000	HEALTH: MEDICARE	500.00	69.92	145.10	354.90	0.00	451.15	29.02
50E105 2134 2140 00 000000	ADAMS HEALTH SERV MEDICARE	600.00	53.94	122.20	477.80	0.00	383.30	20.37
50E107 2134 2140 00 000000	JEFFERSON HEALTH SERV MEDIC	450.00	32.69	98.33	351.67	0.00	364.72	21.85
50E108 2134 2140 00 000000	LINCOLN HEALTH SERV MEDICAR	500.00	34.22	93.74	406.26	0.00	368.24	18.75
50E109 2134 2140 00 000000	LONGFELLOW HEALTH SERV MEDI	500.00	29.02	83.98	416.02	0.00	331.28	16.80
50E110 2134 2140 00 000000	WASHINGTON HEALTH SERV MEDI	600.00	45.48	136.30	463.70	0.00	522.91	22.72
50E204 2134 2140 00 000000	JH HEALTH SERV MEDICARE	500.00	30.39	82.23	417.77	0.00	263.88	16.45
50E303 2134 2140 00 000000	HS HEALTH SERV MEDICARE	500.00	30.65	79.53	420.47	0.00	302.93	15.91
50E960 2134 2140 30 000000		0.00	0.00	0.00	0.00	0.00	0.00	0.00
50E105 2190 2130 00 000000	ADAMS SUPPORT STAFF FICA	600.00	45.94	58.66	541.34	0.00	219.46	9.78
50E107 2190 2130 00 000000	JEFFERSON SUPPORT STAFF FIC	2,000.00	223.50	304.08	1,695.92	0.00	1,723.20	15.20
50E108 2190 2130 00 000000	LINCOLN SUPPORT STAFF FICA	2,500.00	435.63	538.70	1,961.30	0.00	1,168.28	21.55

Account Number	Account Level Description Account Number	2021-22 Original Budget	September 2021-22 Monthly Activity	2021-22 FYTD Activity	2021-22 Available Funds	Encumbered Amount	2020-21 FY Activity	2021-22 FYTD %
50	SOCIAL SECURITY/MEDICARE							
50E109 2190 2130 00 000000	LONGFELLOW SUPPORT STAFF FI	1,500.00	231.62	272.19	1,227.81	0.00	984.17	18.15
50E110 2190 2130 00 000000	WASHINGTON SUPPORT STAFF FI	3,500.00	533.55	701.77	2,798.23	0.00	2,364.16	20.05
50E204 2190 2130 00 000000	JH SUPPORT STAFF FICA	2,000.00	170.03	223.97	1,776.03	0.00	516.01	11.20
50E303 2190 2130 00 000000	HS SUPPORT STAFF FICA	3,500.00	474.89	560.64	2,939.36	0.00	2,123.03	16.02
50E105 2190 2140 00 000000	ADAMS SUPPORT STAFF MEDICAR	250.00	10.74	13.72	236.28	0.00	51.32	5.49
50E107 2190 2140 00 000000	JEFFERSON SUPPORT STAFF MED	500.00	52.26	71.10	428.90	0.00	402.95	14.22
50E108 2190 2140 00 000000	LINCOLN SUPPORT STAFF MEDIC	550.00	101.87	125.97	424.03	0.00	273.25	22.90
50E109 2190 2140 00 000000	LONGFELLOW SUPPORT STAFF ME	400.00	54.16	63.65	336.35	0.00	230.13	15.91
50E110 2190 2140 00 000000	WASHINGTON SUPPORT STAFF ME	850.00	124.74	164.09	685.91	0.00	552.63	19.30
50E204 2190 2140 00 000000	JH SUPPORT STAFF MEDICARE	500.00	39.77	52.39	447.61	0.00	120.70	10.48
50E303 2190 2140 00 000000	HS SUPPORT STAFF MEDICARE	800.00	111.07	131.12	668.88	0.00	496.54	16.39
50E000 2210 2130 00 000000	IMP INST: FICA	2,300.00	195.24	586.96	1,713.04	0.00	2,140.74	25.52
50E902 2210 2130 30 000000	TITLE I FICA	0.00	0.00	0.00	0.00	0.00	0.00	0.00
50E930 2210 2130 30 000000	TITLE I; FICA	0.00	0.00	0.00	0.00	0.00	0.00	0.00
50E940 2210 2130 30 000000	ESSER FICA	0.00	0.00	0.00	0.00	0.00	74.84	0.00
50E000 2210 2140 00 000000	IMP INST: MEDICARE	2,000.00	163.05	533.58	1,466.42	0.00	1,889.92	26.68
50E303 2210 2140 00 000001	3 CIRCLE AG GRANT MEDICARE	50.00	0.00	0.00	50.00	0.00	26.95	0.00
50E902 2210 2140 30 000000	TITLE I MEDICARE	1,600.00	0.00	0.00	1,600.00	0.00	0.00	0.00
50E902 2210 2140 30 105000	AD TITLE I MEDICARE	0.00	25.04	25.04	-25.04	0.00	55.76	0.00
50E902 2210 2140 30 107000	JE TITLE I MEDICARE	0.00	25.04	25.04	-25.04	0.00	55.76	0.00
50E902 2210 2140 30 108000	LI TITLE I MEDICARE	0.00	25.04	25.04	-25.04	0.00	55.76	0.00
50E902 2210 2140 30 109000	LO TITLE I MEDICARE	0.00	25.04	25.04	-25.04	0.00	55.76	0.00
50E902 2210 2140 30 110000	WA TITLE I MEDICARE	0.00	25.03	25.03	-25.03	0.00	55.71	0.00
50E930 2210 2140 00 105000	AD TITLE I MEDICARE	0.00	0.00	32.28	-32.28	0.00	236.42	0.00
50E930 2210 2140 00 107000	JE TITLE I MEDICARE	0.00	0.00	32.28	-32.28	0.00	236.42	0.00
50E930 2210 2140 00 108000	LI TITLE I MEDICARE	0.00	0.00	32.28	-32.28	0.00	236.42	0.00
50E930 2210 2140 00 109000	LO TITLE I MEDICARE	0.00	0.00	32.28	-32.28	0.00	236.42	0.00
50E930 2210 2140 00 110000	WA TITLE I MEDICARE	0.00	0.00	32.32	-32.32	0.00	236.70	0.00
50E930 2210 2140 30 000000	TITLE I; MEDICARE	162.00	0.00	0.00	162.00	0.00	243.60	0.00
50E930 2210 2140 30 105000	Title I Medicare-Summer Sch	0.00	0.00	0.00	0.00	0.00	7.36	0.00
50E930 2210 2140 30 107000	Title I Medicare-Summer Sch	0.00	0.00	0.00	0.00	0.00	29.29	0.00
50E930 2210 2140 30 108000	Title I Medicare-Summer Sch	0.00	0.00	0.00	0.00	0.00	29.00	0.00
50E930 2210 2140 30 109000	Title I Medicare-Summer Sch	0.00	0.00	0.00	0.00	0.00	35.15	0.00
50E930 2210 2140 30 110000	Title I Medicare-Summer Sch	0.00	0.00	0.00	0.00	0.00	29.00	0.00
50E935 2210 2140 00 000004	TITLE II MEDICARE	0.00	0.00	0.00	0.00	0.00	5.18	0.00
50E935 2210 2140 00 000005	TITLE SIP MEDICARE	0.00	0.00	0.00	0.00	0.00	0.00	0.00
50E940 2210 2140 30 000000	ESSER MEDICARE	0.00	0.00	0.00	0.00	0.00	325.46	0.00
50E960 2210 2140 30 000000		4,300.00	0.00	0.00	4,300.00	0.00	2.61	0.00

Account Number	Account Level Description Account Number	2021-22 Original Budget	September 2021-22 Monthly Activity	2021-22 FYTD Activity	2021-22 Available Funds	Encumbered Amount	2020-21 FY Activity	2021-22 FYTD %
50	SOCIAL SECURITY/MEDICARE							
50E965 2210 2140 30 000000	ESSER III MEDICARE	849.00	0.00	141.00	708.00	0.00	0.00	16.61
50E000 2225 2130 00 000000	TECH: FICA	16,000.00	1,322.52	4,156.45	11,843.55	0.00	14,806.98	25.98
50E000 2225 2140 00 000000	TECH: MEDICARE	4,000.00	309.31	972.10	3,027.90	0.00	3,463.06	24.30
50E000 2321 2130 00 000000	ADMIN: FICA	3,100.00	270.50	811.50	2,288.50	0.00	2,865.86	26.18
50E000 2321 2140 00 000000	ADMIN: MEDICARE	4,000.00	310.74	953.28	3,046.72	0.00	3,560.35	23.83
50E105 2410 2130 00 000000	ADAMS PRINCIPAL FICA	2,500.00	187.20	552.78	1,947.22	0.00	2,119.75	22.11
50E107 2410 2130 00 000000	JEFFERSON PRINCIPAL FICA	2,500.00	196.80	588.96	1,911.04	0.00	2,281.56	23.56
50E108 2410 2130 00 000000	LINCOLN PRINCIPAL FICA	3,050.00	235.46	694.72	2,355.28	0.00	2,651.13	22.78
50E109 2410 2130 00 000000	LONGFELLOW PRINCIPAL FICA	3,500.00	234.98	695.02	2,804.98	0.00	2,666.37	19.86
50E110 2410 2130 00 000000	WASHINGTON PRINCIPAL FICA	2,600.00	241.12	677.99	1,922.01	0.00	2,444.99	26.08
50E204 2410 2130 00 000000	JH PRINCIPAL FICA	4,100.00	316.72	931.63	3,168.37	0.00	3,473.42	22.72
50E303 2410 2130 00 000000	HS PRIN FICA	13,000.00	810.51	2,516.49	10,483.51	0.00	10,131.06	19.36
50E105 2410 2140 00 000000	ADAMS PRINCIPAL MEDICARE	2,100.00	153.20	472.50	1,627.50	0.00	1,741.87	22.50
50E107 2410 2140 00 000000	JEFFERSON PRINCIPAL MEDICAR	2,000.00	139.72	325.13	1,674.87	0.00	2,249.42	16.26
50E108 2410 2140 00 000000	LINCOLN PRINCIPAL MEDICARE	3,600.00	319.29	861.47	2,738.53	0.00	3,221.06	23.93
50E109 2410 2140 00 000000	LONGFELLOW PRINCIPAL MEDICA	2,100.00	178.00	485.16	1,614.84	0.00	1,817.02	23.10
50E110 2410 2140 00 000000	WASHINGTON PRINCIPAL MEDICA	3,200.00	291.86	772.90	2,427.10	0.00	2,842.26	24.15
50E204 2410 2140 00 000000	JH PRINCIPAL MEDICARE	4,600.00	324.14	882.25	3,717.75	0.00	4,583.24	19.18
50E303 2410 2140 00 000000	HS PRIN MEDICARE	6,500.00	528.54	1,666.52	4,833.48	0.00	6,174.73	25.64
50E930 2410 2140 30 000000	TITLE 1: MEDICARE	0.00	0.00	0.00	0.00	0.00	0.00	0.00
50E000 2510 2130 00 000000	BUS MAN: FICA	5,800.00	444.32	1,335.24	4,464.76	0.00	4,960.40	23.02
50E000 2510 2140 00 000000	BUS MAN: MEDICARE	1,400.00	103.92	312.27	1,087.73	0.00	1,159.95	22.31
50E000 2520 2130 00 000000	FISCAL: FICA	5,700.00	365.62	1,189.24	4,510.76	0.00	4,134.84	20.86
50E000 2520 2140 00 000000	FISCAL: MEDICARE	1,400.00	85.50	278.12	1,121.88	0.00	967.13	19.87
50E000 2542 2130 00 000000	MAINT: FICA	26,000.00	1,799.76	5,546.39	20,453.61	0.00	20,973.55	21.33
50E105 2542 2130 00 000000	ADAMS CUSTODIAN FICA	6,300.00	363.56	950.51	5,349.49	0.00	3,386.77	15.09
50E107 2542 2130 00 000000	JEFFERSON CUSTODIAN FICA	7,000.00	575.99	1,530.26	5,469.74	0.00	5,556.27	21.86
50E108 2542 2130 00 000000	LINCOLN CUSTODIAN FICA	5,500.00	465.49	1,347.46	4,152.54	0.00	4,348.62	24.50
50E109 2542 2130 00 000000	LONGFELLOW CUSTODIAN FICA	5,000.00	284.19	848.21	4,151.79	0.00	2,942.51	16.96
50E110 2542 2130 00 000000	WASHINGTON CUSTODIAN FICA	8,000.00	585.66	1,654.01	6,345.99	0.00	6,136.11	20.68
50E204 2542 2130 00 000000	JH CUSTODIAN FICA	10,000.00	874.91	2,450.29	7,549.71	0.00	7,876.48	24.50
50E303 2542 2130 00 000000	HS CUSTODIAN FICA	17,000.00	1,433.58	3,922.18	13,077.82	0.00	15,420.15	23.07
50E000 2542 2140 00 000000	MAINT: MEDICARE	5,500.00	420.89	1,297.09	4,202.91	0.00	4,905.11	23.58
50E105 2542 2140 00 000000	ADAMS CUSTODIAN MEDICARE	1,500.00	85.04	222.30	1,277.70	0.00	792.07	14.82
50E107 2542 2140 00 000000	JEFFERSON CUSTODIAN MEDICAR	1,500.00	134.70	357.87	1,142.13	0.00	1,299.44	23.86
50E108 2542 2140 00 000000	LINCOLN CUSTODIAN MEDICARE	1,600.00	108.87	315.14	1,284.86	0.00	1,017.03	19.70
50E109 2542 2140 00 000000	LONGFELLOW CUSTODIAN MEDICA	1,000.00	66.46	198.36	801.64	0.00	688.17	19.84
50E110 2542 2140 00 000000	WASHINGTON CUSTODIAN MEDICA	2,000.00	136.96	386.82	1,613.18	0.00	1,435.08	19.34

Account Number	Account Level Description Account Number	2021-22 Original Budget	September 2021-22 Monthly Activity	2021-22 FYTD Activity	2021-22 Available Funds	Encumbered Amount	2020-21 FY Activity	2021-22 FYTD %
50	SOCIAL SECURITY/MEDICARE							
50E204 2542 2140 00 000000	JH CUSTODIAN MEDICARE	2,200.00	204.62	573.04	1,626.96	0.00	1,842.04	26.05
50E303 2542 2140 00 000000	HS CUSTODIAN MEDICARE	4,000.00	335.26	917.29	3,082.71	0.00	3,606.35	22.93
50E000 2550 2130 00 000000	PUPIL TRANS: FICA	1,500.00	91.40	275.43	1,224.57	0.00	868.56	18.36
50E000 2550 2140 00 000000	PUPIL TRANS: MEDICARE	400.00	21.38	64.42	335.58	0.00	203.06	16.11
50E000 2560 2120 84 000000	FOOD SERV: IMRF	0.00	0.00	0.00	0.00	0.00	0.00	0.00
50E000 2560 2130 84 000000	FOOD SERV: FICA	7,000.00	595.67	1,875.55	5,124.45	0.00	6,586.36	26.79
50E105 2560 2130 84 000000	ADAMS FOOD SERV FICA	4,500.00	429.61	1,079.90	3,420.10	0.00	3,802.23	24.00
50E107 2560 2130 84 000000	JEFFERSON FOOD SERV FICA	4,500.00	289.16	687.83	3,812.17	0.00	2,451.69	15.29
50E108 2560 2130 84 000000	LINCOLN FOOD SERV FICA	6,200.00	466.78	1,214.67	4,985.33	0.00	5,905.06	19.59
50E109 2560 2130 84 000000	LONGFELLOW FOOD SERV FICA	4,500.00	209.24	481.42	4,018.58	0.00	2,452.68	10.70
50E110 2560 2130 84 000000	WASHINGTON FOOD SERV FICA	6,800.00	554.19	1,186.92	5,613.08	0.00	3,669.46	17.45
50E204 2560 2130 84 000000	JH FOOD FICA	6,900.00	771.59	1,608.84	5,291.16	0.00	5,809.35	23.32
50E303 2560 2130 84 000000	HS FOOD SERV FICA	6,500.00	635.18	1,432.19	5,067.81	0.00	5,721.71	22.03
50E960 2560 2130 30 000000		3,100.00	0.00	1,511.47	1,588.53	0.00	1,360.26	48.76
50E000 2560 2140 84 000000	FOOD SERV: MEDICARE	1,700.00	139.31	438.63	1,261.37	0.00	1,540.37	25.80
50E105 2560 2140 84 000000	ADAMS FOOD SERV MEDICARE	1,000.00	100.46	252.56	747.44	0.00	889.24	25.26
50E107 2560 2140 84 000000	JEFFERSON FOOD SERV MEDICAR	1,100.00	67.61	160.86	939.14	0.00	573.48	14.62
50E108 2560 2140 84 000000	LINCOLN FOOD SERV MEDICARE	1,400.00	109.17	284.07	1,115.93	0.00	1,380.95	20.29
50E109 2560 2140 84 000000	LONGFELLOW FOOD SERV MEDICA	1,100.00	48.93	112.59	987.41	0.00	573.72	10.24
50E110 2560 2140 84 000000	WASHINGTON FOOD SERV MEDICA	1,600.00	129.60	277.57	1,322.43	0.00	858.12	17.35
50E204 2560 2140 84 000000	JH FOOD SERV MEDICARE	1,600.00	180.43	376.22	1,223.78	0.00	1,358.51	23.51
50E303 2560 2140 84 000000	HS FOOD SERV MEDICARE	2,000.00	148.55	334.97	1,665.03	0.00	1,338.28	16.75
50E960 2560 2140 30 000000		725.00	0.00	353.49	371.51	0.00	318.12	48.76
50E902 2900 2130 30 105000	AD TITLE I FICA	0.00	0.00	0.00	0.00	0.00	0.00	0.00
50E902 2900 2130 30 107000	JE TITLE I FICA	0.00	0.00	0.00	0.00	0.00	0.00	0.00
50E902 2900 2130 30 108000	LI TITLE I FICA	0.00	0.00	0.00	0.00	0.00	0.00	0.00
50E902 2900 2130 30 109000	LO TITLE I FICA	0.00	0.00	0.00	0.00	0.00	0.00	0.00
50E902 2900 2130 30 110000	WA TITLE I FICA	0.00	0.00	0.00	0.00	0.00	0.00	0.00
50E930 2900 2130 30 000000	TITLE I: FICA	0.00	0.00	0.00	0.00	0.00	0.00	0.00
50E930 2900 2130 30 105000	AD TITLE I FICA	0.00	0.00	0.00	0.00	0.00	315.99	0.00
50E930 2900 2130 30 107000	JE TITLE I FICA	0.00	0.00	0.00	0.00	0.00	315.99	0.00
50E930 2900 2130 30 108000	LI TITLE I FICA	0.00	0.00	0.00	0.00	0.00	315.99	0.00
50E930 2900 2130 30 109000	LO TITLE I FICA	0.00	0.00	0.00	0.00	0.00	315.99	0.00
50E930 2900 2130 30 110000	WA TITLE I FICA	0.00	0.00	0.00	0.00	0.00	315.98	0.00
50E000 2900 2140 00 000000		0.00	17.58	17.58	-17.58	0.00	0.00	0.00
50E902 2900 2140 30 000000	TITLE I MEDICARE	500.00	0.00	0.00	500.00	0.00	0.00	0.00
50E902 2900 2140 30 105000	AD TITLE I MEDICARE	0.00	5.28	5.28	-5.28	0.00	0.00	0.00
50E902 2900 2140 30 107000	JE TITLE I MEDICARE	0.00	5.28	5.28	-5.28	0.00	0.00	0.00

Account Number	Account Level Description Account Number	2021-22 Original Budget	September 2021-22 Monthly Activity	2021-22 FYTD Activity	2021-22 Available Funds	Encumbered Amount	2020-21 FY Activity	2021-22 FYTD %
50	SOCIAL SECURITY/MEDICARE							
50E902 2900 2140 30 108000	LI TITLE I MEDICARE	0.00	5.28	5.28	-5.28	0.00	0.00	0.00
50E902 2900 2140 30 109000	LO TITLE I MEDICARE	0.00	5.28	5.28	-5.28	0.00	0.00	0.00
50E902 2900 2140 30 110000	WA TITLE I MEDICARE	0.00	5.28	5.28	-5.28	0.00	0.00	0.00
50E930 2900 2140 30 000000	TITLE I: MEDICARE	0.00	0.00	0.00	0.00	0.00	0.00	0.00
50E930 2900 2140 30 105000	AD TITLE I MEDICARE	0.00	0.00	0.00	0.00	0.00	73.92	0.00
50E930 2900 2140 30 107000	JE TITLE I MEDICARE	0.00	0.00	0.00	0.00	0.00	73.92	0.00
50E930 2900 2140 30 108000	LI TITLE I MEDICARE	0.00	0.00	0.00	0.00	0.00	73.92	0.00
50E930 2900 2140 30 109000	LO TITLE I MEDICARE	0.00	0.00	0.00	0.00	0.00	73.92	0.00
50E930 2900 2140 30 110000	WA TITLE I MEDICARE	0.00	0.00	0.00	0.00	0.00	73.85	0.00
50E902 3900 2130 30 000000	TITLE I FICA	0.00	0.00	0.00	0.00	0.00	0.00	0.00
50E930 3900 2130 30 000000	TITLE I: FICA	0.00	0.00	0.00	0.00	0.00	0.00	0.00
50E902 3900 2140 30 000000	TITLE I MEDICARE	600.00	0.00	0.00	600.00	0.00	0.00	0.00
50E902 3900 2140 30 105000	AD TITLE I MEDICARE	0.00	5.26	5.26	-5.26	0.00	0.00	0.00
50E902 3900 2140 30 107000	JE TITLE I MEDICARE	0.00	5.26	5.26	-5.26	0.00	0.00	0.00
50E902 3900 2140 30 108000	LI TITLE I MEDICARE	0.00	5.26	5.26	-5.26	0.00	0.00	0.00
50E902 3900 2140 30 109000	LO TITLE I MEDICARE	0.00	5.26	5.26	-5.26	0.00	0.00	0.00
50E902 3900 2140 30 110000	WA TITLE I MEDICARE	0.00	5.34	5.34	-5.34	0.00	0.00	0.00
50E930 3900 2140 30 000000	TITLE I: MEDICARE	83.00	0.00	0.00	83.00	0.00	0.00	0.00
50E930 3900 2140 30 105000		0.00	0.00	16.52	-16.52	0.00	49.56	0.00
50E930 3900 2140 30 107000		0.00	0.00	16.52	-16.52	0.00	49.56	0.00
50E930 3900 2140 30 108000		0.00	0.00	16.52	-16.52	0.00	49.56	0.00
50E930 3900 2140 30 109000		0.00	0.00	16.52	-16.52	0.00	49.56	0.00
50E930 3900 2140 30 110000		0.00	0.00	16.56	-16.56	0.00	49.68	0.00
50E000 3901 2130 00 000000	AFTERCATS: FICA	400.00	43.99	87.30	312.70	0.00	349.19	21.83
50E105 3901 2130 00 000000	ADAMS AFTERCATS FICA	400.00	23.04	23.04	376.96	0.00	306.78	5.76
50E107 3901 2130 00 000000	JEFFERSON AFTERCATS FICA	600.00	62.66	81.23	518.77	0.00	390.25	13.54
50E108 3901 2130 00 000000	LINCOLN AFTERCATS FICA	1,200.00	112.23	141.92	1,058.08	0.00	677.33	11.83
50E109 3901 2130 00 000000	LONGFELLOW AFTERCATS FICA	1,000.00	177.14	202.84	797.16	0.00	809.41	20.28
50E110 3901 2130 00 000000	WASHINGTON AFTERCATS FICA	1,000.00	114.05	142.88	857.12	0.00	592.92	14.29
50E204 3901 2130 00 000000	JH AFTERCATS FICA	500.00	52.98	69.45	430.55	0.00	355.60	13.89
50E000 3901 2140 00 000000	AFTERCATS: MEDICARE	100.00	10.29	20.42	79.58	0.00	81.70	20.42
50E105 3901 2140 00 000000	ADAMS AFTERCATS MEDICARE	100.00	5.39	5.39	94.61	0.00	71.74	5.39
50E107 3901 2140 00 000000	JEFFERSON AFTERCATS MEDICAR	200.00	14.65	18.99	181.01	0.00	91.28	9.50
50E108 3901 2140 00 000000	LINCOLN AFTERCATS MEDICARE	330.00	26.25	33.20	296.80	0.00	158.41	10.06
50E109 3901 2140 00 000000	LONGFELLOW AFTERCATS MEDICA	300.00	41.42	47.43	252.57	0.00	189.29	15.81
50E110 3901 2140 00 000000	WASHINGTON AFTERCATS MEDICA	300.00	26.67	33.41	266.59	0.00	138.64	11.14
50E204 3901 2140 00 000000	JH AFTERCATS - MEDICARE	150.00	12.39	16.24	133.76	0.00	83.18	10.83

Account Number	Account Level Description Account Number	2021-22 Original Budget	September 2021-22 Monthly Activity	2021-22 FYTD Activity	2021-22 Available Funds	Encumbered Amount	2020-21 FY Activity	2021-22 FYTD %
50	SOCIAL SECURITY/MEDICARE							
50---- ---- ---- -- ------		602,664.00	47,209.47	131,667.92	470,996.08	0.00	482,190.98	21.85
51	ILLINOIS MUNICIPAL RETIREMENT							
51E960 1100 2120 30 000000		7,500.00	0.00	4,109.27	3,390.73	0.00	3,086.25	54.79
51E960 1100 2130 30 000000	IMRF K-12 ESSER II	0.00	0.00	0.00	0.00	0.00	-2,621.19	0.00
51E105 1101 2120 00 000000	ELEM. IMRF	2,200.00	351.85	351.85	1,848.15	0.00	1,967.49	15.99
51E105 1101 2120 00 000001	ADAMS IMRF	2,800.00	0.00	0.00	2,800.00	0.00	521.68	0.00
51E107 1101 2120 00 000000	JEFFERSON IMRF	2,800.00	282.17	392.08	2,407.92	0.00	2,268.32	14.00
51E108 1101 2120 00 000000	LINCOLN IMRF	100.00	0.00	0.00	100.00	0.00	0.00	0.00
51E109 1101 2120 00 000000	LONGFELLOW IMRF	2,200.00	267.19	369.16	1,830.84	0.00	2,085.17	16.78
51E110 1101 2120 00 000000	WASHINGTON IMRF	3,300.00	514.86	691.34	2,608.66	0.00	3,071.27	20.95
51E303 1103 2120 00 000000	HS IMRF	27,000.00	1,038.86	3,050.02	23,949.98	0.00	12,228.49	11.30
51E303 1103 2120 00 000001	HS IMRF	2,000.00	0.00	0.00	2,000.00	0.00	0.00	0.00
51E940 1250 2120 30 000000	Esser Grant-IMRF-Employer	0.00	0.00	0.00	0.00	0.00	0.00	0.00
51E965 1250 2120 30 000000	ESSER III IMRF	15,000.00	0.00	0.00	15,000.00	0.00	0.00	0.00
51E000 1500 2120 00 000000	ATHL: IMRF	4,200.00	338.58	997.38	3,202.62	0.00	3,855.51	23.75
51E000 1500 2120 00 000001	ATHL: IMRF	1,500.00	121.97	121.97	1,378.03	0.00	634.86	8.13
51E000 1500 2120 01 000000	FOOTBALL IMRF	0.00	0.00	0.00	0.00	0.00	0.00	0.00
51E000 1500 2120 06 000000	WRESTLING IMRF	0.00	0.00	0.00	0.00	0.00	0.00	0.00
51E000 1500 2120 15 000000	HS BOYS BASKETBALL IMRF	0.00	0.00	0.00	0.00	0.00	0.00	0.00
51E000 1500 2120 20 000000	JH BOYS BASKETBALL IMRF	0.00	0.00	0.00	0.00	0.00	0.00	0.00
51E303 1500 2120 01 000000	HS FOOTBALL IMRF	600.00	46.80	137.09	462.91	0.00	546.12	22.85
51E303 1500 2120 06 000000	HS WRESTLING IMRF	400.00	0.00	0.00	400.00	0.00	0.00	0.00
51E303 1500 2120 15 000000	HS BOYS BASKETBALL IMRF	800.00	52.84	156.20	643.80	0.00	624.00	19.53
51E303 1500 2120 31 000000		800.00	0.00	0.00	800.00	0.00	612.72	0.00
51E303 1500 2120 32 000000		0.00	242.50	242.50	-242.50	0.00	0.00	0.00
51E303 1500 2120 33 000000	HS GIRLS TRACK IMRF	1,000.00	0.00	0.00	1,000.00	0.00	906.69	0.00
51E000 1501 2120 00 000000	ADAMS IMRF	500.00	104.92	104.92	395.08	0.00	476.44	20.98
51E000 2134 2120 00 000000	HEALTH SERV IMRF	500.00	0.00	0.00	500.00	0.00	220.68	0.00
51E105 2134 2120 00 000000	HEALTH SERV. IMRF	5,000.00	342.66	996.02	4,003.98	0.00	4,005.23	19.92
51E107 2134 2120 00 000000	HEALTH SERV. IMRF	4,200.00	338.87	1,019.31	3,180.69	0.00	3,811.41	24.27
51E108 2134 2120 00 000000	HEALTH SERVICES: IMRF	5,000.00	376.84	1,045.84	3,954.16	0.00	4,221.12	20.92
51E109 2134 2120 00 000000	HEALTH SERV. IMRF	4,000.00	300.82	870.50	3,129.50	0.00	3,480.85	21.76
51E110 2134 2120 00 000000	HEALTH SERV. IMRF	5,800.00	471.46	1,412.92	4,387.08	0.00	5,389.10	24.36
51E204 2134 2120 00 000000	HEALTH SERV. IMRF	3,500.00	314.98	852.22	2,647.78	0.00	2,648.72	24.35
51E303 2134 2120 00 000000	HEALTH SERV. IMRF	4,000.00	350.62	920.30	3,079.70	0.00	3,544.95	23.01
51E960 2134 2120 30 000000		0.00	0.00	0.00	0.00	0.00	0.00	0.00

Account Number	Account Level Description Account Number	2021-22 Original Budget	September 2021-22 Monthly Activity	2021-22 FYTD Activity	2021-22 Available Funds	Encumbered Amount	2020-21 FY Activity	2021-22 FYTD %
51	ILLINOIS MUNICIPAL RETIREMENT							
51E105 2190 2120 00 000000	ADAMS SUPPORT IMRF	1,000.00	0.00	0.00	1,000.00	0.00	0.00	0.00
51E107 2190 2120 00 000000	JEFFERSON SUPPORT IMRF	1,000.00	198.10	257.87	742.13	0.00	894.24	25.79
51E108 2190 2120 00 000000	LINCOLN SUPPORT IMRF	1,000.00	113.27	148.88	851.12	0.00	672.41	14.89
51E109 2190 2120 00 000000	LONGFELLOW SUPPORT IMRF	2,000.00	224.07	261.98	1,738.02	0.00	1,558.66	13.10
51E110 2190 2120 00 000000	WASHINGTON SUPPORT IMRF	4,000.00	988.29	1,292.46	2,707.54	0.00	3,791.06	32.31
51E204 2190 2120 00 000000	JH SUPPORT STAFF IMRF	2,000.00	236.91	319.40	1,680.60	0.00	1,342.22	15.97
51E303 2190 2120 00 000000	HS SUPPORT STAFF IMRF	6,000.00	1,151.22	1,359.10	4,640.90	0.00	5,213.46	22.65
51E000 2210 2120 00 000000	STAFF DEV IMRF	6,000.00	506.28	1,518.82	4,481.18	0.00	5,622.11	25.31
51E940 2210 2120 30 000000	ESSER IMRF	500.00	0.00	0.00	500.00	0.00	173.47	0.00
51E000 2225 2120 00 000000	TECHNOLOGY IMRF	37,000.00	3,220.74	9,882.56	27,117.44	0.00	36,974.13	26.71
51E000 2321 2120 00 000000	ADMIN IMRF	7,500.00	655.76	1,967.27	5,532.73	0.00	7,042.31	26.23
51E105 2410 2120 00 000000	PRINCIPAL IMRF	7,000.00	612.72	1,802.36	5,197.64	0.00	6,952.06	25.75
51E107 2410 2120 00 000000	PRINCIPAL IMRF	5,500.00	477.06	1,427.70	4,072.30	0.00	5,604.32	25.96
51E108 2410 2120 00 000000	PRINCIPAL IMRF	7,500.00	643.30	1,895.02	5,604.98	0.00	7,305.71	25.27
51E109 2410 2120 00 000000	PRINCIPAL IMRF	8,500.00	689.00	2,032.12	6,467.88	0.00	7,860.94	23.91
51E110 2410 2120 00 000000	PRINCIPAL IMRF	6,200.00	520.55	1,579.61	4,620.39	0.00	6,006.81	25.48
51E204 2410 2120 00 000000	PRINCIPAL IMRF	9,800.00	861.66	2,531.58	7,268.42	0.00	9,712.05	25.83
51E303 2410 2120 00 000000	PRINCIPAL IMRF	28,000.00	2,030.72	6,294.12	21,705.88	0.00	25,652.63	22.48
51E000 2510 2120 00 000000	BUS. MGR. IMRF	15,000.00	1,138.04	3,414.14	11,585.86	0.00	12,771.87	22.76
51E000 2520 2120 00 000000	FISCAL IMRF	15,000.00	944.30	3,053.23	11,946.77	0.00	10,164.78	20.35
51E000 2542 2120 00 000000	CUST./MAINT. IMRF	60,000.00	4,522.22	13,807.88	46,192.12	0.00	52,763.22	23.01
51E105 2542 2120 00 000000	CUST./MAINT. IMRF	15,000.00	918.62	2,598.55	12,401.45	0.00	10,064.40	17.32
51E107 2542 2120 00 000000	CUST./MAINT. IMRF	15,000.00	1,549.32	4,174.75	10,825.25	0.00	13,417.67	27.83
51E108 2542 2120 00 000000	CUST./MAINT. IMRF	13,000.00	1,193.97	3,453.10	9,546.90	0.00	11,211.62	26.56
51E109 2542 2120 00 000000	CUST./MAINT. IMRF	8,000.00	484.24	1,368.48	6,631.52	0.00	5,268.84	17.11
51E110 2542 2120 00 000000	CUST./MAINT. IMRF	20,000.00	1,088.60	2,877.25	17,122.75	0.00	15,965.63	14.39
51E204 2542 2120 00 000000	CUST./MAINT. IMRF	20,000.00	1,961.24	5,168.92	14,831.08	0.00	18,250.23	25.84
51E303 2542 2120 00 000000	CUST./MAINT. IMRF	42,000.00	3,581.58	9,659.94	32,340.06	0.00	41,352.59	23.00
51E000 2550 2120 00 000000	TRANS. IMRF	3,500.00	236.08	708.23	2,791.77	0.00	2,278.50	20.24
51E000 2560 2120 84 000000	FOOD SERVICE IMRF	16,000.00	1,363.00	4,268.95	11,731.05	0.00	15,697.20	26.68
51E105 2560 2120 84 000000	FOOD SERV. IMRF	10,500.00	1,146.88	2,924.62	7,575.38	0.00	10,492.11	27.85
51E107 2560 2120 84 000000	FOOD SERV. IMRF	10,000.00	700.97	1,667.42	8,332.58	0.00	5,582.93	16.67
51E108 2560 2120 84 000000	FOOD SERV. IMRF	15,000.00	971.39	2,836.62	12,163.38	0.00	14,178.84	18.91
51E109 2560 2120 84 000000	FOOD SERVICE IMRF	10,000.00	540.20	1,302.55	8,697.45	0.00	5,569.16	13.03
51E110 2560 2120 84 000000	FOOD SERV. IMRF	16,000.00	688.58	2,109.07	13,890.93	0.00	7,497.38	13.18
51E204 2560 2120 84 000000	FOOD SERV. IMRF	16,000.00	1,315.58	3,443.77	12,556.23	0.00	14,990.08	21.52
51E303 2560 2120 84 000000	FOOD SERV. IMRF	16,000.00	1,684.74	3,893.64	12,106.36	0.00	14,445.22	24.34
51E960 2560 2120 30 000000		7,500.00	0.00	2,951.71	4,548.29	0.00	2,621.19	39.36

Account Number	Account Level Description Account Number	2021-22 Original Budget	September 2021-22 Monthly Activity	2021-22 FYTD Activity	2021-22 Available Funds	Encumbered Amount	2020-21 FY Activity	2021-22 FYTD %
51	ILLINOIS MUNICIPAL RETIREMENT							
51E902 2900 2120 30 000000	TITLE I IMRF	0.00	0.00	0.00	0.00	0.00	0.00	0.00
51E902 2900 2120 30 105000	AD TITLE I IMRF	0.00	0.00	0.00	0.00	0.00	0.00	0.00
51E902 2900 2120 30 107000	JE TITILE I IMRF	0.00	0.00	0.00	0.00	0.00	0.00	0.00
51E902 2900 2120 30 108000	LI TITLE I IMRF	0.00	0.00	0.00	0.00	0.00	0.00	0.00
51E902 2900 2120 30 109000	LO TITLE I IMRF	0.00	0.00	0.00	0.00	0.00	0.00	0.00
51E902 2900 2120 30 110000	WA TITLE I IMRF	0.00	0.00	0.00	0.00	0.00	0.00	0.00
51E930 2900 2120 30 000000	TITLE I IMRF	0.00	0.00	0.00	0.00	0.00	0.00	0.00
51E930 2900 2120 30 105000	AD TITLE I IMRF	0.00	0.00	0.00	0.00	0.00	775.41	0.00
51E930 2900 2120 30 107000	JE TITLE I IMRF	0.00	0.00	0.00	0.00	0.00	775.41	0.00
51E930 2900 2120 30 108000	LI TITLE I IMRF	0.00	0.00	0.00	0.00	0.00	775.41	0.00
51E930 2900 2120 30 109000	LO TITLE I IMRF	0.00	0.00	0.00	0.00	0.00	775.41	0.00
51E930 2900 2120 30 110000	WA TITLE I IMRF	0.00	0.00	0.00	0.00	0.00	775.33	0.00
51E107 3901 2120 00 000000	AFTERCATS IMRF	1,100.00	151.91	196.92	903.08	0.00	956.64	17.90
51E108 3901 2120 00 000000	AFTERCATS IMRF	2,500.00	231.88	281.92	2,218.08	0.00	1,666.43	11.28
51E109 3901 2120 00 000000	LONGFELLOW AFTERCATS IMRF	2,300.00	301.82	336.52	1,963.48	0.00	1,964.92	14.63
51E110 3901 2120 00 000000	WA AFTERCATS IMRF	1,000.00	276.48	348.01	651.99	0.00	688.90	34.80
51E204 3901 2120 00 000000	JH AFTERCATS IMRF	1,400.00	152.47	221.22	1,178.78	0.00	1,160.31	15.80
51---- ---- ---- -- ------		599,000.00	46,132.55	129,479.15	469,520.85	0.00	484,862.10	21.62
60	CAPITAL PROJECTS FUND OR FUND							
60E000 2532 5100 01 000001	LAND PURCHASE	0.00	0.00	0.00	0.00	0.00	0.00	0.00
60E000 2533 3010 00 019023	ARC FEES-DOOR HARDWARE REPL	0.00	0.00	0.00	0.00	0.00	0.00	0.00
60E000 2533 3010 00 019087	ARC FEES-DOOR HARDWARE-WASH	0.00	0.00	0.00	0.00	0.00	0.00	0.00
60E000 2533 3010 00 019095	ARC FEES-LINCOLN ROOF REPL.	0.00	0.00	0.00	0.00	0.00	0.00	0.00
60E000 2533 5230 00 000000	ARCH LOCAL PROJECTS	200,000.00	0.00	0.00	200,000.00	0.00	0.00	0.00
60E000 2533 5230 00 019095	ARCH LINCOLN ROOF	0.00	0.00	0.00	0.00	0.00	0.00	0.00
60E000 2533 5230 00 020084	ARCHITECT PAVEMENT PLAYGROU	10,000.00	0.00	17,984.32	-7,984.32	0.00	44,243.52	179.84
60E000 2533 5230 03 018078	MHS ARC FEES-PHASE 2	0.00	0.00	0.00	0.00	0.00	0.00	0.00
60E000 2533 5230 03 019042	MHS - PHASE 3 ARCHITECT	1,200.00	0.00	0.00	1,200.00	0.00	23,764.00	0.00
60E000 2533 5230 03 020016	FOOTBALL LIGHTING ARCHITECT	0.00	0.00	0.00	0.00	0.00	17,873.36	0.00
60E000 2533 5230 03 020080	ARCHITECT MHS PHASE 4	10,000.00	0.00	2,115.96	7,884.04	0.00	8,716.95	21.16
60E000 2533 5230 03 020083	ARCHITECT FB FIELD SEWER RE	600.00	0.00	528.76	71.24	0.00	7,743.51	88.13
60E109 2533 5230 00 018072	Longfellow Roof Repl Arc Fe	0.00	0.00	0.00	0.00	0.00	0.00	0.00
60E110 2533 5230 00 021053	ARCHITECT WA ACCESSIBILITY	10,000.00	609.25	5,344.40	4,655.60	0.00	0.00	53.44
60E000 2535 3190 00 000002	UNIT 2 LOCAL PROJECTS	2,000,000.00	0.00	0.00	2,000,000.00	0.00	533,226.20	0.00
60E000 2535 5230 00 019042	MHS AC PHASE 3	30,000.00	0.00	0.00	30,000.00	0.00	443,290.50	0.00

Account Number	Account Level Description Account Number	2021-22 Original Budget	September 2021-22 Monthly Activity	2021-22 FYTD Activity	2021-22 Available Funds	Encumbered Amount	2020-21 FY Activity	2021-22 FYTD %
60	CAPITAL PROJECTS FUND OR FUND							
60E000 2535 5230 00 020084	PAVEMENT/PLAYGROUND SURFACE	600,000.00	0.00	532,228.44	67,771.56	0.00	0.00	88.70
60E109 2535 5230 00 018072	Longfellow School Roof Repl	0.00	0.00	0.00	0.00	0.00	0.00	0.00
60E110 2535 5230 00 021053	WASHINGTON ACCESSIBILITY	50,000.00	20,898.00	20,898.00	29,102.00	0.00	0.00	41.80
60E303 2535 5230 00 018002	MHS AC PHASE I	0.00	0.00	0.00	0.00	0.00	55,790.81	0.00
60E303 2535 5230 00 018078	MHS Access Costs Phase 2	0.00	0.00	0.00	0.00	0.00	0.00	0.00
60E303 2535 5230 00 020016	MHS FOOTBALL LIGHTS/SEWER	4,283.00	0.00	4,282.20	0.80	0.00	404,473.56	99.98
60E303 2535 5230 00 020080	MHS PHASE 4 CONSTRUCTION	72,000.00	16,551.00	62,019.00	9,981.00	0.00	23,841.00	86.14
60E303 2535 5230 03 018002	MHS AC PHASE 1	0.00	0.00	0.00	0.00	0.00	0.00	0.00
60E000 8410 6600 00 000000	NEW AS PRINCIPAL PMT TO FUN	675,000.00	0.00	0.00	675,000.00	0.00	695,000.00	0.00
60E000 8510 6600 00 000000	NEW AS INTEREST PMT TO FUND	76,935.00	38,467.50	38,467.50	38,467.50	0.00	92,433.50	50.00
60---- ---- ---- -- ------		3,740,018.00	76,525.75	683,868.58	3,056,149.42	0.00	2,350,396.91	18.29
70	WORKING CASH FUND							
70E000 8110 0000 10 000000	PERMANENT XFER TO EDUCATION	0.00	0.00	0.00	0.00	0.00	0.00	0.00
70E000 8120 7100 00 000000	TRANS INTEREST	0.00	0.00	0.00	0.00	0.00	0.00	0.00
70---- ---- ---- -- ------		0.00	0.00	0.00	0.00	0.00	0.00	0.00
80	TORT IMMUNITY AND JUDGMENT FUN							
80E000 2361 3800 00 000000	TORT: WORKERS COMPENSATION	190,000.00	0.00	185,468.00	4,532.00	0.00	178,523.00	97.61
80E000 2365 3180 00 000000	TORT: LEGAL SERVICES	80,000.00	0.00	2,447.50	77,002.50	0.00	26,787.00	3.06
80E000 2365 3190 00 000000	TORT: CONTRACTUAL SERVICES	10,000.00	0.00	0.00	10,000.00	0.00	0.00	0.00
80E000 2365 3800 00 000000	TORT: PROPERTY CASUALTY	350,000.00	1,090.80	7,809.80	342,190.20	0.00	290,599.16	2.23
80E000 2365 3800 00 000001	TORT: UNEMPLOYMENT	20,000.00	990.00	2,965.12	17,034.88	0.00	12,426.85	14.83
80E000 2366 3190 00 000000	SETTLEMENT AGREEMENT	0.00	0.00	0.00	0.00	0.00	0.00	0.00
80---- ---- ---- -- ------		650,000.00	2,080.80	198,690.42	450,759.58	0.00	508,336.01	30.57
90	FIRE PREVENTION AND SAFETY FUN							
90E000 2533 3010 02 001203	Jr.High 10 YR HLS REPORT	10,000.00	0.00	0.00	10,000.00	0.00	0.00	0.00
90E000 2533 3010 04 001001	CS 10 YR HLS REPORT	0.00	0.00	0.00	0.00	0.00	0.00	0.00
90E000 2533 3010 06 001407	Lincoln HLS 10 YR Survey	0.00	0.00	0.00	0.00	0.00	0.00	0.00
90E000 2533 3010 07 000000	JEFFHI HLS 10 YR SURVEY	0.00	0.00	0.00	0.00	0.00	0.00	0.00
90E000 2533 3010 07 001405	Long. HLS 10 Yr Survey	0.00	0.00	0.00	0.00	0.00	0.00	0.00

Account Number	Account Level Description Account Number	2021-22 Original Budget	September 2021-22 Monthly Activity	2021-22 FYTD Activity	2021-22 Available Funds	Encumbered Amount	2020-21 FY Activity	2021-22 FYTD %
90	FIRE PREVENTION AND SAFETY FUN							
90E000 2533 3010 08 001406	Wash. HLS 10 Yr Survey	0.00	0.00	0.00	0.00	0.00	0.00	0.00
90E000 2533 3010 08 019095	LINCOLN ROOF PROJECT	0.00	0.00	0.00	0.00	0.00	0.00	0.00
90E000 2533 5230 00 019095	ARCH FEES LINCOLN ROOF	0.00	0.00	1,200.57	-1,200.57	0.00	4,211.85	0.00
90E108 2533 5230 00 000000	ARCH FEE LINCOLN HVAC/ROOF/	50,000.00	9,649.50	52,801.43	-2,801.43	0.00	199,964.58	105.60
90E000 2535 5210 00 000000	HLS GENERAL	0.00	0.00	0.00	0.00	0.00	0.00	0.00
90E000 2535 5230 00 019095	LINCOLN ELEM ROOF PROJECT	26,735.00	0.00	26,734.70	0.30	0.00	236,457.90	100.00
90E000 2535 5230 00 020018	LINCOLN HVAC/ROOF/DOORS	1,670,000.00	0.00	852,541.04	817,458.96	0.00	593,106.88	51.05
90---- ---- ---- -- ------		1,756,735.00	9,649.50	933,277.74	823,457.26	0.00	1,033,741.21	53.13
Grand Expense Totals		59,704,128.00	3,514,426.57	11,950,257.16	47,042,084.90	595,062.34	45,996,945.32	20.02

Number of Accounts: 2199

********** End of report **********